

经全国中小学教材审定委员会
2003年审查通过

义务教育课程标准实验教科书

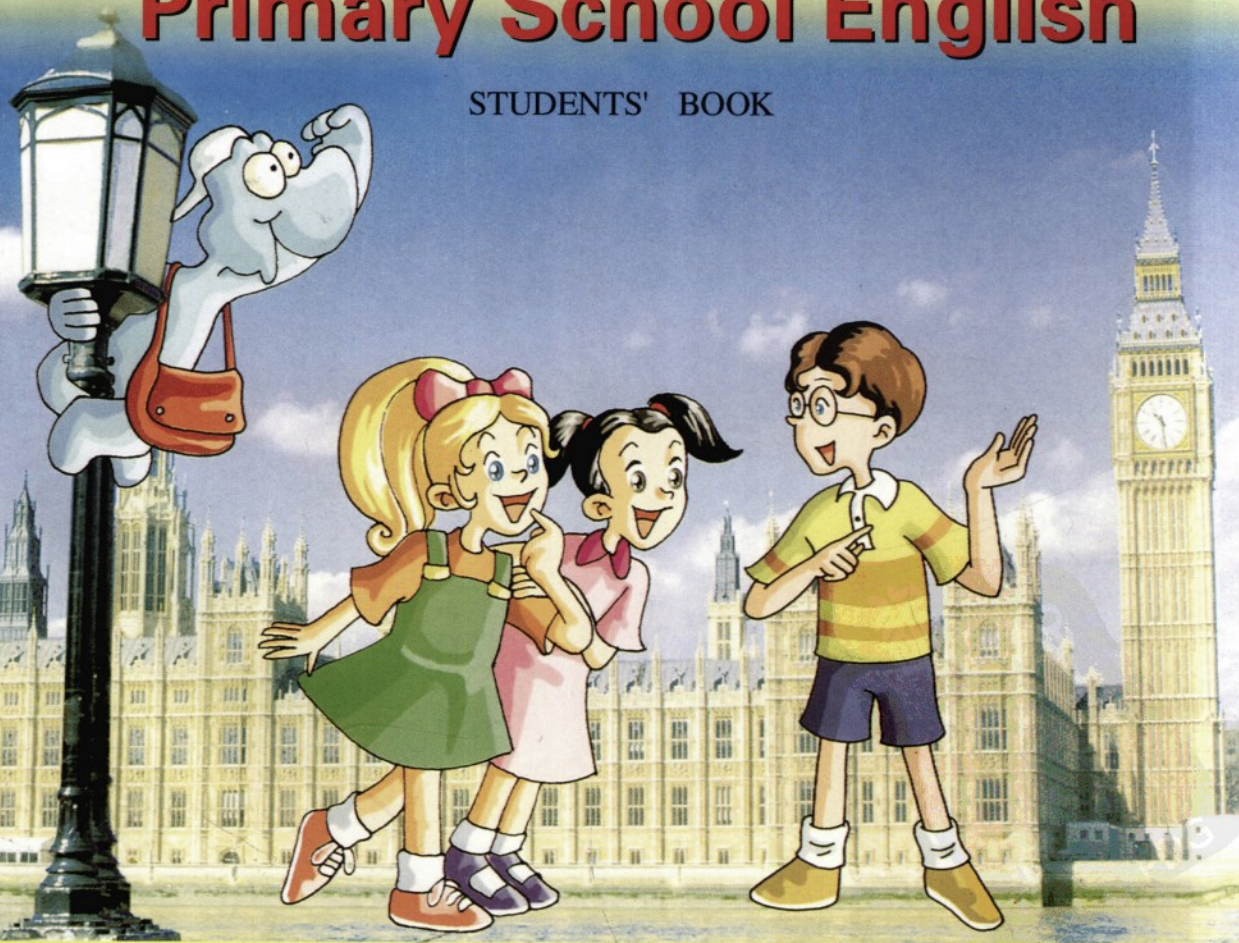
英语

三年级 上册

(供小学三年级起始用)

Primary School English

STUDENTS' BOOK



湖南少年儿童出版社

义务教育课程标准实验教科书

英语

三年级 上册

(供小学三年级起始用)

Primary School English

湖南少年儿童出版社
文达出版(香港)有限公司 合作编写



湖南少年儿童出版社



Dino

Dongdong



Tim



Anne


Mingming



Peter



Lingling



My name

My class

My school

给学生的话



同学们,欢迎你们来到英语学习的新课堂。在今后的时间里,你们将在老师的指导下,和书中的 Tim、Peter、Lingling、Mingming、Anne、Dongdong 等许多小朋友在一起,当然,还有可爱的小恐龙 Dino,逐步学会听懂简单的英语;学会和老师、同学,还有外国朋友用英语说话,告诉他们关于你们的许多事情,了解外国小朋友生活和学习的状况;还能读到许多生动、有趣的故事,学会唱许多英语歌曲和歌谣。渐渐地,你们就能用英语做很多事情了。

为了帮助大家学好英语,我们在每个教学单元中设计了以下几个部分:

首先是 **Let's listen and say**。在这部分大家会看到本单元的基本故事,书中的小朋友们在用英语互相交流。同学们要认真听,认真看,理解他们在干些什么,说些什么,然后努力去学着说。

然后是 **Let's learn**。这部分给出了一些新单词、词组和短句等。老师会帮助大家学会说这些词,并用刚学过的句子进行练习,进一步巩固。

接着是 **Let's act (practise)**。这部分设计了一些课堂活动。同学们可以按照书中的范例,运用前面学到的表达方法进行交流,进一步巩固和提高用英语听、说、做、玩、演的技能。

紧跟着是 **Let's read**。同学们在这部分会读到发生在 Tim 和他的好朋友小恐龙 Dino 身上的许多生动、有趣的小故事。一开始故事很短,也很简单;随着你们学会的东西越来越多,故事也就越来越长。慢慢地,你们就能用英语阅读了。

再下面是 **Let's listen, read and write**。这部分重点是让同学们通过反复听读练习,学会拼写英语单词。英语与我们的汉语在发音、书写上都有许多不同,掌握发音规律、学会拼读单词对英语学习大有好处。在这部分里还有书写练习。写好英文有利于我们与别人的交流,也很重要。但同学们不要着急,只要照着书里面的示范,一步步从写字母到写句子进行练习就行了。

最后,每个单元还专门设计了 **Let's have fun**。在这里,同学们可以结合本单元的内容,唱一唱,说一说,玩一玩,做一做,动动脑筋,使英语学习成为一件快乐的事。

要想学好英语,一定要有兴趣和信心,心中想“I can do it”。希望同学们在老师的指导下,大胆尝试,互相帮助,逐渐学会用英语听、说、做、玩、唱、演,掌握一些基本英语知识,为将来更好地学习英语打下良好的基础。

同学们,快来跟我们一起进入英语学习的新天地吧!你们一定会成功的!

你们的大朋友:小学《英语》教材编写组

Contents




1	Hello!	1
2	Who are you?	5
3	What's your name?	9
4	Are you Lingling?	13
5	Who's he?	17
6	This is my family.	21
	<i>Assessment I</i>	25
7	Is he a soldier?	27
8	What's he?	31
9	This is a nose.	35
10	Touch your head.	39
11	It's a cow.	43
12	What's this?	47
	<i>Assessment II</i>	51
13	You're a lion.	53
14	A computer is your friend.	55
	Word list 1	57
	Word list 2	59
	Some common English names	63
	Alphabet list	64

1

Hello!



A Let's listen and say



B Let's learn



Hello, nice to meet you!



Hello, nice to meet you too!



C Let's act



Hello, Miss Li.



Hello, I'm Benny.




Hello, I'm Linda.



D Let's read

Help, help!





E Let's listen, read and write 

Aa

as in...



Anne



Andy




apple



cat

Let's write.



Aa

F Let's have fun



Hello!

$1=C \frac{2}{4}$

$\underline{5}$ | $\underline{5}$ 3 | $\underline{5}$ | $\underline{5}$ 3 | $\underline{5}$ | $\underline{6}$ $\underline{5}$ $\underline{4}$ $\underline{3}$ | 2. $\underline{4}$ |
Hel - lo! Hel - lo! Hel - lo! How are you? I'm


2. $\underline{4}$ | 2. $\underline{5}$ | $\underline{6}$ $\underline{5}$ $\underline{4}$ $\underline{2}$ | 1 - :||
fine, I'm fine, I hope that you are, too.





2 Who are you?

A Let's listen and say



B Let's learn



Miss Li



Peter




Chen Ling



Anne



morning



afternoon

C Let's act



1

Good afternoon.
I'm Miss Li.

Good afternoon,
Miss Li. I'm Tingting.

2

Good afternoon.
I'm Linda.

Hello, I'm Peter.

E Let's listen, read and write

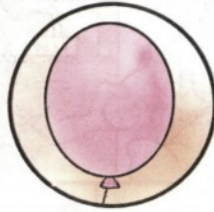


Bb

as in...



bag




balloon



book

Let's write.



B b

F Let's have fun



Who Are You?

$1=F \frac{2}{4}$

5 3 3 | 4 2 2 |

Who are you? Who are you?

1 2 3 4 | 5 5 5 5 |

I am Rainy. How do you do?

5 3 3 | 4 2 2 |

Who are you? Who are you?

1 3 5 5 | 1 1 1 1: ||

I am Windy. How do you do?




3

What's your name?



A Let's listen and say



B Let's learn



What's your name?



My name is Peter.



What's your name?
name?



My name is
Lingling.



C Let's act



Hello, stand up, please.

1



2

What's your name?



3


My name
is Benny.



Sit down, please.




D Let's read



E Let's listen, read and write




Cc as in...



cake



cup



cap

Let's write.

C c C c C c C c C c C c

C c

F Let's have fun

Talk to your schoolmates. Write down their English names.



Class	Chinese name	English name
3	Li Ping	John
3	Chen Xi	Jane