

经全国中小学教材审定委员会
2003年审查通过

义务教育课程标准实验教科书


英语

六年级 下册

(供小学三年级起始用)

Primary School English

STUDENTS' BOOK



湖南少年儿童出版社

义务教育课程标准实验教科书


英语

六年级 下册

(供小学三年级起始用)

Primary School English

湖南少年儿童出版社 合作编写
文达出版(香港)有限公司



湖南少年儿童出版社

义务教育课程标准实验教科书

英 语

六年级 下册

湖南少年儿童出版社
文达出版(香港)有限公司 合作编写

*

湖南少年儿童出版社出版
(湖南省长沙市晚报大道89号 邮编:410016)

湖南出版中心重印

湖南省新华书店发行

湖南新华印刷集团有限责任公司印刷

*

开本: 787毫米 × 1092毫米 1/16 印张: 4.25
2003年12月第1版 2006年12月第3版第1次印刷
ISBN 978-7-5358-2383-0/G·1182 定价: 6.89元
(2007春)

本书任何部分之文字及图片,如未获得本社之书面同意,不得用任何方式抄袭、节录或翻印。

本版本只供在中华人民共和国内地销售

如有质量问题,影响阅读,请与湖南出版中心联系调换。

地址:湖南省长沙市营盘东路3号 邮编:410005 电话:4302592 4302595

主 编:王玉霓 Pauline Ong

编写人员: Pauline Ong Belinda Seow 何高大 刘建清 王雁虹 卢梓忠

责任编辑:徐 徐 黄 亮 Anne Hughes 谢月芙 刘 宁 陈星星

美术编辑:王丽琼

绘 画:曾文伟 陈思聪 梁卓文 蔡伟雄 丘凤仪 陈联发 林月春


版式设计:余育铨

版面设计:余育铨 曾文伟 赵 慧



Dino

Dongdong



Tim



Mingming



Peter



Lingling



Anne



My name

My class

My school

给学生的话



同学们,欢迎你们来到英语学习的新课堂。在今后的时间里,你们将在老师的指导下,和课本中的 Tim、Peter、Lingling、Mingming、Anne、Dongdong 等许多小朋友在一起,当然,还有可爱的小恐龙 Dino,逐步学会听懂简单的英语;学会和老师、同学,还有外国朋友用英语说话,告诉他们关于你们的许多事情,了解外国朋友生活和学习的状况;我们还能读到许多生动、有趣的故事,学会唱一些英语歌曲和歌谣。渐渐地,你们就能用英语做很多事情了。

为了帮助大家学好英语,我们在各单元中设计了以下几个部分:

首先是 **Let's listen and say**。这部分是一单元中最重要的基础部分,课文中的小朋友们在用英语互相交流。同学们要认真听,认真看,理解他们在干些什么,说些什么,然后努力去学着说。

然后是 **Let's learn**。这部分给出了一些新单词、词组和短句等。老师会帮助大家学会说这些词,并用刚学过的句子进行练习,进一步巩固。

接着是 **About the story**。这部分根据课文 A 部分内容,设计了一些练习。这些练习能够帮助同学们更加深入地理解课文内容,并且巩固在课文中所学到的语言知识。

紧跟着是 **Let's practise**。这部分设计了一些课堂活动。同学们可以按照课文中的范例,运用前面学到的表达方式进行交流,进一步巩固和提高用英语听、说、做、玩、演的技能。

再下面是 **Let's listen(read) and write**。这部分重点是让同学们通过反复听读练习,学会拼写英语单词和句子。写好英文有利于我们将来与世界的交流,当然很重要。

最后,我们还专门设计了 **Let's have fun**。在这里,同学们可以结合本单元的内容,唱一唱,说一说,玩一玩,做一做,动动脑筋,使英语学习成为一项快乐的学习活动。

要想学好英语,一定要有兴趣和信心,心中多想“I can do it”! 希望同学们在老师的指导下,大胆尝试,互相帮助,逐渐学会用英语听、说、做、玩、唱、演,掌握一些英语知识,为将来更好地学习英语打下良好的基础。

同学们,快来跟我们一起进入英语学习的新天地吧! 你们一定会成功的!

你们的大朋友:小学《英语》教材编写组

Contents



1	You're good at drawing, Peter.	1
2	Anne wanted to skate.	5
3	Have you got enough money?	9
4	Our earth looks like this from space.	15
5	There are more shops in Picture One.	20
	<i>Assessment I</i>	25
6	Some stories are more interesting than others.	30
7	The Most Interesting Stories	34
8	The Dragon Boat Festival	39
9	What can I do?	43
10	Tomorrow will be rainy.	47
	<i>Assessment II</i>	52
	General Revision	57
	Word List 1	61
	Word List 2	62
	Singular and Plural	64

You're good at drawing, Peter.

A Let's listen and say



It is Sunday. The children are at Anne's home.

Mingming: Hi! Let's go skating!



Anne: I'm not good at skating.
I'm good at swimming.
Peter, what do you like doing?

Peter: I like drawing. Let's draw pictures.

Anne: You're good at drawing, Peter. I'm not very good at it.

Lingling: I like watching films. Let's go and watch a film, OK?

Kids: That's a good idea. Let's go!



B Let's learn



pictures



good idea



watch a film

C About the story

Answer these questions in complete sentences.

1. What is Anne good at?

_____.

2. What does Mingming like doing?

He likes _____.

3. What does Peter like doing?

_____.

4. What do all the kids like?

They all like _____.

D Let's practise

Talk about ourselves.

Pair work. Ask and answer the following questions.

1. What are you good at?

2. What are you not good at?

3. What is your best friend good at?

4. What do you like doing?

5. Do you like watching films?



E Let's write

Look at the pictures below. Make sentences about yourself. For each activity, write whether you are good at it or not.

I am good at swimming.




I am not good at swimming.



jumping



ME



playing table tennis

singing



fishing



drawing

1. _____
2. _____
3. _____
4. _____
5. _____

Are there any other things you are good at? Write two more sentences.

6. _____

7. _____

F Let's listen and write


What do they like? What are they good at?

Listen to the tape carefully. Put a tick or a cross in the correct boxes.

		Sally	Jane	Ben	Linda
Football	Good at				
	Likes				
Swimming	Good at				
	Likes				
Running	Good at				
	Likes				
Table tennis	Good at				
	Likes				
Basketball	Good at				
	Likes				

A Let's listen and say

Anne wanted to skate. She went to the skating rink with Peter.



"How do you skate?" Anne asked Peter.

"Watch me," said Peter. "Put your arms out and try to keep your legs straight."

"Wow, Peter! You skate beautifully!" said Anne. "I want to skate like you."

Anne went onto the ice. She tried to skate but she fell over. Peter helped her up.


"I want to stand up straight, but I can't! Peter." said Anne.

"Never mind," said Peter. "Just try and try again!"

"All right, I will try again!" said Anne.



B Let's learn



skating rink



learn



fall over

C About the story


Write the correct form of the verbs in the brackets.

Peter and Anne (go) _____ to the (skate) _____ rink. Anne wanted to (learn) _____ skating. Peter (skate) _____ on the ice beautifully. Anne wanted to skate like Peter but she (fall) _____ over. Peter (help) _____ her up. Anne (want) _____ to try again so that she could skate like Peter.

D Let's practise

Pair work. Make a list of things you want to do this weekend. Ask and answer questions about each other's plans for the weekend.

Write down what your friend tells you.






Example: Tingting wants to cycle in the park.

1. _____
2. _____
3. _____
4. _____

E Let's look and write

What does each person in the picture want to do? Use the words given to write your answers.

mend read clean fly wash play






Example: Mingming wants to read a storybook.

1. _____
2. _____
3. _____
4. _____
5. _____

F Let's listen and write




Listen to the tape carefully. Write 1 to 8 in the pictures below to arrange them in order.



A Let's listen and say



1 Anne saw a dictionary in a bookstore. She needed one for school. It was fifty yuan. She had only forty-five yuan.



2

Can I look at that dictionary, please?

Of course.



3

Is it useful enough?

Oh, yes! It is!



4

It's small enough. I can put it in my schoolbag.

It's fifty yuan. Have you got enough money?



5

No, I haven't. I've got only forty-five yuan.



Look! It's got a dirty mark on the cover. I will sell it to you.


6

Here you are.



Oh, thank you. Thank you very much.

B Let's learn



a dictionary



bookstore



a dirty mark



useful

C About the story

Answer these questions.

1. What did Anne see in the bookstore?

2. Did she have enough money to buy it?

3. Was the dictionary useful enough?

4. Was the dictionary small enough?

5. Did Anne buy the dictionary in the end?

D Let's practise

What did the children buy?

Complete this story with "too" or "enough".

Paul and Tom wanted to buy a toy. They went to a toy shop and saw a big plane. It was fifty yuan. That was _____ expensive. The children had not _____ money and it was _____ big. They did not buy the plane. They saw an old car. The car was _____ old. Tom did not like it. Then they saw a robot. It was five yuan. That was cheap _____. The children liked it and they bought it at once.

