

经全国中小学教材审定委员会  
2003 年审查通过

义务教育课程标准实验教科书


# 英语

五年级 下册

(供小学三年级起始用)

## Primary School English

STUDENTS' BOOK



湖南少年儿童出版社

义务教育课程标准实验教科书

# 英语

五年级 下册

(供小学三年级起始用)

Primary School English

湖南少年儿童出版社 合作编写  
文达出版(香港)有限公司



湖南少年儿童出版社



Dino

Dongdong



Tim




Mingming

Peter

Lingling

Anne



My name

My class

My school

\_\_\_\_\_

\_\_\_\_\_

\_\_\_\_\_

# 给学生的话



同学们,欢迎你们来到英语学习的新课堂。在今后的时间里,你们将在老师的指导下,和课本中的 Tim、Peter、Lingling、Mingming、Anne、Dongdong 等许多小朋友在一起,当然,还有可爱的小恐龙 Dino,逐步学会听懂简单的英语;学会和老师、同学,还有外国朋友用英语说话,告诉他们关于你们的许多事情,了解外国朋友生活和学习的状况;我们还能读到许多生动、有趣的故事,学会唱一些英语歌曲和歌谣。渐渐地,你们就能用英语做很多事情了。

为了帮助大家学好英语,我们在各单元中设计了以下几个部分:

首先是 **Let's listen and say**。这部分是一单元中最重要的基础部分,课文中的小朋友们在用英语互相交流。同学们要认真听,认真看,理解他们在干什么,说些什么,然后努力去学着说。

然后是 **Let's learn**。这部分给出了一些新单词、词组和短句等。老师会帮助大家学会说这些词,并用刚学过的句子进行练习,进一步巩固。

接着是 **Let's act (practise)**。这部分设计了一些课堂活动。同学们可以按照课文中的范例,运用前面学到的表达方法进行交流,进一步巩固和提高用英语听、说、做、玩、演的技能。

再下面是 **Let's read and write (Let's look and say)**。同学们可以在这部分接触到许多生动、有趣的小故事及一些富有趣味性的练习题。这些听说练习可以帮助同学们更好地感受英语学习的乐趣以及掌握基本的英语听说技巧。学好英文有利于我们将来与世界的交流,听说的技巧都是很重要的。

最后,我们还专门设计了 **Let's have fun**。在这里,同学们可以结合本单元的内容,唱一唱,说一说,玩一玩,做一做,动动脑筋,使英语学习成为一件快乐的事。

要想学好英语,一定要有兴趣和信心,心中多想“I can do it”! 希望同学们在老师的指导下,大胆尝试,互相帮助,逐渐学会用英语听、说、做、玩、唱、演,掌握一些英语知识,为将来更好地学习英语打下良好的基础。

同学们,快来跟我们一起进入英语学习的新天地吧! 你们一定会成功的!

你们的大朋友:小学《英语》教材编写组



# Contents

|    |  |    |
|----|--|----|
| 1  | Draw a cat on the roof. ....                   | 1  |
| 2  | Don't put your feet on the seat. ....          | 5  |
| 3  | There's a policeman near the post office. .... | 9  |
| 4  | Where were you, Mingming? ....                 | 13 |
| 5  | Who was first? ....                            | 17 |
| 6  | Was it in the wardrobe? ....                   | 21 |
|    | <i>Assessment I</i> ....                       | 25 |
| 7  | When's your birthday? ....                     | 27 |
| 8  | That's not mine! ....                          | 31 |
| 9  | Benny took my ball. ....                       | 35 |
| 10 | Where did you go? ....                         | 39 |
| 11 | What time did you see him? ....                | 43 |
| 12 | I came by plane. ....                          | 47 |
|    | <i>Assessment II</i> ....                      | 51 |
| 13 | When is your country's National Day? ....      | 53 |
| 14 | Peter made a kite with paper and bamboo. ...   | 55 |
|    | Word List 1 ....                               | 57 |
|    | Word List 2 ....                               | 59 |
|    | Present and Past/Full Form and Short Form .... | 63 |
|    | Countries of the World ....                    | 64 |

1

# Draw a cat on the roof.



## A Let's listen and say



1 Lingling is drawing a picture.



2



Draw a cat on the roof.

3



Draw a bird above the chimney.

4



Draw a boy behind the tree.

5

This is a good picture.



## B Let's learn



a roof



a chimney



above the  
tree



in front of  
the car

## C Let's practise

Pair work. Look at the drawing below. Make some sentences to say where you can see each thing or animal. Use these words: behind, in front of, on, in, above.

Example: There are four birds on the tree.

There is a snake in the grass.



## D Let's read and write



Ma Liang is a poor boy. He likes to draw. Every day, he works hard at drawing. He has no money to buy brushes, ink or paper. He draws on the sand with thin sticks or stones.



One night, an old man comes in his dream and gives him a magic brush. The brush can turn everything he draws real. Ma Liang uses the brush to help the poor people.

Look at the pictures. What is each person asking Ma Liang to draw? Use these words to help you: in front of, on, in.

1. "Please draw a well \_\_\_\_\_ my house."



I can't walk and I have no water.



PDG

2. "Please draw some rice \_\_\_\_\_  
my bowl for me."



3. "Please draw a pair of shoes \_\_\_\_\_  
my feet."



## Let's have fun



### Let's rhyme.

Draw a cat  
On the mat,  
Not thin,  
Not fat.  
Put in a chin  
Above the toes,  
Below the nose,  
Like that!



2

# Don't put your feet on the seat.

## A Let's listen and say



1 Mrs Chen is taking Dongdong to the shops.



2 They are waiting for a bus.



3 They are in a cafe.




**4** Mrs Chen and Dongdong are on the bus. They are going home.



**5**



## B Let's learn




# C Let's practise

1 Don't read in the bed.



2



Don't talk in class.

3



Don't play on the road.

4



Don't pick flowers in the park.

# D Let's write and say

Fill the blanks with the helping words.

naughty    noisy    late    rude

1. Don't be \_\_\_\_\_. Always be on time.
2. Don't be \_\_\_\_\_. Always be polite.
3. Don't be \_\_\_\_\_. Be a good boy.
4. Don't be \_\_\_\_\_. Keep quiet so that we can hear.



# E Let's have fun



Let's sing a song.

## All the Birds



1=D $\frac{4}{4}$

1.    3    5    i | 6    1    6̇    5 - | 4.    5    3    1 |  
All the birds sing up in the trees. Now the spring is

2 -    1    0 | 5    5    4    4 | 3    5    3    2 - |  
co-    ming!    Li-    sten, li-    sten, what do they say?

5    5    4    4 | 3    5    3    2 - | 1.    3    5    i |  
Spring time is the time to be gay. All the birds sing

6    i    6    5 - | 4.    5    3    1 | 2 -    1    0 :||  
up in the trees. Now the spring is co-    ming!

3

There's a policeman  
near the post office.

# A Let's listen and say



Peter is drawing a picture of the street.

**1** Is there a bus on the road?

Yes, and there's a taxi behind the bus.

**2** Is there any car at the corner?

Yes, there's a car at the corner.

**3** Is there anyone near the post office?

There's a policeman near the post office. There's also a woman outside the post office.

## B Let's learn



a shopping  
centre



outside

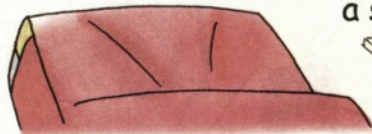
a road

post office



a corner


a street



## C Let's practise

Pair work. Match the words to the animals. Make sentences to tell your friend.

Example: There is a cat outside the kennel.



1. \_\_\_\_\_
2. \_\_\_\_\_
3. \_\_\_\_\_
4. \_\_\_\_\_
5. \_\_\_\_\_

## **D** Let's read and write



This is Anne's drawing. Is there anyone in the picture? Yes, there is a woman in the picture. She is standing outside a shop. She has a bag in her hand. Is there anything in her bag? Yes, there is a book in her bag. She is looking at a sign. What does the sign say? It says "Bus Stop".

**Read the above and answer these questions:**

1. Whose drawing is this?

This is \_\_\_\_\_.

2. Where is the woman standing?

She is \_\_\_\_\_.

3. What does she have in her hand?

She has a \_\_\_\_\_.

4. What is she looking at?

She is \_\_\_\_\_.

## Let's have fun



Let's sing.

### Ten Green Bottles

$1=A\frac{2}{4}$

1 7 0 5 | 1 1 1 3 | 2 1 2 3 1 0 1 |

There are **ten** green bottles standing on the wall. There are

3 3 3 5 | 4 3 4 5 3 0 1 |

**ten** green bottles standing on the wall. Now

6 6 5 3 | 2 3 2 7 6 0 5 |

there's **one** green bottle lying on the ground and

1 1 1 3 | 2 1 2 3 1 :||

**nine** green bottles standing on the wall.

(Repeat with **eight** bottles ... to **one** bottle.)

