

经全国中小学教材审定委员会
2003 年审查通过

义务教育课程标准实验教科书

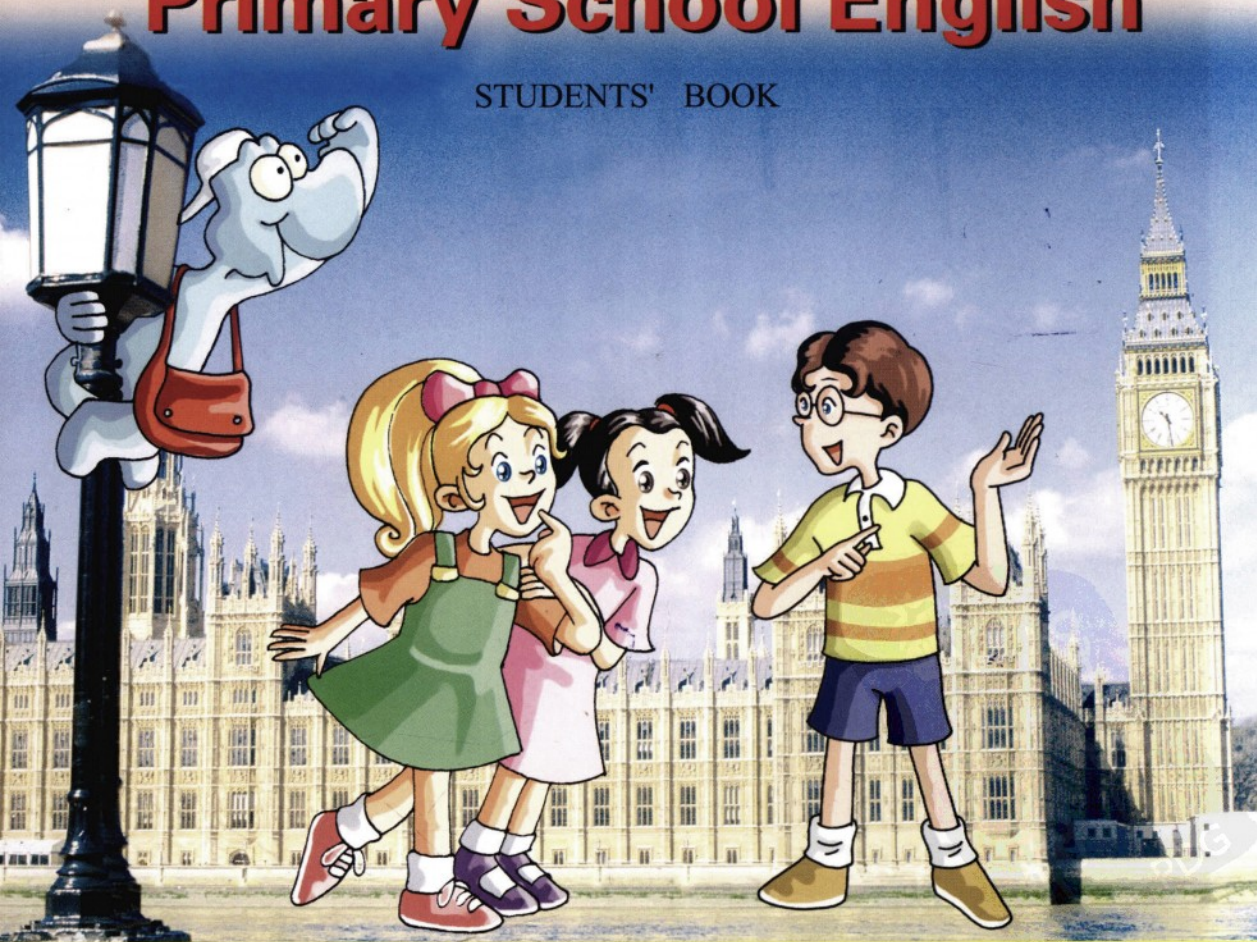
英语

六年级 上册

(供小学三年级起始用)

Primary School English

STUDENTS' BOOK



湖南少年儿童出版社

义务教育课程标准实验教科书

英语

六年级 上册

(供小学三年级起始用)

Primary School English

湖南少年儿童出版社 合作编写
文达出版(香港)有限公司



湖南少年儿童出版社



Dino

Dongdong




Tim



Mingming

Peter

Lingling



Anne

My name

My class

My school

给学生的话



同学们,欢迎你们来到英语学习的新课堂。在今后的时间里,你们将在老师的指导下,和书中的Tim、Peter、Lingling、Mingming、Anne、Dongdong等许多小朋友在一起,当然,还有可爱的小恐龙Dino,逐步学会听懂简单的英语;学会和老师、同学,还有外国朋友用英语说话,告诉他们关于你们的许多事情,了解外国小朋友生活和学习的状况;还能读到许多生动、有趣的故事,学会唱许多英语歌曲和歌谣。渐渐地,你们就能用英语做很多事情了。

为了帮助大家学好英语,我们在每个教学单元中设计了以下几个部分:

首先是**Let's listen and say**。在这部分大家会看到本单元的基本故事,书中的小朋友们在用英语互相交流。同学们要认真听,认真看,理解他们在干些什么,说些什么,然后努力去学着说。

接着是**About the story**。这部分根据课文A部分内容,设计了一些练习。这些练习能够帮助同学们更加深入地理解课文内容,并且巩固在课文中所学到的语言知识。

再下面是**Let's read and write**。同学们在这部分会读到发生在Tim和他的好朋友小恐龙Dino身上的许多生动、有趣的小故事。一开始故事很短,也很简单;随着你们学会的东西越来越多,故事也就越来越长。慢慢地,你们就能用英语阅读了。在这部分里还有书写练习。写好英文有利于我们与别人的交流,也很重要。但同学们不要着急,只要照着书里面的示范,一步步从写字母到写句子进行练习就行了。

紧跟着是**Let's practise**。这部分设计了一些课堂活动和练习。同学们可以按照书中的范例,运用前面学到的表达方法进行交流,进一步巩固和提高用英语听、说、读、写、演的技能。

最后,每个单元还专门设计了**Let's have fun**。在这里,同学们可以结合本单元的内容,唱一唱,说一说,玩一玩,做一做,动动脑筋,使英语学习成为一件快乐的事。

要想学好英语,一定要有兴趣和信心,心中想“I can do it”。希望同学们在老师的指导下,大胆尝试,互相帮助,逐渐学会用英语听、说、做、玩、唱、演,掌握一些基本英语知识,为将来更好地学习英语打下良好的基础。

同学们,快来跟我们一起进入英语学习的新天地吧!你们一定会成功的!

你们的大朋友:小学《英语》教材编写组



Contents

1	The children are playing in the park.	1
2	Katie always gets up early.	5
3	Let's go to the Underwater World.	9
4	It's the Mid-Autumn Festival.	13
5	The children are playing noisily.	17
6	How tall are you?	21
<i>Assessment I</i>		25
7	These horns are too big.	27
8	My singing is louder than yours.	31
9	What is Dongdong going to do?	35
10	Are you going to visit Anne?	39
11	When are we going to swim?	43
12	Christmas	47
<i>Assessment II</i>		50
13	I'm as happy as a bird.	53
14	A fairy tale	55
Word list 1		57
Word list 2		59
Phonics and vowels		63
Verbs		64

1

The children are playing in the park.



A Let's listen and say



- 1 The children are playing in the park. Lingling is sitting on a swing.



- 2 An old man is sitting on a bench. He is sleeping. His dog is looking at the children.



- 3 Mingming is throwing stones at the dog. The dog is very angry. It is barking.



Don't throw stones at the dog, Mingming!

4 Mingming is not listening.



5 The dog's chain is broken. It is running to Mingming.



6 Mingming is climbing up the slide.



7 The dog is biting Mingming's foot. He is crying. The old man is calling his dog.



B Let's learn



swing



slide



bench



bark



chain



bite



stones

C About the story

The sentences are not in the correct order. Rearrange them and tell the story.

- | | |
|--|--|
| <input type="checkbox"/> The dog barks at Mingming. | <input type="checkbox"/> There is an old man in the park. |
| <input type="checkbox"/> The children are playing in the park. | <input type="checkbox"/> The chain is broken and the dog runs to Mingming. |
| <input type="checkbox"/> He has a small dog with him. | <input type="checkbox"/> Mingming throws stones at the dog. |

D Let's practise

Class/Pair work. Look at the pictures. Describe what each person is doing.



What are they doing? Write sentences about 5 of the above pictures. Write the number of the picture in each box.

Example: ☐ 4 The boy is brushing his teeth.

- | | |
|--------------------------|-----------------------|
| <input type="checkbox"/> | He is _____. |
| <input type="checkbox"/> | The man is _____. |
| <input type="checkbox"/> | The man is _____. |
| <input type="checkbox"/> | The boy is _____. |
| <input type="checkbox"/> | The boy is _____. |
| <input type="checkbox"/> | The old man is _____. |
| <input type="checkbox"/> | She is _____. |
| <input type="checkbox"/> | The girl is _____. |

E Let's sing



London Bridge

1=C $\frac{4}{4}$


5 6 5 4 | 3 4 5 - | 2 3 4 - | 3 4 5 - |
 London Bridge is falling down, falling down, falling down.
 Take a key and lock her up, lock her up, lock her up.

5 6 5 4 | 3 4 5 - | 2 - 5 - | 3 1 - 0 :||
 London Bridge is falling down, my fair lady.
 Take a key and lock her up, my fair lady.



F Let's find out and write

The children are going to the cinema to watch a film. Draw lines to show how they go to the cinema. Write sentences to show how they go there.



1. Peter is going to the cinema by _____.
2. Anne is _____.
3. Lingling is _____.
4. Mingming is _____.

2 Katie always gets up early.

A Let's listen and say



Katie's Day

- 1 Katie always gets up early every day. On weekdays, she always gets up at six o'clock.



- 2 She always washes her face at 6:05 am.



- 3 Then, she makes her bed at 6:15 am.



- 4 Katie's sister, Sally, is often late. She runs to the breakfast table at 6:45 am.

The family usually has breakfast at 6:30 am.



- 5 Katie's father always leaves for work at seven o'clock. He is never late for work. He usually waves them goodbye.



B Let's learn



wake up



make the bed



wave



I'm late.

C About the story

Put a tick (✓) if the sentences are correct or a cross (X) if they are wrong.

1. Katie always gets up at six o'clock. ()
2. Katie always washes her face at 6:15 am. ()
3. Katie's family often has breakfast at 6:45 am. ()
4. Sally always goes to the breakfast table on time. ()
5. Katie's father usually waves them goodbye. ()

D Let's practise

Class/Pair work. Look at the chart. Take turns to tell each other about Peter's activities.

Example: Peter usually goes to bed at ten o'clock.

	always	often	usually	never
gets up at seven o'clock			✓	
goes to school by bus	✓			
does homework at six o'clock	✓			
watches TV at seven o'clock		✓		
eats cake				✓
goes to bed at ten o'clock			✓	




Write four sentences about your activities.

Example: I usually do my homework at six o'clock.

- 1. I always _____.
- 2. I never _____.
- 3. I often _____.
- 4. I usually _____.

E Let's look and write

Mrs Li is a busy housewife. Look at the chart of her activities below.



	always	often	usually	never
Makes breakfast for the family	😊			
Washes clothes in the morning			😊	
Cleans the house in the afternoon	😊			
Starts cooking dinner at 5 o'clock		😊		
Goes to the supermarket to buy things		😊		
Watches TV in the day				😊



Now, write suitable answers in the blanks.

- Mrs Li _____ breakfast for the family.
- She _____ washes clothes _____ morning.
- Mrs Li _____ goes to the supermarket to _____.
- At 5 o'clock, Mrs Li _____ starts to cook dinner.
- She _____ watches _____ in the day.
- She _____ cleans the house _____.



A Let's listen and say



There was a public holiday last week. The weather was good that day. The children were talking about where they wanted to go.

1

Let's go to the Underwater World.

We went there last month. Let's go to the park for a picnic!

2

Let's go to the library. I want to read science stories.

No, let's go to the beach.

3

Let's go to the shopping centre.

4

Oh dear! It's four thirty. We can't go anywhere now!

B Let's learn



Underwater World



picnic



library



science story

C About the story

Fill in the blanks with the correct words.

go and did was home

Yesterday _____ a holiday. The children wanted to _____ out. They did not want to stay at _____. The children had many ideas. They talked _____. It was very late in the afternoon. They _____ not go out at all. They stayed at home all day!

D Let's practise

Class/Pair work. Make sentences with each word and suggest a place to go to.

Example:

I'm hungry.

Let's go to a restaurant.



hungry

hot

thirsty

sick

bored

restaurant

swimming
pool

cafe

hospital

cinema

E Let's look and write

Where can we go during the school holidays? Look at the pictures and write sentences beginning with "Let's go..." and say what you want to do there.

Example: Let's go to the supermarket.
I want to buy some milk.



supermarket

1.



Underwater World

2.



zoo

3.



swimming pool

4.



library

F Let's find out

1. Which bus should Peter take to go to the zoo?

Peter should take the _____.

2. List the stops he has to pass.

The stops are : _____

