

经全国中小学教材审定委员会
2003 年审查通过

义务教育课程标准实验教科书


英语

五年级 上册

(供小学三年级起始用)

Primary School English

STUDENTS' BOOK



湖南少年儿童出版社

义务教育课程标准实验教科书

英语

五年级 上册

(供小学三年级起始用)

Primary School English

湖南少年儿童出版社 合作编写
文达出版(香港)有限公司



湖南少年儿童出版社



Dino

Dongdong

Tim

Anne

Mingming

Peter

Lingling

My name

My class

My school

给学生的话



同学们,欢迎你们来到英语学习的新课堂。在今后的时间里,你们将在老师的指导下,和书中的 Tim、Peter、Lingling、Mingming、Anne、Dongdong 等许多小朋友在一起,当然,还有可爱的小恐龙 Dino,逐步学会听懂简单的英语;学会和老师、同学,还有外国朋友用英语说话,告诉他们关于你们的许多事情,了解外国小朋友生活和学习的状况;还能读到许多生动、有趣的故事,学会唱许多英语歌曲和歌谣。渐渐地,你们就能用英语做很多事情了。

为了帮助大家学好英语,我们在每个教学单元中设计了以下几个部分:

首先是 **Let's listen and say**。在这部分大家会看到本单元的基本故事,书中的小朋友们在用英语互相交流。同学们要认真听,认真看,理解他们在干什么,说些什么,然后努力去学着说。

然后是 **Let's learn**。这部分给出了一些新单词、词组和短句等。老师会帮助大家学会说这些词,并用刚学过的句子进行练习,进一步巩固。

接着是 **Let's practise**。这部分设计了一些课堂活动。同学们可以按照书中的范例,运用前面学到的表达方法进行交流,进一步巩固和提高用英语听、说、做、玩、演的技能。

紧跟着是 **Let's read**。同学们在这部分会读到发生在 Tim 和他的好朋友小恐龙 Dino 身上的许多生动、有趣的小故事。一开始故事很短,也很简单;随着你们学会的东西越来越多,故事也就越来越长。慢慢地,你们就能用英语阅读了。

再下面是 **Let's write**。这部分重点是书写练习。写好英文有利于我们与别人的交流,也很重要。但同学们不要着急,只要照着书里面的示范,一步步从写字母到写句子进行练习就行了。

最后,每个单元还专门设计了 **Let's have fun**。在这里,同学们可以结合本单元的内容,唱一唱,说一说,玩一玩,做一做,动动脑筋,使英语学习成为一件快乐的事。

要想学好英语,一定要有兴趣和信心,心中想“I can do it”。希望同学们在老师的指导下,大胆尝试,互相帮助,逐渐学会用英语听、说、做、玩、唱、演,掌握一些基本英语知识,为将来更好地学习英语打下良好的基础。

同学们,快来跟我们一起进入英语学习的新天地吧!你们一定会成功的!

你们的大朋友:小学《英语》教材编写组

Contents



1	I'd like a cold drink.	1
2	Do you want some rice?	5
3	Can I borrow a pencil?	9
4	Can I have a puppy?	13
5	Which one do you want?	17
6	I like sweets.	21
<i>Assessment I</i>		25
7	Do you have any hobbies?	27
8	What time do you get up?	31
9	My father helps me.	35
10	What does that sign mean?	39
11	We are sorry.	43
12	The Spring Festival	47
<i>Assessment II</i>		51
13	I brush my teeth every day.	53
14	What's the name of this place?	55
Word list 1		57
Word list 2		59
Animals and their young		63
Classroom language		64

1 I'd like a cold drink.

A Let's listen and say

The children visit the market today.



B Let's learn



feel hungry



cold drink



bun

C Let's practise

1

Do you have any drink cards?

Yes, I have.

2

Linda, do you have any fruit cards?

Yes, I have.

3

Do you have any fruit cards, Jane?

No, I don't.

4

But I have all the three cake cards!

D Let's read

It is a sunny Saturday afternoon. The children are having a picnic. Anne is having an ice-cream. Peter is eating a piece of cake. Lingling is having an apple and Mingming is eating a sandwich. They enjoy eating at the beach.





E Let's write

Read the above short passage again. Answer the questions below. What are the children eating?

1.  Lingling is eating an apple.


2.  Peter is eating a piece of _____.

3.  Anne is _____.

4.  Mingming _____.

F Let's have fun

Look at these pictures. They tell us a story.



The sentences below are not in order. Arrange them correctly by writing 1, 2, 3, 4 in the brackets.

1. Dino takes one lick and finishes all the ice-cream. ()
2. Dino sees Tim eating a delicious ice-cream. ()
3. He asks for some and Tim agrees to give him a little of his ice-cream. ()
4. Tim is unhappy. Now he has nothing to eat! ()

2 Do you want some rice?

A Let's listen and say

The children are having lunch in Lingling's home.

1

Do you want some rice, Peter?

Yes, please. Thank you, Mrs Chen.

2

Do you want some soup, Anne?


Yes, please, Mrs Chen.

3

Do you want some soup, Dongdong?

4

No, Mummy. I want some more vegetables, please.



5



B Let's learn



water



soup



vegetables



breakfast



lunch



supper



pepper



salt

C Let's practise

1



2

Do you want some salt, Benny?

No, thank you.

3

Do you want some pepper, Jane?

Yes, please.

Thank you very much.



D Let's read and write

1. Fill in the blanks with "please" or "thank you".



Can you teach me, _____?

Anne.

Yes, of course!



2. Fill in the blanks with "please" or "thank you".

<p>1</p> <p>I am hungry. May I have some noodles, _____?</p> 	<p>2</p> <p>Yes, of course!</p> 
<p>3</p> <p>_____.</p> 	<p>4</p> <p>Hmm...it's nice. May I have some more, _____?</p> 

E Let's have fun 


Let's chant

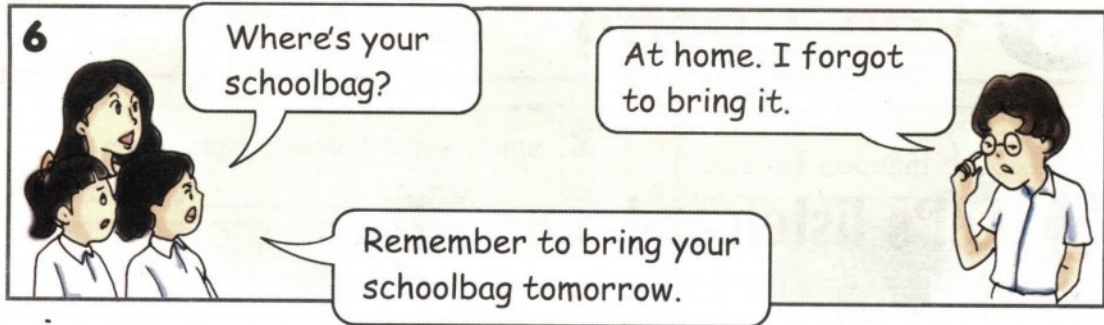
Time for breakfast,
Drink some milk.
Time for lunch,
Eat some rice.
Time for supper,
Have some vegetables.



3 Can I borrow a pencil?

A Let's listen and say






B Let's learn



I did not put on my right sock!



forget



remember




tomorrow



borrow

C Let's practise



D Let's read and write


Anne: What are you making, Mingming?

Mingming: I'm making a kite. Oh dear! I forgot to bring my glue. Can I borrow your glue, please?

Anne: Yes, here you are.

Mingming: Thank you. I don't have my colour pencils, either.

...



Now answer the questions below.



What do you want, Mingming?



Can I borrow _____
_____, please?

Can I borrow _____
_____, please?



E Let's have fun

What is each person below saying? Match each picture to the correct speech bubble.

1.



Can I borrow
a pen, please?

2.



Can I borrow an
umbrella, please?

3.



Can I borrow your
scarf, please?

4.



Can I borrow twenty
yuan, please?