

LEARNING TO LISTEN

*Making sense of
spoken English*

LEARNING TO LISTEN

学生用书

巩固篇

Student's Book

乐聆英语听力

Lin Lougheed (美) 编著

外语教学与研究出版社

FOREIGN LANGUAGE TEACHING AND RESEARCH PRESS

LEARNING TO LISTEN
乐聆英语听力

Making sense of spoken English

Lin Lougheed (美) 编著

Student's Book
学生用书
巩固篇

江苏工业学院图书馆
藏书章

外语教学与研究出版社
FOREIGN LANGUAGE TEACHING AND RESEARCH PRESS
北京 BEIJING

京权图字：01 - 2005 - 4365

Text © Lin Lougheed 2003

Design and illustration © Macmillan Publishers Limited 2003

First published by Macmillan Publishers Limited, United Kingdom. This edition is for sale in the People's Republic of China only and may not be bought for export therefrom.

图书在版编目(CIP)数据

乐聆英语听力. 巩固篇. 学生用书 = Learning to Listen 2: Student's Book / (美)拉菲德 (Lougheed, L.) 编著. — 北京: 外语教学与研究出版社, 2006. 4

ISBN 7 - 5600 - 5206 - 1

I. 乐… II. 拉… III. 英语—听说教学—教材 IV. H319. 9

中国版本图书馆 CIP 数据核字 (2005) 第 126108 号

出 版 人: 李朋义

责任编辑: 高华莹

封面设计: 视觉共振设计工作室

出版发行: 外语教学与研究出版社

社 址: 北京市西三环北路 19 号 (100089)

网 址: <http://www.fltrp.com>

印 刷: 北京新丰印刷厂

开 本: 889×1194 1/16

印 张: 8

版 次: 2006 年 4 月第 1 版 2006 年 4 月第 1 次印刷

书 号: ISBN 7 - 5600 - 5206 - 1

定 价: 19.90 元

* * *

如有印刷、装订质量问题出版社负责调换

制售盗版必究 举报查实奖励

版权保护办公室举报电话: (010)88817519

音标对照表

略语表

辅音音标			元音音标		
K.K.	IPA	词例	K.K.	IPA	词例
p	p	pen	ɪ	ɪ	bit
b	b	back	ɛ	e	bed
t	t	ten	æ	æ	cat
d	d	day	ɑ	ɒ	pot
k	k	key	ʌ	ʌ	but
g	g	get	ʊ	ʊ	put
f	f	fat	ə	ə	about
v	v	view	ɪ	i	happy
θ	θ	thing	u	u	actuality
ð	ð	then			
s	s	soon	i	i	sheep
z	z	zero	ɑ	ɑ	father
ʃ	ʃ	ship	ɔ	ɔ	four
ʒ	ʒ	pleasure	u	u	boot
h	h	hot	ɜ	ɜ	bird
tʃ	tʃ	cheer			
dʒ	dʒ	jump	e	eɪ	make
m	m	sum	aɪ	aɪ	lie
m̩	m	keep'em	ɔɪ	ɔɪ	boy
n	n	sun	o	əʊ	note
n̩	n	cousin	aʊ	aʊ	now
ŋ	ŋ	sung	ɪr	ɪə	real
w	w	wet	ɛr	eə	hair
l	l	let	ʊr	ʊə	sure
l̩	l	little	ʊə	ʊə	actual
r	r	red	jə	iə	peculiar
j	j	yet			

adj. (adjective)
adv. (adverb)
interj. (interjection)
n. (noun)
prep. (preposition)
v. (verb)

形容词
 副词
 感叹词
 名词
 介词
 动词

/' 表示主重音。

/,/ 表示次重音。

本书采用K.K.音标，所标示的是美式发音。

教材简介

总体介绍和难度分布

《乐聆英语听力》专门为低起点的英语学习者设计，旨在帮助初学者提高听力水平，熟悉日常社交场景中的对话，具备日常英语交流能力。

全套书分基础篇、巩固篇和提高篇。各册的难度分布如下：

- 基础篇：针对英语初学者，词汇量在1000词左右。适合初中学生和同等英语水平的成人使用；
- 巩固篇：针对英语中级偏下水平的学习者，词汇量在1800词左右。适合高中学生和同等英语水平的成人使用；
- 提高篇：针对英语中级水平的学习者，词汇量在2500词左右。适合高中以上英语水平的成人使用。

编写理念

影响听力的主要障碍包括词汇、语感和文化背景知识。因此，熟悉各个社交场景中的对话，掌握所涉及的词汇和文化背景知识，了解英语口语的语音语调，是排除听力障碍，快速提高听力水平的必经之路。《乐聆英语听力》就是依据这一理念编写而成的。

编写特点

- 语言材料丰富：涉及各类日常社交场景，每个场景设计多个对话；
- 语言风格诙谐：对话中的人物语言富于个性，使听力训练变得趣味横生；
- 兼顾课堂自学：听力训练过程中穿插文化点滴和语言点滴，为学生即时答疑解惑；
- 突出重点难点：对于英语听力中常见的语音障碍进行重点讲解和练习；
- 及时评估回顾：针对各课内容，设计每课一测；书后词汇表方便复习和查询。

教材组成

本套书包括学生用书和教师用书，配有CD和录音带，以满足学习者的不同需求。

课时安排

每个级别包括16个单元，每个单元安排2学时，每册书的课时安排为32到40学时。教师可以根据实

际课时安排进行调整。教师用书提供了一些可供选择的活 动，教师可以适当增加内容，延长课时。另外，每册书中的各个单元可以根据需要灵活调整顺序和删减内容。

我们希望《乐聆英语听力》能帮助您在提高英语听力方面跨出重要的一步，更重要的是，能让您感受到融入英语世界的乐趣。

外语教学与研究出版社

2006年3月

Contents 目录

Scope and Sequence	内容安排	4
Introduction to the Student	致学生	6
Introduction to the Teacher	致教师	7
1 Born Lucky	天生幸运	8
2 Around the World	世界各地	12
3 Happy Birthday	生日快乐	16
4 How Are You Feeling?	你感觉如何?	20
Review 1	复习 1	24
5 At the Mall	在购物中心	26
6 At the Movies	看电影	30
7 Dining Out	外出就餐	34
8 What Are You Wearing?	你穿什么衣服?	38
Review 2	复习 2	42
9 Traffic Jam	交通堵塞	44
10 On the Weekend	在周末	48
11 Room Service	客房服务	52
12 Getting Away	外出度假	56
Review 3	复习 3	60
13 The Ceiling Is Leaking!	屋顶在漏水!	62
14 Stay in Touch	保持联系	66
15 Call Me on My Cell	给我打手机	70
16 Job Fair	招聘会	74
Review 4	复习 4	78
Tapescripts	录音文本	80
Vocabulary and Common Expressions	词汇与常用表达法	119

Scope and Sequence 内容安排

Unit	Topic	Skills
1 Born Lucky 天生幸运	Describing personalities and personality traits Talking about your friends	Identifying characteristics and habits Identifying an opinion Distinguishing between different sentence intonations
2 Around the World 世界各地	Learning about countries, languages, and nationalities	Identifying names of countries, languages, and nationalities Distinguishing the stressed syllable in a word
3 Happy Birthday 生日快乐	Celebrating birthdays dates, invitations, gifts	Identifying invitations Identifying an opinion Distinguishing ordinal and cardinal numbers
4 How Are You Feeling? 你感觉如何?	Talking about health problems and remedies	Identifying health problems Distinguishing the number of syllables in a word
Review 1 复习 1		
5 At the Mall 在购物中心	Spending time at the mall	Identifying types of stores Identifying direction and location Distinguishing the pronunciation of regular past tense verbs
6 At the Movies 看电影	Talking about movies	Identifying different features of movies Identifying likes and dislikes Distinguishing stressed words in sentences
7 Dining Out 外出就餐	Eating at restaurants; Describing different food	Identifying preferences Identifying location Identifying time Distinguishing between different ways of expressing amounts of money
8 What Are You Wearing? 你穿什么衣服?	Describing clothes	Identifying clothes Identifying opinion and advice Distinguishing between /s/, /z/, and /ɪz/ in plural nouns

Unit	Topic	Skills
Review 2 复习 2		
9 Traffic Jam 交通堵塞	Transportation	Identifying comparisons Identifying cause and effect Distinguishing between the sounds /i/ and /i/
10 On the Weekend 在周末	Talking about weekend local activities	Identifying activities around town Identifying sequence and places Distinguishing between the sounds of <i>she's</i> and <i>he's</i>
11 Room Service 客房服务	Staying at hotels, checking-in, hotel services	Identifying places and services in a hotel Distinguishing between singular and plural nouns
12 Getting Away 外出度假	Activities that can be done away from home: sightseeing, water sports, group tours Website addresses	Identifying holiday activities Identifying Web addresses Distinguishing between contracted 's and plural -s
Review 3 复习 3		
13 The Ceiling Is Leaking! 屋顶在漏水!	Discussing apartment problems, rental costs	Identifying problems Distinguishing between ordinal and cardinal numbers
14 Stay in Touch 保持联系	Communication electronics: fax, cells, pagers, laptops, e-mail	Identifying ways of communicating Identifying preferences Distinguishing between <i>can</i> and <i>can't</i>
15 Call Me on My Cell 给我打手机	Cellphone technology, text messaging	Identifying numbers and messages Identifying location Distinguishing between sounds for affirming and negating
16 Job Fair 招聘会	Occupations, earnings, length of service	Identifying likes and dislikes Identifying periods of time Distinguishing confirmation and uncertainty through intonation
Review 4 复习 4		

Introduction to the Student 致学生

This series will help you become more confident about the listening you do both inside and outside the classroom.

With these books you will:

- learn to listen appropriately ,
- learn to understand correctly ,
- learn to make more sense of what you hear.

You will hear a variety of sources such as conversations, messages, radio broadcasts, and other forms of real English, and you will learn to listen both for detail and for the general meaning.

As students you want to feel confident in real-life situations when you are speaking English. Through this series you will hear what real English speakers say in everyday situations, such as meeting strangers or planning a celebration, and learn to understand the words they use.

This series prepares you to react appropriately to the people you meet by helping you to make sense of the meaning behind the words they use. You will learn about the influences of a speaker's mood, location, and background on the language she or he uses.

You will gain confidence in listening and responding to everyday situations in English. You'll be able to react to the personalities of the people you meet, understand the words they use, and make sense of what you hear.

Introduction to the Teacher 致教师

This three-book listening series helps make every minute of the classroom experience as rich as the real world. The topics, the activities, the personalities, the beliefs, and the accents reflect the variety in the world around us. In the series, students meet different people, discuss different things, have different attitudes, and have different reactions.


To make the listening experience as authentic as possible, the series presents listening challenges from a variety of sources: dialogs, recorded messages, monologues, radio broadcasts, reviews, public service announcements, and weather announcements.

In these books students tackle real-world tasks that prepare them for the kind of listening they will do outside the classroom: listening for different purposes, making inferences, personalizing the experience, and making assumptions and predictions.

Students need to be actively involved in the process of learning to listen and listening to learn, because this makes learning much more effective. This is achieved by asking them to listen for a purpose, read the clues about speakers' mood, intention and background, and making students aware of the process they use in their own native language to make linguistic input comprehensible.

Students wish to react and express themselves appropriately in real-life situations. For that reason, all three books show how people react and cope in everyday situations – and they do so in a way that shows their personality, character, and attitude. By listening to, observing, and judging people in these contexts, students will learn that they too are able to express their personality when they speak English – a major step in becoming proficient in English.

1 Born Lucky 天生幸运



1 What's going on?

Look at the picture and complete the chart.

表示中国属相时，可以说 I was born under the sign of ...，后面可以接不同的属相名词。中国有12个属相（或生肖），本单元只涉及6个，另外6个在复习单元中可以查询到。

语言点滴

Person	Born	Sign	Character
Charles			creative, romantic
Sandra			intelligent, practical
Tom			wants to be successful, generous
Mark	1982		a true friend, not selfish
Dale		Monkey	friendly, loves to talk
Lee Ann			positive, fun

2 What's your character?

Listen and number the Chinese signs.

- a. Pig c. Sheep e. Monkey
 b. Rooster d. Rat f. Dog

有人认为属相与性格有联系，不同属相的人具有不同性格特征，这是没有什么科学根据的。本单元涉及内容仅供语言练习，不代表任何立场。

文化点滴

3 What's your sign?

Listen and circle the correct Chinese sign. Then listen again and write the year of birth.

1. Rat / Pig
2. Sheep / Pig
3. Rat / Sheep
4. Dog / Monkey

Year of birth: _____

Year of birth: _____

Year of birth: _____

Year of birth: _____

● 属相可以用于表示一个人的身份，例如：Lee Ann's a Pig. 或者 Pigs are positive., 这里的动物名词仅仅指人的属相。

● You wish. 是一种讽刺回答，表示对方的愿望是不可能实现的。

语言点滴

4 Do you think I'm smart?

Listen and number the pictures. Then listen again and match the speaker's trait with the picture.


a.



c.



b.



d.



Generous

Romantic

Intelligent

Funny

5 Train your ear

When we ask questions, we don't always use words such as *when, what, who, do, did*. Sometimes we use intonation to change a statement to a question.

A statement has falling intonation: *Mary was born in 1982.*
A question has rising intonation: *Mary was born in 1982?*

Listen and put a question mark (?) or a period (.) at the end of each sentence.

1. Mark's a Sheep ____
2. Dale's a Monkey ____
3. Hiro is honest and generous ____
4. She's generous ____
5. Sandra was born in 1984 ____
6. He's friendly and romantic ____

6 Opposites attract

Listen and write if the people are the same (S) or different (D). Then listen again and write the missing word.

1.
2.
3.
4.
5.
6.

- a. Well, I'm _____ .
- b. And I like to be with _____ .
- c. You're too _____ .
- d. Give me my _____ back.
- e. You make me _____ .
- f. We're just _____ .
- g. I think things will turn out _____ .
- h. I'm _____ , but not stupid.
- i. Try to be more _____ .
- j. They don't _____ you.
- k. I'm not interested in _____ at all.
- l. I'm not _____ .

lazy
generous
badly
people
outgoing
laugh
quiet
know
money
alike
positive
success

- Just like two peas in a pod. 表示两个人十分相似。
- push yourself 意为“你要额外付出努力”。

7 Test yourself

Listen and circle the answer that matches the picture.

1. (A) (B) (C)



2. (A) (B) (C)



Listen and circle the best response.

3. (A) (B) (C)

4. (A) (B) (C)

Listen to the conversation and to the question that follows.
Circle the best answer.

5. (A) Dog.
(B) Sheep.
(C) Pig.

6. (A) They're both positive.
(B) They're both opposites.
(C) They're both alike.

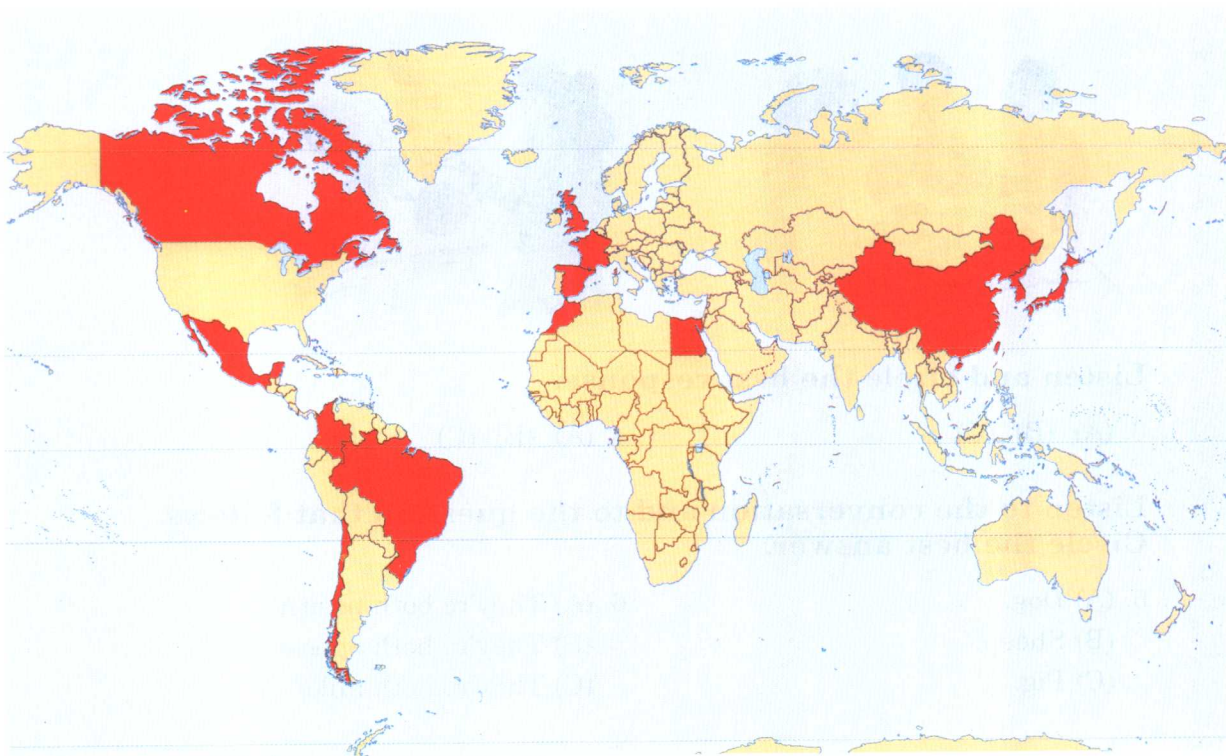
8 Your turn

Write your personal information. Then ask two people for their information.
Are you the same or different? Use: *When were you born? What are three of your characteristics? What are three of your friend's characteristics?*

	You	Person 1	Person 2
Date of birth			
Characteristics	1	1	1
	2	2	2
	3	3	3
Friends' characteristics	1	1	1
	2	2	2
	3	3	3

2

Around the World 世界各地



1 What's going on?

Put the number of the country on the map. Then write the correct nationality next to each country.

- | | |
|--------------------------|-----------------------------|
| 1. Mexico <u>Mexican</u> | 8. China _____ |
| 2. Chile _____ | 9. Japan _____ |
| 3. England _____ | 10. Republic of Korea _____ |
| 4. France _____ | 11. Morocco _____ |
| 5. Spain _____ | 12. Egypt _____ |
| 6. Colombia _____ | 13. Canada _____ |
| 7. Brazil _____ | |

有些语言和国籍名称相同，例如：Chinese, Japanese, French 等等，而有些则不同，例如：来自摩洛哥 (Morocco) 的人称为 Moroccan，但他们的语言是 Arabic 和 French。很多国家讲多种语言，但通常只有一到两种官方语言 (official language)。

文化点滴

2 Which country?

Listen and circle the correct country.

1. Morocco / Portugal
2. Brazil / Mexico
3. China / Republic of Korea
4. Brazil / Portugal
5. Egypt / Morocco

国籍名称通常在国家名称后加-an, -ish或-ese, 例如: Mexico—Mexican, Spain—Spanish, Japan—Japanese.

语言点滴

3 Where are you from?

Listen and circle the correct country in columns 1 and 2. Then listen again and in column 3 circle the language they speak.

	From ...	Now lives in ...	Speaks ...
1.	Spain / Colombia	Spain / Colombia	Spanish / Portuguese / Arabic
2.	Portugal / France	Portugal / France	Spanish / French / Portuguese
3.	Morocco / Japan	Morocco / Japan	Arabic / French / Japanese
4.	China / England	China / England	Korean / Japanese / Chinese

4 Where did you go?

Listen twice and check (✓) the countries or areas that each person visited in each conversation.

1. A. France. B. Morocco. C. Spain.
2. A. China. B. Korea. C. Japan.
3. A. France. B. England. C. Spain.
4. A. China. B. Korea. C. Japan.