

NATIONAL  
GEOGRAPHIC

Windows on Literacy™

国家地理  
学生英语主题阅读训练丛书



# My Balloon Ride

热气球之旅

[美] Gare Thompson 等著



北京大学出版社  
PEKING UNIVERSITY PRESS

# 致读者

《国家地理学生英语主题阅读训练丛书》是我们继《国家地理英语阅读与写作训练丛书》(共14种)之后推出的又一套美国英语阅读教材系列,旨在进一步为我国的中学生及同等英语水平学习者提供既有美国原版教材精髓,又充分体现我国新课标英语教学理念的新型英语学习读本。全套丛书共有2 000余幅活泼自然、优美迷人的精彩图片,佐以简洁生动、深浅有度的文字,引导学生借图读文、借文识图;图文相辅的阅读材料不仅使学生的英语学习变得更轻松有趣,同时,图文并重,也十分契合我国高考中的看图作文命题的新趋势。

《国家地理学生英语主题阅读训练丛书》共18册,涵盖9个主题,72个话题,涉及数学、科学与社会研究三个学科领域。根据我国中学生英语学习和高考写作的要求,我们在为学生提供全英文阅读素材的基础上,继续沿袭《国家地理英语阅读与写作训练丛书》所采用的词汇分级注释原则,将注释的词汇分为“记忆词汇”、“阅读进阶词汇”和“阅读参考词汇”三类。考虑到音标对单词记忆的重要作用,培养学生的朗读与口语能力,我们对所有注释词汇都加注最新版国际音标。此外,我们在每本书中增加了相应的“Reading Objectives”(阅读目标)及“Review Activities”(活动空间),以配合教师的课堂教学,并帮助学生进行英语阅读理解的自我检测。

《国家地理学生英语主题阅读训练丛书》提供的英语原味图文阅读,十分有利于中学生扩大知识面,拓展文化视野,而且,也能有效帮助学生实实在在地提高英语能力,达到“知”与“学”的统一。我们衷心希望,本套丛书的出版不仅能使我国的中学生在轻松的阅读中掌握丰富的知识和有效的英语学习方法,同时,也能为提高学生的人文情结、科学视野、社会关怀以及全球性思维等综合素质略尽绵薄之力。

编者



NATIONAL  
GEOGRAPHIC

Windows on Literacy™

国家地理  
学生英语主题阅读训练丛书

# My Balloon Ride

## 热气球之旅

[美] Gare Thompson Andrew Einspruch 著  
Pam Rushby Robyn O'Sullivan

《学生双语报》编辑部 注



北京大学出版社  
PEKING UNIVERSITY PRESS

著作权合同登记 图字: 01-2006-2039

图书在版编目(CIP)数据

**My Balloon Ride (热气球之旅)** / (美) 汤普森 (Thompson, G.) 等著; 《学生双语报》编辑部 注.

—北京: 北京大学出版社, 2006.4

(国家地理学生英语主题阅读训练丛书·英语注释版)

ISBN 7-301-10332-8

I. 热… II. ①汤… ②学… III. 英语—阅读教学—中学—课外读物 IV. H31

中国版本图书馆CIP数据核字(2005)第145656号

图片来源(Picture Credits)

Cover: Andrew Chapman Photography bigcheez@vicnet.net.au

**Section 1 Skateboards** 1, 3(t), 5, Getty Images; 3(b), courtesy of World Solar Challenge; 4(r), Australian Picture Library; 11(t), 13(tc), 74(t), Corbis; 10, 12-13(b), 18(l), Iceit.com.au; 6(t), 14-15, 76, photography by Lindsay Edwards; 6(b), 9, Tony Freeman; 4(l), 7(l), 11(c), 18(bl), Getty Images; 7(r), Michael Newman; 8(br), Globe Shoes; 8(tl&tr&bl), Myrleen Ferguson Cate; 16-17, Photoedit; 18(tr), Gary Hardwick. **Section 2 The World Solar Challenge** 19, 20, 22-23, 26, 28, 29, 30, 31, 32, 74(b), 77, courtesy of World Solar Challenge; 21, 24, AAP Image; 23(b), courtesy of Kormilda College; 25, Getty Images. Map by National Geographic Maps. **Section 3 The Wright Brothers** 33, 35, 36-37, 39, 41(t), 42, 45, 49(b), 52, 75(t), Australian Picture Library; 40(b), 43, 78, Photolibrary.com; 34, 38, 40(t), 41(b), 44, 46-47, 48, 49(t), Wright State University's Special Collection and Archives Department. Illustration by Xiangyi Mo. Thanks to Dr. Peter Jakab. **Section 4 My Balloon Ride** 53, 54-55, Getty Images; 56, 57, 58, 59, 61, 65, 66-67, 68-69, 70-71, 73, 75(b), Andrew Chapman Photography bigcheez@vicnet.net.au.

《国家地理学生英语主题阅读训练丛书》(英语注释版)由美国北极星传媒有限公司授权,并与君红阅读(北京)出版咨询有限公司共同策划。

书 名: **My Balloon Ride (热气球之旅)**

著作责任者: [美] Gare Thompson Andrew Einspruch Pam Rushby Robyn O'Sullivan 著  
《学生双语报》编辑部 注

责任编辑: 游冠辉 管雪青

标准书号: ISBN 7-301-10332-8/H·1625

出版发行: 北京大学出版社

地 址: 北京市海淀区成府路205号 100871

网 址: <http://cbs.pku.edu.cn>

电 话: 邮购部 62752015 发行部 62750672 编辑部 62765014

电子信箱: [zbing@pup.pku.edu.cn](mailto:zbing@pup.pku.edu.cn)

设计制作: 北极星-君红阅读·刘秀峰

印刷者: 北京宏伟双华印刷有限公司

经销者: 新华书店

787毫米×1092毫米 16开本 5印张


2006年4月第1版 2006年4月第1次印刷

定 价: 16.80元

未经许可,不得以任何方式复制或抄袭本书之部分或全部内容

版权所有,翻版必究

# Contents



## Skateboards

### Reading Objectives ..... 6

- On a Roll ..... 7
- Surfing the Sidewalk ..... 10
- Skateboard Tricks ..... 14
- Skills and Thrills ..... 18

## The World Solar Challenge

### Reading Objectives ..... 20


- Power From the Sun ..... 24
- The World Solar Challenge ..... 26
- The Next World Solar Challenge ... 32



## The Wright Brothers

### Reading Objectives..... 34

- The Age of Flight ..... 35
- How It All Began ..... 38
- Controlled Flight ..... 41
- Powered Flight ..... 48



## My Balloon Ride

### Reading Objectives..... 54

- The Perfect Day! ..... 55
- Getting Ready ..... 56
- Flying Along ..... 62
- Landing ..... 68
- Festivals and Fun ..... 71

## Review Activities

- Think and Discuss ..... 74
- Multiple-Choice Test ..... 76

### Index ..... 80





## SKATEBOARDS

In this section, you'll learn an array of tricks that skateboarders master.



### 记忆词汇



**balance** /'bæləns/ *n.* 平衡

**basic** /'beɪsɪk/

*n.* 基础, 基础训练

**bone** /bəʊn/ *n.* 骨头

**control** /kən'trəʊl/ *v.* 支配, 控制

**crowded** /'kraʊdɪd/ *adj.* 拥挤的

**equipment** /i'kwɪpmənt/

*n.* 装备, 设备

**likely** /'laɪkli/ *adj.* 很可能的

**pool** /pu:l/ *n.* 水塘, 游泳池

**professional** /prə'feʃənəl/

*adj.* 职业的, 专业的

**protect** /prə'tekt/ *v.* 保护

**stuck** /stʌk/

*v.* (stick 的过去分词) 粘, 贴

**trick** /trɪk/ *n.* 把戏, 特技

**weight** /weɪt/ *n.* 重量, 体重

**wheel** /wi:l/ *n.* 轮, 车轮



# Skateboards

By Andrew Einspruch



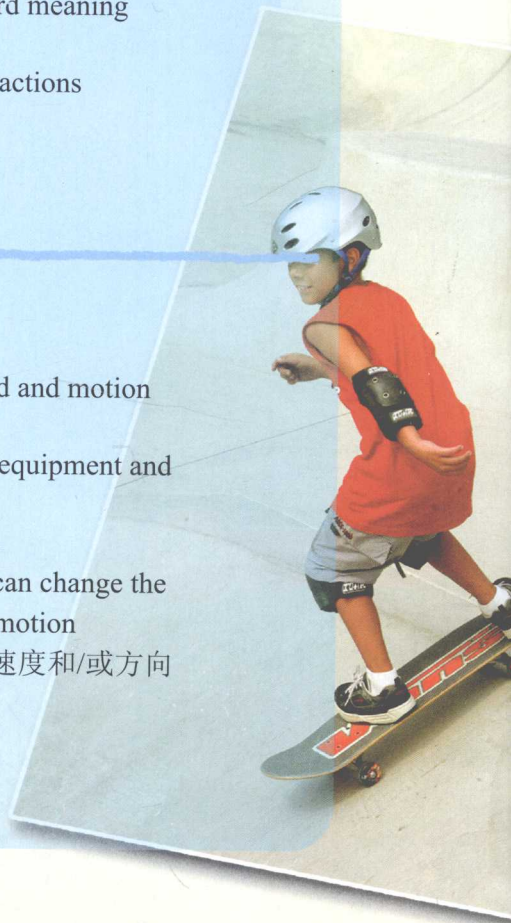
## Reading Objectives 阅读目标

### Word Attack and Vocabulary Skills 词汇攻略

- Using context clues to understand word meaning  
利用上下文线索来理解词义
- Using apostrophes: Possessives, contractions  
缩字符的用法：表示所有格和省略
- Decoding compound words  
解析复合词

### Content and Thinking Skills 阅读与思考训练

- Understanding factors that affect speed and motion  
了解影响速度和运动的因素
- Recognizing the importance of safety equipment and safety guidelines  
认识安全装备和正确指导的重要性
- Understanding that changes in forces can change the speed and/or direction of an object in motion  
了解力的变化可以改变运动物体的速度和/或方向







# On a Roll

Ready? **Helmet** secure? **Pads** on?  
Off you go, **whizzing** along the  
sidewalk or a **ramp** faster than you  
could run. If you know what you're  
doing, you might jump a **curb** or do  
a **trick**. People love skateboarding  
because it's fun!

## 阅读进阶词汇

**helmet** /'helmit/ *n.* 头盔

**pad** /pæd/  
*n.* 衬垫, 缓冲物

**secure** /sə'kjʊr/  
*adj.* 安全的, 牢固的

## 阅读参考词汇

**curb** /kɜ:rb/  
*n.* (人行道的) 边

**ramp** /ræmp/ *n.* 坡道

**whiz** /wɪz/ *v.* 嗖嗖作声




## Safety First

It is **likely** you will fall off your **skateboard**. You might fall off many times while you learn. That's why you must **protect** your body. This means always wearing safety **equipment**, including a helmet that fits, knee pads, and **elbow** pads. Some riders also wear skate shoes and wrist guards.

阅读进阶词汇

elbow /'elbou/ *n.* 肘  
skateboard /'skertbɔ:rd/  
*n.* 滑板; 滑板运动



Elbow pads 护肘



Wrist guards 护腕



Helmet 头盔



Skate shoe 滑板鞋



Your skateboard must be **in good shape**. If it breaks while you are skating, you can get hurt. Taking care of your skateboard is a lot easier than fixing a broken **bone**.

阅读进阶词汇

**in good shape**

状态良好；完整无损

▼ Remember to wait your turn at the skate park.

## Skate Safe

### On the Sidewalk

- Don't skate where it's **crowded**.
- Watch for people on foot.
- Watch for cars when you cross driveways or streets.

### At the Skate Park

- Watch for other skateboarders.
- Wait your turn.





# Surfing the Sidewalk

Imagine that your favourite thing is riding a **surfboard** on the ocean's waves. The problem is, you can't surf every day. Sometimes, the weather is bad or there are no good waves to catch.

阅读进阶词汇

**attach** /ə'tætʃ/

v. 固定

**surfboard** /'sɜ:rfbɔ:rd/

n. 冲浪板

阅读参考词汇

**presto** /'prestəu/

adv. 立刻, 转眼之间

In the late 1950s, surfers in California, in the United States of America, faced exactly this problem. They came up with the idea of surfing the sidewalks. Surfers took the wheels from roller skates and **attached** them to boards or wooden boxes. **Presto!** A new sport was born.

▼ Boys surf the sidewalks in 1965.







▲ Skateboards were **all the rage** in the early 1960s.

These first skateboards were made from wood, **nails** and metal **wheels**. They were hard to **control** and **tended** to break. Skateboarders often got hurt because they didn't have safety **gear** back then.

#### 阅读进阶词汇

**gear** /gɪr/ *n.* 设备, 用具  
**nail** /neɪl/ *n.* 钉  
**tend** /tend/ *v.* 有……倾向, 趋向(于)

#### 阅读参考词汇

**all the rage**  
 大流行, 风靡一时

## Skateboard Changes

There have been lots of changes to skateboarding since the 1950s. First, **clay** wheels replaced metal wheels. Skateboard **trucks** were also improved. Trucks hold the wheels on the board. They help the board turn.

Then, **urethane**, or plastic, wheels replaced clay wheels in the 1970s.

Urethane **gripped** the road better, making skateboards safer to ride. These changes also made sidewalk rides much smoother.

The way people rode skateboards also changed. They started skating in empty **pools** and on ramps.

Skateboarders also started doing more **complicated** tricks.

The size and shape ►  
of skateboards have  
changed over the years.

### 阅读进阶词汇

**clay** /kleɪ/  
*adj.* 泥质的; 陶质的  
**complicated**  
/'kɑ:mplikeɪtɪd/  
*adj.* 复杂的  
**grip** /ɡrɪp/ *v.* 抓牢

### 阅读参考词汇

**truck** /trʌk/  
*n.* 车架; 转向架  
**urethane** /'juəriθeɪn/  
*adj.* 氨基甲酸乙酯







◀ Urethane wheels made riding skateboards smoother in the 1970s.

Skaters try some moves ▶  
“bowl” in 1977.





# Skateboard Tricks

Doing tricks is fun, but **basics** always come first. Start slowly. Work on pushing the skateboard with one foot and then getting your foot back on the board. Once you can keep your **balance** going at a slow speed, try going a little faster.

## 阅读进阶词汇

**lean** /li:n/ v. 倾斜  
**swing** /swɪŋ/  
v. 摆动, 摇摆

## 阅读参考词汇

**nose** /nouz/  
n. 前缘, 头部

## The Tic Tac


The “tic tac” is where you move the **nose**, or front of your skateboard, left and right while you ride. To do the tic tac, **lean** your body so that most of your **weight** is on the tail, or back, of your board. This lifts the board’s nose in the air. Now, use your back foot to **swing** the nose left and right.

1





2



3

