

经全国中小学教材审定委员会
2003 年审查通过

义务教育课程标准实验教科书


英语

四年级 下册

(供小学三年级起始用)

Primary School English

STUDENTS' BOOK



湖南少年儿童出版社

义务教育课程标准实验教科书

英语

四年级 下册

(供小学三年级起始用)

Primary School English

湖南少年儿童出版社 合作编写
文达出版(香港)有限公司



湖南少年儿童出版社



Dino

Dongdong




Tim



Mingming

Peter

Lingling



Anne

My name

My class

My school

给学生的话



同学们,欢迎你们来到英语学习的新课堂。在今后的时间里,你们将在老师的指导下,和课本中的 Tim、Peter、Lingling、Mingming、Anne、Dongdong 等许多小朋友在一起,当然,还有可爱的小恐龙 Dino,逐步学会听懂简单的英语;学会和老师、同学,还有外国朋友用英语说话,告诉他们关于你们的许多事情,了解外国小朋友生活和学习的状况;我们还能读到许多生动、有趣的故事,学会唱一些英语歌曲和歌谣。渐渐地,你们就能用英语做很多事情了。

为了帮助大家学好英语,我们在各单元中设计了以下几个部分:

首先是 **Let's listen and say**。这部分是一单元中最重要的基础部分,课文中的小朋友们在用英语互相交流。同学们要认真听,认真看,理解他们在干什么,说些什么,然后努力去学着说。

然后是 **Let's learn**。这部分给出了一些新单词、词组和短句等。老师会帮助大家学会说这些词,并用刚学过的句子进行练习,进一步巩固。

接着是 **Let's act (practise)**。这部分设计了一些课堂活动。同学们可以按照课文中的范例,运用前面学到的表达方法进行交流,进一步巩固和提高用英语听、说、做、玩、演的技能。

紧跟着是 **Let's read**。同学们在这部分会读到发生在 Tim 和他的好朋友小恐龙 Dino 身上的许多生动、有趣的小故事。一开始故事很短,也很简单;随着你们学会的东西越来越多,故事也就越来越长。慢慢地,你们就能用英语阅读了。

再下面是 **Let's listen, read and write**。这部分重点是让同学们通过反复听读练习,学会拼写英语单词。英语与我们的汉语在发音、书写上都有许多不同,掌握发音规律、学会拼读单词对英语学习大有好处。这当中还有许多绕口令,可以帮助同学们感受并掌握英语说话的正确语调、节奏等,从而学会讲一口自然、流畅的英语。在这部分的最后还有书写练习。写好英文有利于我们将来与世界的交流,当然很重要。刚开始学写英文,你们会觉得有些麻烦,但同学们不要着急,只要照着课文里面的示范,一步步从写字母到写句子进行练习就行了。

最后,我们还专门设计了 **Let's have fun**。在这里,同学们可以结合本单元的内容,唱一唱,说一说,玩一玩,做一做,动动脑筋,使英语学习成为一件快乐的事。

要想学好英语,一定要有兴趣和信心,心中多想“I can do it”! 希望同学们在老师的指导下,大胆尝试,互相帮助,逐渐学会用英语听、说、做、玩、唱、演,掌握一些基本英语知识,为将来更好地学习英语打下良好的基础。

同学们,快来跟我们一起进入英语学习的新天地吧! 你们一定会成功的!

你们的大朋友:小学《英语》教材编写组

Contents



1	Where's my new cap?	1
2	Can you write in English?	5
3	Are you making a kite?	9
4	Peter is writing.	13
5	What's Anne doing?	17
6	Where are you going?	21
<i>Assessment I</i>		25
7	Peter is happy today.	27
8	Spring is warm and nice.	31
9	I come from China.	35
10	How much is the apple?	39
11	I have a puppet.	43
12	Do you have a ticket?	47
<i>Assessment II</i>		51
13	I like my toy soldier.	53
14	Do you have any money?	55
Word List 1		57
Word List 2		59
Months of the Year/Days of the Week		63
Countries and Their People		64

1

Where's my new cap?



A Let's listen and say



1

Where's my blue shirt, Mummy?

It is in the cupboard.

2

Where are my brown shoes, Mummy?

They are under your chair.

3

Where's my new coat, Mummy?


Your new coat is on the bed.

4

Where's my new cap, Mummy?

Your new cap is on your head!

B Let's learn



behind



a pair of shoes



a cupboard



glasses



a new cap

C Let's act



1



Where are my glasses?



They are on your head.

2




Where is your cap?



It's in your hand, behind you.


D Let's read



E Let's listen, read and write



all as in...



Read the sentence.

It's a small, small, stall after all.



Let's write.

a pair of shoes *a pair of shoes* *a pair of shoes*
a pair of shoes

F Let's have fun



Come and See My Family

$1=E\frac{2}{4}$

1. 3 | 5. 1 | 7. 3 | 5 - |
 Come and see my fa- mi- ly,

6 5 4 | 3 4 5 | 4 - | 4 - |
 un- der the old ap- ple tree!

5 4 1 | 5 4 | 4 3 2 | 3 - |
 This is my fa- ther. How do you do?

5 4 6 | 4 5 4 3 2 3 | 1 - | 1 - ||
 Sit down and have a cup of tea with me!

**A** Let's listen and say

B Let's learn



Jimmy can climb.



He can read.



She can write.



It can fly. It can't swim.

C Let's act



Work in pairs. Take turns to ask questions and do the actions.

1

Can you jump?

No, I can't.

2

Can you hop, Jane?


Yes, I can.

climb read jump write

eat hop

clap add


D Let's read




E Let's listen, read and write



oo as in...



swimming **pool**



zoo



broom

Read the sentence.

The boy on the moon eats with a spoon.



Let's write.

write in English write in English write in English

write in English

F Let's have fun



Rhyme and act.

I can jump, jump, jump,
Like a kangaroo,
With a bump, bump, bump.
Can you do it too?

I can fly, fly, fly,
Like a kite,
With a long, long, line.
Can you do it too?



**A** Let's listen and say

1

Are you making a pie, Mum?

No, I'm not. I'm baking a cake.

2

Are you making a kite, Peter?

Yes, I am.

3

Are you making a boat, Anne?

Yes, I am.

4

What are you making, Mingming?

He's making a mess!


B Let's learn



playing the piano



baking a cake



making a kite




a pie



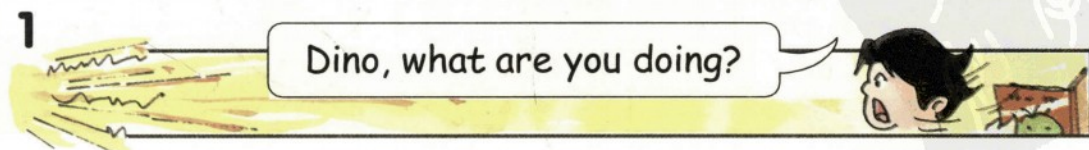
a mess

C Let's act



D Let's read

Dino is playing the piano. Tim cannot do his homework.





Let's listen, read and write



ay as in...



Read the sentences.

Rain, rain, go away.
We would like to play today.
Come again another day!


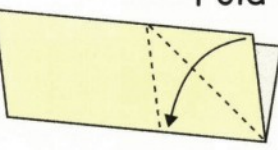
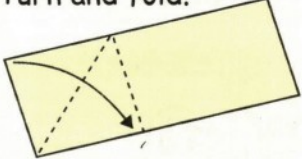
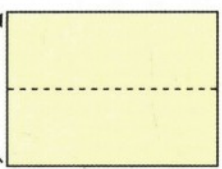
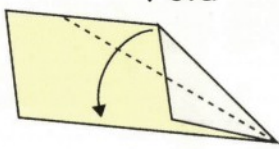
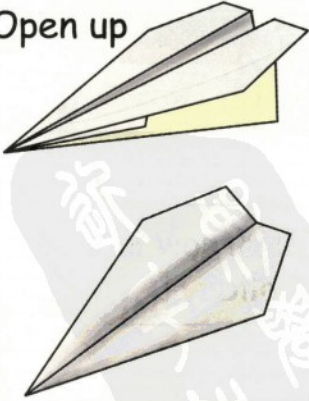


Let's write.

making a kite making a kite making a kite

making a kite

F Let's have fun

<p>1</p> <p>Let's make a paper aeroplane.</p> 	<p>3 Fold</p> 	<p>6 Turn and fold.</p>  <p>Follow steps 3, 4 and 5.</p>
<p>2</p> 	<p>4 Fold</p> 	<p>7 Open up</p> 

Now, let's fly it high.