

WRITER'S CHOICE

GRAMMAR AND COMPOSITION



736 Cranberry Lane
Uniontown, Ohio 22222

Dear Ryan,

I am having a great time on vacation. We went to a really neat amusement park area. My little brother wouldn't get on the coasters were supposed to be the highest I rode it four times! Once I sat in the front. Cool!

Tomorrow we're going to the beach. I hope it doesn't rain. We might rent a boogie board or a jet ski. My parents aren't sure that they are safe, but I'll follow all the safety rules and will always hope we can go.

How's the team? Does it look like we'll win the play offs? I hope so. They were fun to play against. Is Shelby doing at first base? Do you know if he is still out? We really need to win the games this week.

Well, I'll see you next week.

TT09EZ
ADMIT ONE
TT09EZ

WRITER'S CHOICE

GRAMMAR AND COMPOSITION



736 Cranberry Lane
Uniontown, Ohio 22222

Dear Ryan,

I am having a great time on vacation. We went to a really neat amusement park area. My little brother wouldn't get on the roller coaster. I rode it four times! Since I sat in the front, it was really cool!

Tomorrow we're going to the beach. I hope it doesn't rain. We might rent a boogie board or a jet ski. My parents aren't sure that they are safe, but we promised to follow all the safety rules and will always be with a lifeguard. I hope we can go.

How's the team? Does it look like we're going to make the playoffs? I hope so. They were fun last year. When are you going back in time for the game against the Bears? Is Shelby doing at first base? Sofjan's broken a leg. Is he still out? We really need him at first base. Well, I'll see you next Friday. Good luck with the games this week.

Your Friend
Eric




Student Advisory Board



Rose Vales



Socorro Ayala



John Moore



Chip Mulaney



April Andry



Magaly Fernandez



Matt Cassel



Kaeng Yang

WRITER'S CHOICE

GRAMMAR AND COMPOSITION



Pierre-Auguste Renoir, *The Reading*, 1892

Consulting Author for Composition
Jacqueline Jones Royster

Grammar Specialist
Mark Lester

Visual-Verbal Learning Specialists
Ligature, Inc.

GLENCoe

McGraw-Hill

New York, New York Columbus, Ohio Woodland Hills, California Peoria, Illinois

Cover, Co Rentmeester/
The Image Bank, (inset)
Aaron Haupt.

Copyright ©1996 by
Glencoe/McGraw-Hill. All
rights reserved. Except as
permitted under the United
States Copyright Act, no
part of this publication may
be reproduced or distributed
in any form or by any
means, or stored in a data
base or retrieval system,
without the prior written
permission of the publisher.

Printed in the United States
of America.

Send all inquiries to:
Glencoe/McGraw-Hill
936 Eastwind Drive
Westerville, Ohio
43081

ISBN 0-02-635872-7
(Student Edition)
ISBN 0-02-635873-5
(Teacher's Wraparound
Edition)

9 10 11 071/046 00 99

Consulting Author for Composition

Jacqueline Jones Royster is Associate Professor of English and Director of the University Writing Center at The Ohio State University. She is also on the faculty at the Bread Loaf School of English, Middlebury, Vermont. Dr. Royster's professional interests, besides improving the teaching of writing, include literacy studies and black feminist literature.

As Consulting Author, Dr. Royster guided the development of focused, modular lessons to engage middle school students in the writing process. She contributed to the articulation of the contents and objectives across all three levels, 6–8. Dr. Royster also prepared extensive critiques of lessons and features from initial outlines through all stages of development. In addition, Dr. Royster advised on elements of the accompanying teaching material, with special attention to assessment.

Grammar Specialist

Mark Lester is Professor of English at Eastern Washington University. He formerly served as Chair of the Department of English as a Second Language, University of Hawaii. He is the author of *Grammar in the Classroom* (Macmillan, 1990) and of numerous professional books and articles.

As Grammar Specialist, Dr. Lester reviewed student's edition material from Part 2: Grammar, Usage, and Mechanics and contributed extensively to the *Teacher's Wraparound Edition* for Part 2.

Composition Advisers

Philip M. Anderson is Associate Professor in the Department of Secondary Education and Youth Services at Queens College, City University of New York, where he is also Director of the English Education program.

Beverly Ann Chin is Professor of English at the University of Montana, where she is Director of Freshman Composition and Co-director of English Teacher Education. She is also Director of the Montana Writing Project and is active in NCTE, serving as President-Elect (1995–1996) and President (1996–1997).

Charleen Silva Delfino is District English Coordinator for the East Side Union High School District in San Jose, California. She is also Director of the Writing Project at San Jose University.

The advisers helped develop the tables of contents and determine pacing, emphasis, and activities appropriate for middle school students. They reviewed and commented on the manuscript for complete units.

Acknowledgments

Grateful acknowledgment is given authors, publishers, photographers, museums, and agents for permission to reprint the following copyrighted material. Every effort has been made to determine copyright owners. In case of omissions, the Publisher will make acknowledgments in future editions.

Continued on page 569

Humanities Consultant

Ronne Hartfield is Executive Director of Museum Education at the Art Institute of Chicago. Dr. Hartfield consults widely and is a nationally known expert in the areas of urban arts and multicultural education.

As Humanities Consultant, Dr. Hartfield suggested and critiqued works of fine art and folk art, pointing out esthetic matters (mentioned in the *Teacher's Wraparound Edition*) and suggesting activities for engaging the student's attention.

Visual-Verbal Learning Specialists

Ligature, Inc., is an educational research and development company with offices in Chicago and Boston. Ligature is committed to developing educational materials that bring visual-verbal learning to the tradition of the written word.

As visual-verbal and curriculum specialists, Ligature collaborated on conceiving and implementing the pedagogy of *Writer's Choice*.

Educational Reviewers

The reviewers read and commented upon manuscripts during the writing process. They also critiqued early drafts of graphic organizers and page layouts.

Toni Elaine Allison
Meridian Middle School
Meridian, Idaho

Amy Burton
Sterling Middle School
Fairfax, Virginia

Mary Ann Evans-Patrick
University of Wisconsin, Oshkosh
Oshkosh, Wisconsin

Marie Hammerle
Oak Creek Elementary School
Cornville, Arizona

Randy Hanson
Mapplewood Middle School
Menasha, Wisconsin

Geraldine Jackson
Mountain Gap Middle School
Huntsville, Alabama

Jeanne Kruger
Blair Middle School
Norfolk, Virginia

Diana McNeil
Pillans Middle School
Mobile, Alabama

Linda Miller
Lake Travis Middle School
Austin, Texas

Nadine Mouser
St. Thomas More School
Houston, Texas

Roslyn Newman
Woodland Middle School
East Meadow, New York

Evelyn Niles
Boys and Girls High School
Brooklyn, New York

Janet E. Ring
Dundee School District 300
Carpentersville, Illinois

Kathleen Oldfield
Main Street School
Waterloo, New York

Student Advisory Board

The Student Advisory Board was formed in an effort to ensure student involvement in the development of *Writer's Choice*. The editors wish to thank members of the board for their enthusiasm and dedication to the project.

The editors also wish to thank the many student writers whose models appear in this book.

Thanks are also due to *Merlyn's Pen* and *Cricket* for cooperation in providing student models.

Part 1 Composition


UNIT

1

Personal Writing

	Personal Writing in the Real World	
	Case Study: Travel journal	4
Skills and Applications	1.1 Writing as Self-Expression	10
	1.2 Writing with Confidence	14
	1.3 Making Personal Connections	18
Writing About Literature	1.4 <i>Responding to a Poem</i>	22
Personal Writing Project	Writing Process in Action	
	Personal Writing	26
	• Prewriting • Drafting • Revising	
	• Editing • Presenting	
Literature Model	from <i>The Invisible Thread</i> by Yoshiko Uchida . . .	30
Unit 1 Review	Reflecting Writing Across the Curriculum	
	Adding to Your Portfolio	36





UNIT
2

The Writing Process

Skills and Applications

Personal Writing Project

Literature Model

Unit 2 Review

The Writing Process in the Real World

Case Study: Travel guide 38

2.1	Exploring the Writing Process	44
2.2	Prewriting: Finding a Topic	48
2.3	Prewriting: Ordering Ideas	52
2.4	Drafting: Getting It Down on Paper	56
2.5	Revising: Reviewing Your Ideas	60
2.6	Revising: Getting Paragraphs into Shape	64
2.7	Revising: Writing Sentences That Flow	68
2.8	Editing: Checking Details	72
2.9	Presenting: Sharing Your Work	76

Writing Process in Action

The Writing Process 80

- Prewriting • Drafting • Revising
- Editing • Presenting

from *Coast to Coast* by Betsy Byars 84

Reflecting Adding to Your Portfolio

Writing Across the Curriculum 90


Grammar Link

Use correct punctuation at the ends of sentences.

Bernard put chicken and sausage into the gumbo. Is there a meatless version? . . . Those peppers even smell hot!

Write each sentence below, ending it with the correct punctuation mark.

1. Have you read the book *The Lion King*
2. How scary parts of it are
3. The book came out after the mo...



UNIT
3 **Descriptive Writing**

	Descriptive Writing in the Real World	
	Case Study: Science article	92
Skills and Applications	3.1 Painting a Picture with Words	98
	3.2 Observing and Taking Notes	102
	3.3 Focusing on the Details	106
	3.4 Ordering Descriptive Details	110
	3.5 Describing a Place	114
Writing About Literature	3.6 <i>Getting to Know a New Place</i>	118
Descriptive Writing Project	Writing Process in Action	
	Descriptive Writing	122
	• Prewriting • Drafting • Revising	
	• Editing • Presenting	
Literature Model	from <i>Morning Girl</i> by Michael Dorris	126
Unit 3 Review	Reflecting Adding to Your Portfolio	
	Writing Across the Curriculum	132

Grammar Link

Capitalize proper nouns.

The names of specific people and places are proper nouns, which always begin with a capital letter. Note the proper nouns Jenny and Katie Bresee used in their travel brochure on page 120.

Write the sentences below. Then revise them, adding capital letters as necessary.

1. The island of puerto rico is near Florida.
2. The island's capital city is san juan.

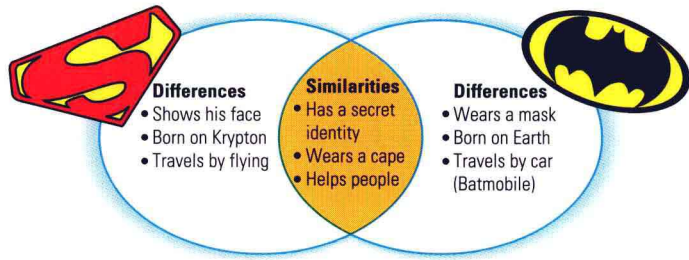
UNIT
4

Narrative Writing



	Narrative Writing in the Real World	
	Case Study: Biography	134
Skills and Applications	4.1 Developing a Real-Life Story	140
	4.2 Keeping a Story on Track	144
	4.3 Writing Dialogue	148
	4.4 Writing About an Event	152
Writing About Literature	4.5 <i>Responding to a Biography</i>	156
Narrative Writing Project	Writing Process in Action	
	Narrative Writing	160
	• Prewriting • Drafting • Revising	
	• Editing • Presenting	
Literature Model	“The Jacket” by Gary Soto	164
Unit 4 Review	Reflecting Adding to Your Portfolio	
	Writing Across the Curriculum	170





UNIT
5

Expository Writing

Skills and Applications

Writing About Literature

Expository Writing Project

Literature Model

Unit 5 Review

Expository Writing in the Real World

Case Study: Newspaper graphic 172

5.1 Writing to Help Others Understand 178

5.2 Comparing and Contrasting
Two Things 182

5.3 Explaining How to Do Something 186

5.4 Writing a Report 190

5.5 *Writing a Book Report* 194

Writing Process in Action

Expository Writing 198

- Prewriting
- Drafting
- Revising
- Editing
- Presenting

from Keepers and Creatures at the National Zoo
by Peggy Thomson 202

Reflecting Adding to Your Portfolio

Writing Across the Curriculum 208

Grammar Link

Use consistent verb tenses when you write.

Notice the verbs in this sentence from the model (all are in the past tense):
Fishing rods were sticking . . . , my bike was hanging . . . , and the roof rack was piled . . .

Rewrite each sentence below to make the verb tenses consistent.

1. Last year my family and I visited Denver, and we see the capitol.
2. At camp I will learn to canoe; it

UNIT
6

Persuasive Writing



Persuasive Writing in the Real World

Case Study: Television program **210**

Skills and Applications

6.1	Taking a Stand	216
6.2	Stating a Position	220
6.3	Using Facts and Opinions	224

Writing About Literature

6.4	Writing a TV Review	228
-----	---------------------	-----

Persuasive Writing Project

Writing Process in Action		
Persuasive Writing		232
• Prewriting	• Drafting	• Revising
• Editing	• Presenting	

Literature Model

"Thanking the Birds" by Joseph Bruchac	236
--	-----

Unit 6 Review

Reflecting	Adding to Your Portfolio	
Writing Across the Curriculum		240



UNIT
7

Troubleshooter

241

7.1	Sentence Fragment	242
7.2	Run-on Sentence	244
7.3	Lack of Subject-Verb Agreement	246
7.4	Incorrect Verb Tense or Form	248
7.5	Incorrect Use of Pronouns	250
7.6	Incorrect Use of Adjectives	252
7.7	Incorrect Use of Commas	254
7.8	Incorrect Use of Apostrophes	256
7.9	Incorrect Capitalization	258

PROBLEM 3
Fragment that lacks both a subject and a predicate
frag
frag

Miriam left work late. With her friend.
 The store closed. At two o'clock.

SOLUTION

Miriam left work late with her friend.
 The store closed at two o'clock.
 Combine the fragment with another sentence.



If you need more help avoiding sentence fragments, see Lesson 8.2, page 264.

Part 2 Grammar, Usage, and Mechanics

UNIT 8

Subjects, Predicates, and Sentences

	261
8.1	Kinds of Sentences 262
8.2	Sentences and Sentence Fragments 264
8.3	Subjects and Predicates 266
8.4	Finding Subjects 268
8.5	Compound Subjects and Compound Predicates . . . 270
8.6	Simple and Compound Sentences 272
Grammar Review	274
Writing Application	282



UNIT 9

Nouns

	283
9.1	Common and Proper Nouns 284
9.2	Singular and Plural Nouns 286
9.3	Possessive Nouns 288
Grammar Review	290
Writing Application	296





UNIT
10

Verbs

297

10.1	Action Verbs and Direct Objects	298
10.2	Indirect Objects	300
10.3	Linking Verbs and Predicate Words	302
10.4	Present, Past, and Future Tenses	304
10.5	Main Verbs and Helping Verbs	306
10.6	Present and Past Progressive Forms	308
10.7	Perfect Tenses	310
10.8	Irregular Verbs	312
10.9	More Irregular Verbs	314
	Grammar Review	316
	Writing Application	324



UNIT
11

Pronouns

325

11.1	Personal Pronouns	326
11.2	Using Pronouns Correctly	328
11.3	Pronouns and Antecedents	330
11.4	Possessive Pronouns	332
11.5	Indefinite Pronouns	334
	Grammar Review	336
	Writing Application	342



UNIT
12

Adjectives

343



12.1	Adjectives and Proper Adjectives	344
12.2	Articles and Demonstratives	346
12.3	Adjectives That Compare	348
12.4	Special Adjectives That Compare	350
	Grammar Review	352
	Writing Application	358

UNIT
13

Adverbs

359

13.1	Adverbs Modifying Verbs	360
13.2	Adverbs Modifying Adjectives and Adverbs	362
13.3	Adverbs That Compare	364
13.4	Telling Adjectives and Adverbs Apart	366
13.5	Avoiding Double Negatives	368
	Grammar Review	370
	Writing Application	378



UNIT
14
**Prepositions, Conjunctions,
and Interjections**

379

14.1	Prepositions	380
14.2	Prepositional Phrases	382
14.3	Pronouns After Prepositions	384
14.4	Prepositional Phrases as Adjectives and Adverbs	386
14.5	Telling Prepositions and Adverbs Apart	388
14.6	Conjunctions	390
14.7	Interjections	392
	Grammar Review	394
	Writing Application	402

UNIT
15
Subject-Verb Agreement

403

15.1	Making Subjects and Verbs Agree	404
15.2	Problems with Locating the Subject	406
15.3	Agreement with Compound Subjects	408
	Grammar Review	410
	Writing Application	418

