

Prentice Hall WRITING and GRAMMAR

Communication in Action


Ruby Level

Featuring:
iText
Interactive text online and on CD-ROM




Prentice Hall **WRITING and GRAMMAR** *Communication in Action*

Ruby Level



Ruby Level



Upper Saddle River, New Jersey
Needham, Massachusetts

WRITING and GRAMMAR

Communication in Action

Copper
Bronze
Silver
Gold
Platinum
Ruby
Diamond

Copyright © 2004 by Pearson Education, Inc., publishing as Pearson Prentice Hall, Upper Saddle River, New Jersey 07458. All rights reserved. Printed in the United States of America. This publication is protected by copyright, and permission should be obtained from the publisher prior to any prohibited reproduction, storage in a retrieval system, or transmission in any form or by any means, electronic, mechanical, photocopying, recording, or likewise. For information regarding permission(s), write to: Rights and Permissions Department.

Pearson Prentice Hall™ is a trademark of Pearson Education, Inc.

Pearson® is a registered trademark of Pearson plc.

Prentice Hall® is a registered trademark of Pearson Education, Inc.



ISBN 0-13-116635-2

7 8 9 10 09 08 07 06

Use Text Writing and Grammar, the interactive textbook!

Includes every
grammar exercise
in this book!

- instant feedback on interactive grammar exercises
- interactive writing tools and writing tutorials
- access to the *Prentice Hall Online Essay Scorer*

iText is also available on CD-ROM.

Go on-line to get instant help on the Writing and Grammar Web site!

- additional grammar practice opportunities
- scoring rubrics with scored student models for different modes of writing


Here's how to use the Writing and Grammar Web site:

Look for these Web Codes in your book:

efg-1101
efg-1102

Here's how to use Web Codes:

1. Go on-line. Enter URL: PHSchool.com
2. If you want instant feedback on interactive grammar exercises, enter Web Code: [efg-1102](#)
Choose the appropriate chapter from the menu that appears.
3. If you want to review writing rubrics and scored student models, enter Web Code: [efg-1101](#)
Choose the appropriate chapter from the menu that appears.



Program Authors

The program authors guided the direction and philosophy of *Prentice Hall Writing and Grammar: Communication in Action*. Working with the development team, they contributed to the pedagogical integrity of the program and to its relevance to today's teachers and students.




Joyce Armstrong Carroll

In her forty-year career, Joyce Armstrong Carroll, Ed.D., has taught on every grade level from primary to graduate school. In the past twenty years, she has trained teachers in the teaching of writing. A nationally known consultant, she has served as president of TCTE and on NCTE's Commission on Composition. More than fifty of her articles have appeared in journals such as *Curriculum Review*, *English Journal*, *Media & Methods*, *Southwest Philosophical Studies*, *Ohio English Journal*, *English in Texas*, and the *Florida English Journal*. With Edward E. Wilson, Dr. Carroll co-authored *Acts of Teaching: How to Teach Writing* and co-edited *Poetry After Lunch: Poems to Read Aloud*. Beyond her direct involvement with the writing pedagogy presented in this series, Dr. Carroll guided the development of the Hands-on Grammar feature. She co-directs the New Jersey Writing Project in Texas.

Edward E. Wilson

A former editor of *English in Texas*, Edward E. Wilson has served as a high-school English teacher and a writing consultant in school districts nationwide. Wilson has served on the Texas Teacher Professional Practices Commission and on NCTE's Commission on Composition. With Dr. Carroll, he co-wrote *Acts of Teaching: How to Teach Writing* and co-edited the award-winning *Poetry After Lunch: Poems to Read Aloud*. In addition to his direct involvement with the writing pedagogy presented in this series, Wilson provided inspiration for the Spotlight on Humanities feature. Wilson's poetry appears in Paul Janeczko's anthology *The Music of What Happens*. Wilson co-directs the New Jersey Writing Project in Texas.



Gary Forlini

Gary Forlini, a nationally known education consultant, developed the grammar, usage, and mechanics instruction and exercises in this series. After teaching in the Pelham, New York, schools for many years, he established Research in Media, an educational research agency that provides information for product developers, school staff developers, media companies, and arts organizations, as well as private-sector corporations and foundations. Mr. Forlini was co-author of the *S.A.T. Home Study* program and has written numerous industry reports on elementary, secondary, and post-secondary education markets.



National Advisory Panel

The teachers and administrators serving on the National Advisory Panel provided ongoing input into the development of *Prentice Hall Writing and Grammar: Communication in Action*. Their valuable insights ensure that the perspectives of teachers and students throughout the country are represented within the instruction in this series.

Dr. Pauline Bigby-Jenkins

Coordinator for Secondary English
Language Arts
Ann Arbor Public Schools
Ann Arbor, Michigan

Lee Bromberger

English Department Chairperson
Mukwonago High School
Mukwonago, Wisconsin

Mary Chapman

Teacher of English
Free State High School
Lawrence, Kansas

Jim Deatherage

Language Arts Department
Chairperson
Richland High School
Richland, Washington

Luis Dovalina

Teacher of English
La Joya High School
La Joya, Texas

JoAnn Giardino

Teacher of English
Centennial High School
Columbus, Ohio

Susan Goldberg

Teacher of English
Westlake Middle School
Thornwood, New York

Jean Hicks

Director, Louisville Writing Project
University of Louisville
Louisville, Kentucky

Karen Hurley

Teacher of Language Arts
Perry Meridian Middle School
Indianapolis, Indiana

Karen Lopez

Teacher of English
Hart High School
Newhall, California

Marianne Minshall

Teacher of Reading and Language Arts
Westmore Middle School
Columbus, Ohio

Nancy Monroe

English Department Chairperson
Bolton High School
Alexandria, Louisiana

Ken Spurlock

Assistant Principal
Boone County High School
Florence, Kentucky

Cynthia Katz Tyroff

Staff Development Specialist
and Teacher of English
Northside Independent School District
San Antonio, Texas

Holly Ward

Teacher of Language Arts
Campbell Middle School
Daytona Beach, Florida

Grammar Review Team

The following teachers reviewed the grammar instruction in this series to ensure accuracy, clarity, and pedagogy.

Kathy Hamilton
Paul Hertzog
Daren Hoisington
Beverly Ladd

Karen Lopez
Dianna Louise Lund
Sean O'Brien

CONTENTS IN BRIEF

Chapters

1–16

Part 1: Writing 1

Chapter	1 The Writer in You	2
	2 A Walk Through the Writing Process	12
	3 Sentences, Paragraphs, and Compositions: Structure and Style .	28
	4 Narration: Autobiographical Writing	48
	5 Narration: Short Story	72
	6 Description	96
	7 Persuasion: Persuasive Essay . .	118
	8 Persuasion: Advertisement	146
	9 Exposition: Comparison-and-Contrast Essay .	166
	10 Exposition: Cause-and-Effect Essay	194
	11 Exposition: Problem-and-Solution Essay	218
	12 Research: Documented Essay . . .	242
	13 Research: Research Paper	266
	14 Response to Literature	298
	15 Writing for Assessment	326
	16 Workplace Writing	344



Chapters
17–27

Part 2: Grammar, Usage, and Mechanics 360

Chapter 17	The Parts of Speech	362
18	Basic Sentence Parts	404
19	Phrases and Clauses	432
20	Effective Sentences	476
21	Verb Usage	518
22	Pronoun Usage	560
23	Agreement	582
24	Using Modifiers	618
25	Miscellaneous Problems in Usage .	640
26	Capitalization	668
27	Punctuation	690


Chapters
28–32

Part 3: Academic and Workplace Skills 784

Chapter 28	Speaking, Listening, Viewing, and Representing	786
29	Vocabulary and Spelling	808
30	Reading Skills	832
31	Study, Reference, and Test-Taking Skills	854
32	Workplace Skills and Competencies	880

Resources

Citing Sources and Preparing Manuscript	894
Penmanship Reference	894
Internet Research Handbook	901
Commonly Overused Words	906
Commonly Misspelled Words	908
Abbreviations Guide	910
Proofreading Symbols Reference	914
Student Publications	915
Glossary	916
Index	924



CONTENTS

PART 1: WRITING

Chapter

1

The Writer in You 2

Writing in Everyday Life	2
Why Write?	3
Developing Your Writing Life	3
What Are the Qualities of Good Writing?	7
Reflecting on Your Writing	7

Chapter

2

A Walk Through the Writing Process 12

2.1 What Is Prewriting?	14
2.2 What Is Drafting?	18
2.3 What Is Revising?	19
2.4 What Are Editing and Proofreading?	22
2.5 What Are Publishing and Presenting?	23

Chapter

3

Sentences, Paragraphs, and Compositions Structure and Style 28

3.1 Sentence Combining	29
Controlling Your Sentences	29
Inserting Words and Phrases	29
Using Compound Elements	30
Forming Compound Sentences	31
Using Subordination	32
3.2 Writing Effective Paragraphs	33
Main Idea and Topic Sentence	33
Writing a Topic Sentence	34
Writing Supporting Sentences	35
Placing Your Topic Sentence	36
3.3 Paragraphs in Essays and Other Compositions	37
Unity and Coherence	37
The Parts of a Composition	39
Types of Paragraphs	40
3.4 Writing Style	42
Developing Style	42
Formal and Informal English	43

INTEGRATED SKILLS

- **Spotlight on the Humanities**
Analyzing How Meaning Is Communicated Through the Arts 8
- **Media and Technology Skills**
Using a Variety of Technologies
Activity: Introduction to Technology 9
- **Standardized Test Preparation Workshop**
Responding to Writing Prompts on Standardized Tests 10

INTEGRATED SKILLS

- **Spotlight on the Humanities**
Examining Ideas Represented in Various Cultures
Focus on Myth: *Orpheus* . . 24
- **Media and Technology Skills**
Using Technology for Writing
Activity: Building an Electronic Portfolio 25
- **Standardized Test Preparation Workshop**
Using the Writing Process to Respond to Test Prompts . . 26

INTEGRATED SKILLS

- **Spotlight on the Humanities**
Exploring Cultural History Through the Arts
Focus on Art: Native American Sculpture 44
- **Media and Technology Skills**
Analyzing the Role of Technology
Activity: Keep a Media Log . 45
- **Standardized Test Preparation Workshop**
Revising and Editing 46

Narration

Autobiographical Writing 48

4.1 Model From Literature	
“My American Beginning” by Bette Bao Lord	50
4.2 Prewriting	
Choosing Your Topic	52
Personal Experience Timeline	52
Photographs and Memories	52
Observation Notebook	52
Topic Bank	53
Narrowing Your Topic	54
Isolate an Episode	54
Considering Your Audience and Purpose	55
Gathering Details	55
Freewrite to Gather Details	55
4.3 Drafting	
Shaping Your Writing	56
Begin With a Compelling Lead	56
Organize to Develop Pacing	56
Providing Elaboration	57
Add Details by Exploding a Moment	57
4.4 Revising	
Revising Your Overall Structure	58
Revision Strategy: Evaluating Your Conclusion	58
Revising Your Paragraphs	59
Revision Strategy: Adding Dialogue	59
Revising Your Sentences	60
Revision Strategy: Bracketing Sentence Beginnings	60
Revising Your Word Choice	62
Revision Strategy: Using a Thesaurus	62
Peer Review	62
Process Share	62
4.5 Editing and Proofreading	
Focusing on Your Spelling	63
4.6 Publishing and Presenting	
Building Your Portfolio	64
Reflecting on Your Writing	64
✓ Rubric for Self-Assessment	64
Connected Assignment: Firsthand Biography	67



Student Work IN PROGRESS

Featured Work:

“Train Tracks”
by Lauren Mizock
Whitney Young Magnet School
Chicago, Illinois

Using an Observation Notebook	52
Isolating an Episode	54
Exploding a Moment	57
Adding Dialogue	59
Evaluating Sentence Beginnings	60
Final Draft	65

INTEGRATED SKILLS

- **Grammar in Your Writing**
Using the Three Cases of Personal Pronouns 61
Avoiding Usage Errors With *It's* and *Its* 63
- **Spotlight on the Humanities**
Deconstructing Media to Get the Main Idea of the Message
Focus on Photography:
Man Ray 68
- **Media and Technology Skills**
Using Video to Convey Ideas
Activity: Video Slide Show . 69
- **Standardized Test Preparation Workshop**
Responding to Narrative Writing Prompts 70

Narration

Short Story 72

5.1 Model From Literature

"Crossing Spider Creek" by Dan O'Brien 74

5.2 Prewriting

Choosing Your Topic 76

Blueprint 76

Song List 76

Character Sound Off 76

Topic Bank 77

Narrowing Your Topic 78

CASPAR 78

Considering Your Audience and Purpose 78

Gathering Details 79

Identify the Conflict 79

Picture Your Setting 79

Interview Your Character 79

5.3 Drafting

Shaping Your Writing 80

Review the Elements of Plot 80

Providing Elaboration 81

Show, Don't Tell 81

5.4 Revising

Revising Your Overall Structure 82

Revision Strategy: Using Snapshots 82

Revising Your Paragraphs 83

Revision Strategy: Adding Dialogue to Reveal

Your Characters 83

Revising Your Sentences 84

Revision Strategy: Listing Sentence Starters 84

Revising Your Word Choice 84

Revision Strategy: Circling Action Verbs 84

Peer Review 85

Group Feedback 85

5.5 Editing and Proofreading

Focusing on Punctuation 86

5.6 Publishing and Presenting

Building Your Portfolio 87

Reflecting on Your Writing 87

☒ **Rubric for Self-Assessment** 87

Connected Assignment: Drama 91



Student Work IN PROGRESS

Featured Work:

"Too Much Information"

by Ben Spoer

Santa Monica High School
Santa Monica, California

Creating a Character

Sound Off 76

Gathering Details Through
Character Interviews 79

Using a Plot Diagram to Build
Momentum in a Plot 80

Using Snapshots to Grab the
Reader's Attention 82

Using a Word List to Vary
Sentence Beginnings 84

Final Draft 88

INTEGRATED SKILLS

► Grammar in Your Writing

Action vs. Linking Verbs ... 85

Punctuating Dialogue

Correctly 86

► Spotlight on the Humanities

Analyzing a Composer's

Influence on Art and
Popular Culture

Focus on Music: Leitmotif . 92

► Media and Technology Skills

Analyzing Media Content

Activity: Review Plot in a
Television Drama 93

► Standardized Test

Preparation Workshop

Responding to Questions

About Short Stories 94

Description 96

6.1 Model From Literaturefrom *Through the Ivory Gate* by Rita Dove 98**6.2 Prewriting****Choosing Your Topic** 100

Blueprint 100

Magazine Review 100

Personal Experience Timeline 100

Topic Bank 101

Narrowing Your Topic 102

Use Categorizing to Narrow a Topic 102

Considering Your Audience and Purpose 102

Identify Your Audience 102

Clarify Your Purpose 102

Gathering Details 103

Use Cubing to Gather Details 103

6.3 Drafting**Shaping Your Writing** 104

Plan an Organization 104

Providing Elaboration 104

Use the SEE Technique to Add Details 104

6.4 Revising**Revising Your Overall Structure** 105

Revision Strategy: Evaluating Your Frame 105

Revising Your Paragraphs 106

Revision Strategy: Color-Coding

to Evaluate Paragraph Unity 106

Revising Your Sentences 107

Revision Strategy: Combining Short Sentences 107

Revising Your Word Choice 108


Revision Strategy: Circling Vague Words 108

Peer Review 108

Analytic Talk 108

6.5 Editing and Proofreading**Focusing on Complete Sentences** 109**6.6 Publishing and Presenting****Building Your Portfolio** 110**Reflecting on Your Writing** 110

✓ Rubric for Self-Assessment 110

Connected Assignment: Poem 113

Student Work IN PROGRESS

Featured Work:

"An Autumn Memory"

by Cheryl Boudreau

Boone County High School

Florence, Kentucky

Creating a Personal
Experience Timeline 100

Cubing to Gather Details. 103

Adding Details With the
SEE Technique. 104Checking Paragraph
Unity 106

Replacing Vague Words . . 108

Final Draft. 111

INTEGRATED SKILLS

▶ **Grammar in Your Writing**

Combining Sentences. . . . 107

Avoiding Fragments 109

▶ **Spotlight on the Humanities**Analyzing How Meaning Is
Communicated in the Arts

Focus on Photography:

Edward Steichen 114

▶ **Media and Technology Skills**Examining Media's Power to
Construct a Perception of
RealityActivity: Evaluate Images in
Magazines 115▶ **Standardized Test
Preparation Workshop**Analyzing Strategy,
Organization, and Style . . 116

Persuasion

Persuasive Essay 118

7.1 Model From Literature

The Balancing Act: Testimony Before the Senate Subcommittee on Labor, Health, and Human Services and Education

Committee on Appropriations, September 28, 1999

by Michael J. Fox 120

7.2 Prewriting

Choosing Your Topic 124

“News” Notebook 124

Round-Table Discussion 124

Topic Bank 125

Narrowing Your Topic 126

Use Looping to Narrow a Topic 126

Considering Your Audience and Purpose 127

Analyze Your Audience 127

Gathering Evidence 128

Get Information on Both Sides of the Issue 128

7.3 Drafting

Shaping Your Writing 129

Develop a Thesis Statement 129

Organize to Emphasize the Strongest Support 129

Providing Elaboration 130

Consider a Variety of Points for Illumination 130

7.4 Revising

Revising Your Overall Structure 131

Revision Strategy: Adding Information
to Build Interest. 131

Revising Your Paragraphs 132

Revision Strategy: Looking for Logic 132

Revising Your Sentences 133

Revision Strategy: Color-Coding to Check Connections 133

Revising Your Word Choice 134

Revision Strategy: Using a Thesaurus 134

Peer Review 135

Analytic Flags 135

7.5 Editing and Proofreading

Focusing on Commas 136

7.6 Publishing and Presenting

Building Your Portfolio 137

Reflecting on Your Writing 137

✓ **Rubric for Self-Assessment** 137

Connected Assignment: Editorial 140



Student Work IN PROGRESS

Featured Work:

“Life in the Fast Lane Just
Got Faster”

by Joseph Dangelmaier
Archbishop Ryan High School
Philadelphia, Pennsylvania

Collaborating in a Round-
Table Discussion 124

Looping 126

Organizing an Essay
Diagram. 129

Adding Information to
Build Interest. 131

Using Analytic Flags
for Peer Review. 135

Final Draft. 138

INTEGRATED SKILLS

► Grammar in Your Writing

Adverb Clauses 133

Serial Commas 136

► Spotlight on the Humanities

Analyzing Cultures
Represented in the Arts

Focus on Theater:
The Kabuki Tradition. 142

► Media and Technology Skills

Analyzing Persuasive Messages

Activity: Keep a Product-
Placement Log. 143

► Standardized Test

Preparation Workshop

Responding to Persuasive

Writing Prompts. 144

Persuasion

Advertisement 146

8.1 Model From Literature

Wemedia.com 148

8.2 Prewriting

Choosing Your Topic 149

Product Survey 149

Twenty-four Hour List 149

Topic Bank 149

Narrowing Your Topic 150

Use Cubing to Narrow a Topic 150

Considering Your Audience and Purpose 151

Identify the Target Audience 151

Gathering Details 152

Build a Parts-of-Speech Word Web 152

Identify the Features to Promote 152

8.3 Drafting

Shaping Your Writing 153

Create a Slogan 153

Providing Elaboration 153

Use a Pentad to Identify Key Points 153

8.4 Revising

Revising Your Overall Structure 154

Revision Strategy: Color-Coding to Improve Layout 154

Revising Your Paragraphs and Sentences 155

Revision Strategy: Identifying Sentence Types

to Create Parallelism 155

Revising Your Word Choice 156

Revision Strategy: Underlining Nouns

to Assess Adjectives 156

Peer Review 156

Focus Groups 156

8.5 Editing and Proofreading

Focusing on Spelling 157

8.6 Publishing and Presenting

Building Your Portfolio 158

Reflecting on Your Writing 158

✓ **Rubric for Self-Assessment** 158

Connected Assignment: Ad Campaign 160



Student Work IN PROGRESS

Featured Work:

“The International Language
Training Center”

by Catherine Johns
Bel Air High School
El Paso, Texas

Cubing to Narrow a Topic 150

Using a Pentad 153

Improving Layout Through
Color-Coding 154

Adding Modifiers to Strengthen
Audience Appeal 156

Final Draft 159

INTEGRATED SKILLS

► Grammar in Your Writing

Conventions for Providing
Practical Information 157

► Spotlight on the Humanities

Examining Historical Context
in the Arts

Focus on Opera:

Porgy and Bess 162

► Media and Technology Skills

Using Video Technology to
Extend Meaning

Activity: Creating a Video

Advertisement 163

► Standardized Test

Preparation Workshop

Analyzing Persuasive

Texts 164

Exposition: Comparison- and-Contrast Essay 166

9.1 Model From Literature

"In the Dark" by Stephen Kuusisto 168

9.2 Prewriting

Choosing Your Topic 172

Categories 172

Magazine Review 172

Topic Bank 173

Narrowing Your Topic 174

Looping to Narrow a Topic 174

Considering Your Audience and Purpose 175

Identify Your Audience 175

Focus Your Purpose 175

Gathering Details 176

Identify Points of Comparison and Contrast 176

9.3 Drafting

Shaping Your Writing 177

Organize to Show Comparison and Contrast 177

Providing Elaboration 178

Use the SEE Method 178

9.4 Revising

Revising Your Overall Structure 179

Revision Strategy: Bracketing Sentences

That Address Your Purpose 179

Revising Your Paragraphs 180

Revision Strategy: Color-Coding

to Evaluate Transitions 180

Revising Your Sentences 181

Revision Strategy: Identifying the Verb Tense

of Each Paragraph 181

Revising Your Word Choice 183

Revision Strategy: Charting Opposites 183

Peer Review 184

Ask Reviewers to Offer Suggestions 184

9.5 Editing and Proofreading

Focusing on Sentences 185

9.6 Publishing and Presenting

Building Your Portfolio 186

Reflecting on Your Writing 186

☒ **Rubric for Self-Assessment** 186

Connected Assignment: Consumer Report 189



Student Work IN PROGRESS

Featured Work:

"The Real Deal With Mexican Food" by Vanessa Serna
Bel Air High School
El Paso, Texas

Reviewing Magazines
to Spark Ideas 172

Looping 174

Gathering Details Using
a Chart 176

Bracketing Sentences That
Address Your Purpose . . . 179

Evaluating Transitions . . 180

Charting to Stress
Opposites 183

Asking Reviewers to
Respond to Questions . . . 184

Final Draft 187

INTEGRATED SKILLS

► Grammar in Your Writing

Six Tenses of Verbs 182

Comma Splices 185

► Spotlight on the Humanities

Engaging in Critical Listening

Focus on Music:

Charles Ives 190

► Media and Technology Skills

Comparing Media Coverage

Activity: Track the Stories . 191

► Standardized Test

Preparation Workshop

Responding to Expository

Writing Prompts 192

Exposition

Cause-and-Effect Essay 194

10.1 Model From Literature

“Healthy Aging” by Marlene Cimonis 196

10.2 Prewriting

Choosing Your Topic 198

News Analysis 198

Discussion Group 198

Roster of Memorable Events 198

Topic Bank 199

Narrowing Your Topic 200

Pinpoint to Narrow Your Topic 200

Considering Your Audience and Purpose 200

Identify an Audience. 200

Clarify a Purpose 200

Gathering Details 201

Use a Cause-and-Effect Organizer 201

10.3 Drafting

Shaping Your Writing 202

Choose an Organization 202

Providing Elaboration 203

Prove the Connection 203

10.4 Revising

Revising Your Overall Structure 204

Revision Strategy: Circling Unfamiliar Terms 204

Revising Your Paragraphs 205

Revision Strategy: Color-Coding

to Identify Transitions 205

Revising Your Sentences 206

Revision Strategy: Tracking Sentence Length 206

Revising Your Word Choice 207

Revision Strategy: Color-Coding Empty

and Vague Words 207

Peer Review 207

Pointing. 207

10.5 Editing and Proofreading

Focusing on Sentence Clarity 208

10.6 Publishing and Presenting

Building Your Portfolio 209

Reflecting on Your Writing 209

☒ **Rubric for Self-Assessment** 209

Connected Assignment: Documentary 213



Student Work IN PROGRESS

Featured Work:

“Notes From the Footlights”
by Hilary Odom
Athens High School
Athens, Texas

Listing Memorable Events
to Find a Topic 198

Completing an Organizer
to Gather Details 201

Organizing According
to Order of Importance 202

Defining Unfamiliar
Terms 204

Identifying Empty
and Vague Words 207

Final Draft 210

INTEGRATED SKILLS

► Grammar in Your Writing

Using Gerunds to Combine
Sentences 206

Placement of Adverbs 208

► Spotlight on the Humanities

Examining How Meaning Is
Communicated Through
Elements of Design and Texture

Focus on Art:
Georges Seurat 214

► Media and Technology Skills

Recognizing Visual and Sound
Techniques in the Media

Activity: Identify Special
Effects on the TV News 215

► Standardized Test

Preparation Workshop

Responding to Cause-and-
Effect Writing Prompts 216

Exposition

Problem-and-Solution Essay . . 218

11.1 Model From Literature

"Pedal Power" by Benoît Lambert 220

11.2 Prewriting

Choosing Your Topic 222

News Journal 222

Blueprint 222

Topic Bank 223

Narrowing Your Topic 224

Use Focus Points 224

Considering Your Audience and Purpose 225

Gathering Details 225

Define the Problem 225

Clarify Your Solution 225

11.3 Drafting

Shaping Your Writing 226

Organize in Paragraph Blocks 226

Providing Elaboration 227

Extend Your Argument by Depth-Charging 227

11.4 Revising

Revising Your Overall Structure 228

Revision Strategy: Using Note Cards to

Reorder Paragraphs 228

Revising Your Paragraphs 229

Revision Strategy: Strengthening Content by

Taking the Opposing View 229

Revising Your Sentences 230

Revision Strategy: Combining Sentences 230

Revising Your Word Choice 231

Revision Strategy: Color-Coding Technical

Language 231

Peer Review 232

Group Feedback 232

11.5 Editing and Proofreading

Focusing on Complete Sentences 233

11.6 Publishing and Presenting

Building Your Portfolio 234

Reflecting on Your Writing 234

☒ **Rubric for Self-Assessment** 234

Connected Assignment: Question-and-Answer Column . . 237



Student Work IN PROGRESS

Featured Work:

"Zap the Zombie Syndrome"

by Jennifer Tufts

Broken Arrow High School

Broken Arrow, Oklahoma

Blueprinting to Choose

a Topic 222

Narrowing a Topic With

Focus Points 224

Using Depth-Charging to

Provide Elaboration 227

Ordering Paragraphs

With Note Cards 228

Highlighting Technical

Words 231

Final Draft 235

INTEGRATED SKILLS

► Grammar in Your Writing

Using Infinitives to Combine

Sentences 230

Avoiding Subordinate Clauses

as Sentence Fragments . . 233

► Spotlight on the Humanities

Analyzing Ideas Represented

in Various Art Forms

Focus on Literature: *The*

Member of the Wedding . . 238

► Media and Technology Skills

Using a Variety of Technologies

to Enhance the Writing Process

Activity: Getting Help

On-line 239

► Standardized Test

Preparation Workshop

Using Problem-and-Solution

Skills to Respond to Writing

Prompts 240