



普通高等教育“十一五”国家级规划教材
教育部推荐使用大学外语类教材



全新版大学英语 New College English

视听阅读

基础 1

Watch, Listen and Read

学生用书

Student's Book

主编 美方 Rob Waring
中方 李霄翔



W 上海外语教育出版社
外教社 SHANGHAI FOREIGN LANGUAGE EDUCATION PRESS
www.sflep.com





普通高等教育“十一五”国家级规划教材

教育部推荐使用大学外语类教材

全新版大学英语 New College English

视听阅读

基础 **1**

Watch, Listen and Read

学生用书

Student's Book

主 编 美方 Rob Waring

中方 李霄翔

本册主编 吴之昕

编 者 鞠 虹 李 璇 李 

图书在版编目 (CIP) 数据

全新版大学英语视听阅读基础 (1) 学生用书 / 李霄翔主编. — 2版.

—上海: 上海外语教育出版社, 2013

(全新版大学英语. 第二版)

ISBN 978-7-5446-3199-0

I. ①全… II. ①李… III. ①英语—听说教学—高等学校—教材

②英语—阅读教学—高等学校—教材 IV. ①H319

中国版本图书馆CIP数据核字 (2013) 第045320号

Copyright © 2009 by Heinle, a part of Cengage Learning.

Original edition published by Cengage Learning. All rights reserved.

本书原版由圣智学习出版公司出版。版权所有, 盗印必究。

Shanghai Foreign Language Education Press is authorized by Cengage Learning to publish and distribute exclusively this adaptation edition. This edition is authorized for sale in the People's Republic of China only (excluding Hong Kong SAR, Macao SAR and Taiwan). Unauthorized export of this edition is a violation of the Copyright Act. No part of this publication may be reproduced or distributed by any means, or stored in a database or retrieval system, without the prior written permission of the publisher.

本书改编版由圣智学习出版公司授权上海外语教育出版社独家出版发行。此版本仅限在中华人民共和国境内 (不包括中国香港、澳门特别行政区及中国台湾) 销售。未经授权的本书出口将被视为违反版权法的行为。未经出版者预先书面许可, 不得以任何方式复制或发行本书的任何部分。

图字: 09-2009-213

Cengage Learning Asia Pte. Ltd.

5 Shenton Way, # 01-01 UIC Building, Singapore 068808

本书封面贴有Cengage Learning防伪标签, 无标签者不得销售。

出版发行: 上海外语教育出版社

(上海外国语大学内) 邮编: 200083

电 话: 021-65425300 (总机)

电子邮箱: bookinfo@slep.com.cn

网 址: <http://www.slep.com.cn> <http://www.slep.com>

责任编辑: 陶 怡

印 刷: 上海先锋印刷厂

开 本: 787×1092 1/16 印张 9.75 字数 265千字

版 次: 2013年3月第2版 2013年3月第1次印刷

印 数: 20 000 册

书 号: ISBN 978-7-5446-3199-0 / H · 1622

定 价: 27.00 元 (附光盘)

本版图书如有印装质量问题, 可向本社调换

《全新版大学英语视听阅读》是一套根据美国国家地理(National Geographic)视听素材改编而成的创新型大学英语教材,由上海外语教育出版社、美国国家地理和圣智学习出版公司(Cengage Learning)联合开发出版。本套教材以教育部颁布的《大学英语课程教学要求》为指导,在教材设计、选材和编写中力求准确把握大学英语教学的性质和目标,努力体现大学英语教学中以听说技能为先导、其他技能跟进的教学指导思想。它所采用的将视听说与阅读技能融为一体的教材设计,旨在探索一条教材编写新路,创新教学模式,从而提高教学的绩效。

《全新版大学英语视听阅读》是为我国普通高校大学生设计和编写的,共6册,每册10个单元。与同类教材相比,它具有以下几个显著的特点:

1. 编写体例创新。它将英语视听说技能培训与阅读技能培训融为一体,力求从编写思想、素材选编、练习设计和版面设计上反映当代外语教育的最新研究成果,兼容并蓄各学术流派所提出的有益的教学理念和原则。针对我国大学英语教学和考核要求,本套教材既体现当前英语教学中融多种技能为一体的整体性教学原则,又在语言技能训练中突出视听说技能,以弥补目前大学生入校前在英语视听说技能训练方面的不足。学习主题和内容的高度关联方便了英语训练中各种技能的有机转换,同时也可借助于与视听说主题一致的阅读素材,既保持视听说素材的真实性和原有风味,又可有效降低视听说素材的难度,起到了积极的协调和辅助作用。本套教材新颖独特的体例设计,为教学方法论的探究提供了方便。在处理视、听、说与读的关系时,既可以视听为导入,以研究项目式的“做中学”和“视听说相连,层层深入”为目标,也可以“读听说相辅,多种技能共同推进”。阅读教学过程可以作为视听说的导入,也可以作为视听说的温习与强化。可以针对不同的学生群体和学习目标灵活安排不同的教学活动。

2. 题材广泛,内容丰富。本套教材针对我国大学生的社会生活经历和知识结构,广泛地选取了具有较强知识性、趣味性和针对性的视听和配套

的文字素材，主题涉及中外文化、天文地理、历史名胜、科技探索、自然生态、风土人情、生活常识、名人轶事等各个层面。题材的趣味性和多样性增强了学习素材的可视、可听和可读性，同时也可以有效地激发学生学习的积极性，有利于学习者借助于本教材这样一个窗口，拓展生活视野，丰富生活经历。

3. 高质量的语言素材，原汁原味的语境呈现。本套教材在选材内涵丰富的基础上，十分注重语言的表述和场景的呈现技巧。鲜活生动的语言加上优美的画面和纯正的语音，将学生带入一个异域的环境，这种身临其境的感觉将会有效地调动学生多种认知感官，促进多种语言认知策略的形成和发展，在感官和心理上有助于充分激发和维系学生的好奇心、求知欲和模仿内驱力，使得教学活动沉浸在一种既有挑战又有享受的氛围中。

4. 良好的梯度，有机的衔接。本套教材采用词汇控制的方法均衡各册内容的难易度，各册教材的中心词（headword）词汇量分别为：基础1：1300；基础2：1600；第1册：1900；第2册：2200；第3册：2600；第4册：3000。每册教材词汇覆盖面按梯度递增，6册教材呈现出合理的梯度和有机的承接与递进。全套教材的语速基本上保持了均衡的速度，这一方面是借鉴了交际教学法的原则，保持了语言的真实性，有利于缩短英语学习与应用之间的距离；另一方面通过词汇控制手段、视频辅助理解和文本阅读等方法，有效降低视听难度，保证了对原汁原味语言的学习、模仿和应用。

5. 多种技能训练层次分明，形式多样。本套教材练习设计体现了不同技能采用不同训练方法、突出技能转换和教学互动的三大原则。练习整体框架参照建构主义的认知原理，由多种手段辅助主题引入，体现“高质量输入为先，吸收消化为重，互动式输出为主”的练习设计指导思想。在理解环节上，遵循由总体理解向细节理解过渡；在练习环节上，体现“控制型向半控制型再向自由式”逐层递进；在信息流的流向上，由视频、音频和文本所提供的信息流向学习者，学习者不再是被动地接受信息，而是通过多种形式的交互活动，既分享教师指导下由教材所提供的信息，又参与信息的反馈、评价与补充和完善活动，充分体现教师主导和学生主体的作用。形式多样的交互式练习旨在将英语语言基础知识学习、语言应用技能训练和影响到交际效能的文化背景知识介绍有机地融合在一起，突出语言的交际语境和实用的功能意念，在强化语言基本功训练的同时，又注重语言交际技能的培养和训练，力求使英语学习做到学用结合，学以致用，学后会用。

6. 每册教材均附有含视听和语音素材的光盘。本套教材的编排图文并茂，图解文意，新颖独特。音视频资料具有很高的专业水准，令人耳目一新，给人以美的享受。视听和语音素材均提供美音和英音两种选择，有效满足不同学习者的学习和训练需求。

需要指出的是，本套教材印刷文本上的词汇拼写和表达以美式英语为准，美音的录音与印刷文本完全一致，但英音是基于英式表达来录制的，所以会出现英音中的某些表达与印刷文本不一致的情况，请注意区别。如：第1册第1单元的 carry-on 在英音中用 hand luggage。

7. 每册教材均配有教师手册。

由于编者的水平有限，本套教材的不足之处在所难免，恳请各位专家、同仁和广大读者多提宝贵意见。

编者


2010年4月于南京

Table of Contents

Unit 1	Birds in Paradise	1
Unit 2	Cambodia Animal Rescue	15
Unit 3	Butler School	31
Unit 4	Living with a Volcano	47
Unit 5	A Real Winner	63
Unit 6	Dangerous Dining	79
Unit 7	Flying Pumpkins!	91
Unit 8	Making a Deal	105
Unit 9	Killer Bees!	117
Unit 10	The Missing Snows of Kilimanjaro	131
Glossary		145

Birds in

PARADISE



This story is set in the Caribbean country of Trinidad and Tobago. It happens on the island of Trinidad.

Trinidad and Tobago is famous for its beautiful birds. One man has made it his life's work to study them. He's trying to photograph all of the 460 types of birds on the island. But there's one special bird that's difficult to find. Will he succeed?



I

The Island of Trinidad. Read the paragraph about the island of Trinidad. Then use the underlined words to complete the sentences.

Trinidad is a tropical island that is famous for its birds and other wildlife. The topography of the area consists of mostly forests and mountains. The atmosphere, or feeling of the island, is very pleasant. It's so beautiful that some people think it's like paradise. One man, Roger Neckles, has made it his life's work to study the beautiful birds of Trinidad. He's an ornithologist.

1. An _____ is a person who studies birds.
2. A _____ is a piece of land with water around it that is in a very hot part of the world.
3. The shape and characteristics of the land in an area is the _____.
4. The _____ is the general feel of an area.
5. Animals and plants that live in natural conditions are called _____.
6. _____ is a perfect place that is often considered to be imaginary or hard to find.

II

Trinidad's Birds. Read the definitions. Then label the picture with the underlined words.

- A beak is the hard, pointed part of a bird's mouth.
- Wings are the flat parts of the body which a bird uses for flying.
- A nest is a home built by animals, especially birds.
- A hummingbird is a very small, brightly colored bird which moves very quickly.





WATCHING

Part 1



I. Watch Part 1. Check (✓) the questions discussed in this part.

- Where does the story take place?
- Who is Roger Neckles?
- Why does Neckles love this place?
- How many different kinds of animals live here?
- How long has Neckles been working here?

II. Watch again. Fill in the blanks with the missing words and expressions.

It's (1) _____ that Neckles really loves the island of Trinidad. He (2) _____ it as being like heaven. He talks about how incredibly beautiful Trinidad is with its many (3) _____ flowers and birds. To him, it (4) _____ paradise. He (5) _____ at about five o'clock in the morning and then (6) _____ the sticks up in the mountains. The (7) _____ and temperature up there are (8) _____. He can breathe (9) _____ oxygen. That is the (10) _____ "day in the office" for him.

III. Oral work. Work with a partner. Answer the following questions orally with the help of the words and expressions from Exercise II.

- How does Neckles like the island of Trinidad?
- How would you describe the typical "day in the office" for Neckles?
- What do you know about Trinidad?

- Neckles won't _____ his opportunity to _____ the birds.
- Neckles has to _____ just the _____.
- Neckles is _____ photograph 460 _____ of birds.



I. Watch Part 3. Answer the following questions.

- Where do hummingbirds build their nests?

- How do hummingbirds build their nests?

- Will hurricanes easily destroy their nests?



Hummingbird's Nest

II. Watch again. Fill in the blanks with the given words and expressions. Change the form where necessary and translate the sentences into Chinese.

study

develop

view

(be) enchanted (with)

blow down

1. Hurricanes will _____ the nests.

→ 飓风会 _____。

2. He _____ the topography of the tropical island.

→ 他对 _____ 着迷。

3. He _____ hummingbird behavior every day.

→ 他每天 _____。

4. People come to _____ some of the world's most attractive and special birds.

→ 人们来此 _____ 鸟类。

5. He _____ a deeper understanding of all the wildlife.

→ _____ 对野生动物的理解。

III. **Oral work.** What are these people doing in the pictures below? Try to use the words and expressions from Exercise II. Give your classmates as much information as you can.



A



B



C

Part 4

00:00	01:12	02:04	03:03
01:12	02:04	03:03	04:19

I. **Watch Part 4.** Circle the correct name of the bird in the picture and then decide whether the following statements are true (T) or false (F).



- A. A Purple Honey Creeper
- B. A Tufted Coquette
- C. A Blue Bird
- D. A Sparrow

1. _____ This kind of bird is very small but not very rare.
2. _____ It is the most festive hummingbird in Trinidad and Tobago.
3. _____ It is the smallest hummingbird in Trinidad and Tobago.
4. _____ It is large in size and very rare.
5. _____ Neckles has been trying to photograph this kind of bird for six months.

II. Watch again. Fill in the blanks with the words and expressions you hear.

1. It's not just any wildlife that _____ the woods _____.
It's the birds.
2. This morning Neckles hopes to _____ a very small and very rare bird
— the Tufted Coquette.
3. Neckles _____ photograph this bird for six weeks. It's been a very
long wait, and now it _____ to one chance.
4. Neckles doesn't mind waiting for _____ to take a photograph.
5. Neckles _____ he could do this for _____. Every
time he _____, he sees something new.

III. Oral work. Answer the following questions orally with the help of the words and expressions from Exercises I and II.

1. Can you give a description of the Tufted Coquette? (size, color, habitat)
2. Why does Neckles get goose bumps? (Cold? Nervous? Happy? Tired?)
3. Do you think Neckles will change his job in the future?



I. Watch the video again. Match Column A with Column B.

Column A

1. Neckles thinks Trinidad is paradise
2. Neckles makes sounds
3. Neckles doesn't mind waiting
4. Neckles is excited
5. Neckles doesn't want to change his job

Column B

- because
- A. he always sees new things.
 - B. his family lives here with him.
 - C. he enjoys being in the forest.
 - D. he wants to frighten wild animals away.
 - E. he wants to see hummingbirds.
 - F. there are many birds and flowers.
 - G. he got a photo of a rare bird.
 - H. he works in an office every day.

II. Oral work. In the video, Roger Neckles carries a backpack in the forest. What do you think is in his backpack? List as many things as you can in five minutes. Be prepared to explain why these things would be in his backpack.

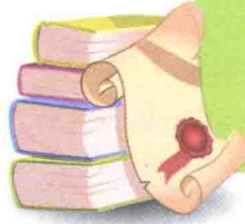


- e.g.,
- camera*
 - notebook*
 - first-aid kit*
 - pen/pencil*
 - raincoat*
 - map*
 - a bottle of water*

III. Project. Form groups of three or four. Each group does research online or in the library the topic How to Become a Bird-Watcher. You can include the instruments bird-watchers need to take, the clothes they should wear and the key points they should write down while watching birds. Fill in the following table and report your findings to the class.

How to Become a Bird-Watcher

Instruments	Clothes	Key Points



Birds in Paradise

1 It's very early in the morning on the tropical island of Trinidad. Colorful tropical birds are flying everywhere and moving around in the trees. They're calling to one another and you can see their beautiful colors among all the different greens of the island. However, they're not the only ones who are awake on this early morning. Ornithologist and photographer Roger Neckles is up and moving too.

2 For the past ten years, Neckles has been living on the island and taking photographs of the island's birds. As he walks along, he makes a sound like a hummingbird. He wants to attract the birds with this "bird call" — and he does! A hummingbird flies so close by that Neckles can hear it! "We just got **buzzed** by a


hummingbird," he says excitedly. "Did you hear that?"

3 As he continues walking around the island, Neckles talks about the beauty around him. It's clear that he really loves the place. He describes it as being like **heaven**. He talks about how incredibly beautiful Trinidad is with its many colorful flowers and birds flying everywhere. Because of this, Neckles feels it's just like paradise. So what does he do every day in this "bird paradise"?

4 Neckles talks about his day as he drives into the mountains. "This is the best time of the day for me," he says, "getting up at

buzz /bʌz/ vt. pass by very quickly

heaven /'hevən/ n. a lovely place where good people go when they die according to some religions



five o'clock in the morning ... **heading off into the sticks** up in the mountains." As he continues, he describes the area itself, "The atmosphere ... the temperature up here ... it's just fantastic! You **breathe pure oxygen!**" He then adds happily, "This is a typical 'day in the office' for me."

5 Neckles works at the Asa Wright Nature Center, which attracts ornithologists and bird lovers from all over the world. People go there especially to view some of the world's most attractive and special birds. However, this isn't easy since the birds move very quickly! Neckles explains that he has to be very fast when he shoots photos, or he'll miss his opportunity. Just as he says this, a beautiful purple bird with black on its wings appears. "Look at that Purple Honeycreeper!" he points out. "Whoa! The color is so **unique**, [it's] a fantastic shade of purple," he adds as he takes a few photos.

6 There are about 460 different types of birds on the island. Neckles is trying to photograph them all, but it takes time. He has to wait for just the right moment.

According to Neckles, "If you are not prepared to wait for the [right photographic] shot, you won't get it."

7 Neckles has studied hummingbird behavior and bird calls for a long time. He also knows most things about their way of life, including where they live. Hummingbirds live in very unusual nests that they build using their beaks and feet. Neckles comments that the birds are very skillful in the way they make their nests. He explains: "They're really strong, they build them on the very edges of branches, and winds come — **hurricanes** will come, and **gale force winds** —and they won't **blow down**."

8 Why has Neckles chosen to study birds in Trinidad and Tobago? He explains: "I came here in 1978, and I was so **enchanted with** the topography of the land here in Trinidad and Tobago that I thought, 'Oh yes! I could do this.'"

9 Through his research, Neckles has developed a deeper understanding not only of the birds, but of all the wildlife of the island

