

新东方
XDF.CN

SPEAKING

雅思口语

新东方雅思考试指定辅导教程——基础培训

新东方教育科技集团雅思研究院 著

浙江教育出版社

H318


4344

SPEAKING

雅思口语

新东方雅思考试指定辅导教程——基础培训

新东方教育科技集团雅思研究院 著



图书在版编目(CIP)数据

雅思口语 / 新东方教育科技集团雅思研究院著. —
杭州: 浙江教育出版社, 2016.2
ISBN 978-7-5536-1710-7

I. ①雅… II. ①新… III. ①IELTS—口语—自学参
考资料 IV. ①H319.9

中国版本图书馆CIP数据核字(2014)第039600号

Acknowledgements

This publication was designed by Madelize Bekker and Dorothy Cleary.
We would also like to thank the following authors for their contributions:

Sarah Balfour
Pauline Newell
Chris Orange
Sheryl Read
Jane Wilson
The Curriculum Factory Team

All rights reserved.

No part of this publication may be reproduced or transmitted in any form or by any means, electronic or mechanical, including photocopying, recording, taping, or any information and retrieval system, without the written permission of the publisher.

Copyright © 2009 by New Oriental

雅思口语

出版发行 浙江教育出版社
(杭州市天目山路40号 邮编: 310013)
著 者 新东方教育科技集团雅思研究院
责任编辑 孔令宇
责任校对 黄英妮
责任印务 温劲风
封面设计 大愚设计
印 刷 北京金工印刷有限公司
开 本 889mm × 1194mm 1/16
印 张 12.75
字 数 299 000
版 次 2016年2月第1版
印 次 2016年2月第1次印刷
标准书号 ISBN 978-7-5536-1710-7
定 价 48.00元
联系电话 0571-85170300-80928
电子邮箱 bj62605588@163.com
网 址 www.zjeph.com

版权所有·侵权必究

如有缺页、倒页、脱页等印装质量问题, 请拨打服务热线: 010-62605166。

Overview

We hope you will enjoy using this book, and that you will learn useful language and skills to help you to pass the IELTS speaking test. This book covers the following points:

Vocabulary and Common Expressions for IELTS speaking topics—*this matches to ‘vocabulary’ in the marking criteria for the IELTS speaking test.*

Each unit in this book has a Vocabulary Bank which includes useful words and expressions for discussing the topic.

Pronunciation Exercises—*this matches to ‘Pronunciation’ in the marking criteria for the IELTS speaking test.*

You will practice:

- Pronouncing individual words
- Linking words together
- Word and sentence stress
- Accurate use of rhythm and intonation for speaking in English

Grammar—*this matches to ‘Grammar’ in the marking criteria for the IELTS speaking test.*

Useful and common grammar that you will need to successfully speak about the topics in the IELTS speaking test.

For example:

- The most common verb tenses and how and where to use them
- Correct grammar structures for describing things, telling stories about your own experience, comparing past and present events, speculating about the future and giving opinions

Structuring answers and linking ideas together—*this matches to ‘Fluency and Coherence’ in the marking criteria for the IELTS speaking test.*

For example:

- Useful and common ways to link ideas in speaking
- Ways to begin and extend and answer
- Practice in building fluency and confidence when discussing common IELTS speaking topics

All three parts of the IELTS speaking test are covered and practised in this book.

Work hard, take every opportunity to practice, enjoy your study and succeed in the IELTS Speaking test!

Good luck!

Dear Student,

Welcome to this New Oriental IELTS preparation course and the Speaking Book in particular.

IELTS, the International English Language Testing System, is one of the world's most popular English language tests for entry into university or higher education where English is the language of communication.

The Speaking Test, although relatively short (11-14 minutes), is often the most nerve-wracking module in IELTS because you are face to face with the examiner. Not only that, but you have to listen, process the examiner's language, and answer the question clearly, using correct grammatical structures and with only a minimum of hesitation.

This book is designed to help you prepare for all these elements of the test in a systematic way. Firstly, you will learn a lot of useful words for dealing with familiar and abstract topics and you will be encouraged to expand your vocabulary. Having a wide range of vocabulary will give you confidence in the test.

You will also find extensive pronunciation exercises to help you with some of the more problematic sounds of English. The grammar exercises have been chosen specifically so that you are able to answer familiar questions using the appropriate tenses and talk about unfamiliar, more abstract issues using the appropriate functions (for example, opinion, comparison, contrast, analysing, speculation).

This book will guide you through the best approaches to all three parts of the IELTS Speaking test using the most typical topics with opportunities for extensive practice and consolidation.

Congratulations on choosing to study IELTS with New Oriental.

Ready? Let's go!

Rod Ellis

第二语言教学之父

“Task Base”教学法创始人

Preface

Dear Student,

Thank you for choosing to study for the IELTS with New Oriental.

This book is the long anticipated result of a close cooperation between New Oriental and international IELTS experts to develop our own IELTS training materials. We believe it offers a different approach, with the following features:

First of all, the language used is likely what you will encounter in a real classroom or work setting while living abroad. The setting of each dialogue is also consistent with how you might encounter English as used by native speakers in their own country.

Also, under the guidance of renowned professor Rod Ellis, our partner international research team has delivered a proven methodology for ensuring the intended acquisition of needed skills for IELTS test takers in speaking, listening, reading and writing.

And most importantly, this book incorporates ten years of IELTS training experience by the very best teachers at New Oriental, and therefore has been customized to suit the needs of Chinese students.

I sincerely hope that together with these materials New Oriental teachers can make your IELTS classroom fruitful and rewarding. Enjoy your learning time with New Oriental!

周成刚

新东方教育科技集团

Contents

Unit 1	Education	2
Unit 2	Food	10
Unit 3	Sport and Exercise	20
Unit 4	Media	28
Unit 5	Relationships	36
Unit 6	Advertising	44
Unit 7	Further Study and Future Plans	52
Unit 8	The Natural Environment	60
Unit 9	Cooking and Special Occasions	68
Unit 10	Transport	76
Unit 11	News Sources	84
Unit 12	Leisure Activities	92
Unit 13	Technology and Equipment	100
Unit 14	Money and Finance	108
Unit 15	Employment	116
Unit 16	Commodities	124
Unit 17	Population	132
Unit 18	International Events	140
Unit 19	Communication	148
Unit 20	Tourism	156
	Answer Key	165

IELTS

Speaking

“Chance favors the prepared mind.”
(Louis Pasteur)

Focus on Part 1 of the IELTS Speaking Test

WARM-UP



1 Listen to these sentences and repeat them.

- a. I'm an English student.
- b. I'm studying at New Oriental Foreign Language School.
- c. I need to improve my English.
- d. I want to take the IELTS exam.
- e. It's a lot of fun! Or: It's an important language to learn.
- f. I come from Beijing.



2 Now, listen and repeat these questions.

- a. What's your first name?
- b. What's your family name?
- c. Where do you come from?
- d. Are you a student or do you have a job?
- e. Why are you studying English?
- f. Where are you studying English?
- g. What do you enjoy about studying English?

3 Work with a partner. Ask and answer the questions above.

VOCABULARY

4 Check the meaning of the following words in your dictionary.

Vocabulary Bank

subject	public	sports	rules
class	discipline	library	uniform
physics	homework	language	gymnasium
chemistry	assignments	history	laboratory
maths	test	culture	absent
compulsory	marks	strict	attendance
optional	exams	hit	junior
co-ed	primary	corporal	senior
single sex	secondary	punishment	science
private	naughty	detention	major

5 Look at the questions below and decide which words above could be used to answer these questions. Some words could be used for many questions. The first one has been done for you.

Let's talk about education:

For example:

- a. What subjects are compulsory in your school?
Answer: Maths / language / history
- b. What are your favourite subjects?
- c. What subjects do you not like?
- d. Tell me about discipline in your school.
- e. What exams do you take?
- f. How much homework do you have?



6 Listen to the words in the Vocabulary Bank and repeat them.

7 Some words have one sound or syllable and some have two or more. Write the words from the Vocabulary Bank in the correct column below.

1 syllable	2 syllables	3 or more syllables
hit	public	optional

PRONUNCIATION

Sentence stress. In English, words that carry the main meaning, i.e. important words, are stressed, i.e. they are said louder or stronger.

8 Listen to the audio and underline the stressed words in each sentence below. The first one has been done for you.

- a. What subjects are compulsory in your school?
In my school we have to take language and maths but we can choose history or chemistry.
- b. What are your favourite subjects?
I really like English because it's so interesting and the teacher is so funny!
- c. What subjects do you not like?
I hate maths because it's boring and it's too hard.
- d. Tell me about discipline in your school.
Our school is very strict. There are lots of rules. You have to wear a uniform and you can't talk in class.
- e. What exams do you take?
At the end of Senior High everyone takes the University Entrance exam. It's really difficult and we have to do a lot of work.
- f. How much homework do you have?
Lots! I have to work every night and I get so tired!

GRAMMAR

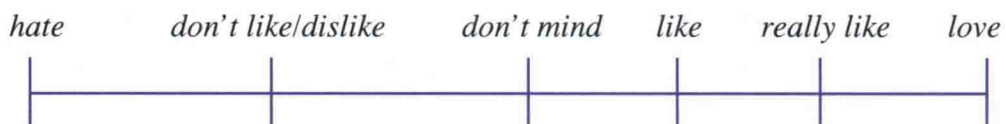
Like / love / hate / don't like +V-ing

9 Think about your typical school day and all the activities and things you have to do. Make a list with your partner.

A school day in the life of ...

- | | | | |
|----|-----------------------------|----|-------|
| a. | maths lesson with Mr. Brown | f. | |
| b. | | g. | |
| c. | | h. | |
| d. | | i. | |
| e. | | j. | |

Words to express liking or not liking:



10 Work by yourself and write activities from your school day into the boxes below to show how you feel about doing these activities.

Hate	Don't Like /Dislike	Don't mind	Like	Really like	Love
					e.g. maths lesson

When expressing how you feel about doing activities, you can use the following language:

hate, like, don't mind, love +v-ing

I love studying maths

I like/don't like learning English

I don't mind doing chemistry

I hate studying history

In English we don't say: I ~~very~~ like studying...

We say: I really like studying...

TIP

Remember that it is good to give a little extra information like a reason or an example when you answer a question or talk about a topic.

How do you feel about the activities you do at school each day?

I love studying maths because I have a great teacher.

I really like learning history because it's so interesting, for example, the Ming dynasty.

11 With your partner, tell how you feel about the activities you do during your school day. Give a reason or an example for each activity.

Error correction

Find the mistakes in the following speaking excerpts. Write the correct sentence in the space below. The first one has been done for you.

- a. I ~~am~~ come from a small town in Hunan Province, China.
I come from a small town in Hunan Province, China.
- b. I don't like learn history because it is not useful to me.

- c. I not like studying biology as it is so difficult for me to understand science.

- d. I like study English because it's an important language to learn.

- e. I very like studying maths because I want to be a maths teacher.

Put it all together

12 With your partner, ask and answer the following questions about your school. There are some ideas given to help you with the answers.


Questions	Answers
a. What subjects are compulsory in your school?	In my school we have to... but we can choose...
b. What are your favourite subjects?	I really like... because it's... and...
c. What subjects do you dislike?	I dislike... because it's ...
d. Tell me about the discipline in your school.	Our school is... You have to...
e. What exams do you take?	At the end of...
f. How much homework do you have?	Lots! I have to...

Focus on Part 2 of the IELTS Speaking Test

In Part 2 of the IELTS Speaking test, the candidate has to speak for 1-2 minutes on a topic that the examiner gives. This is called 'the long turn'.

The examiner will give you a prompt card and tell you that you have one minute to read the card and prepare your answer. The examiner will give you a piece of paper and a pencil to make notes. You should write only short notes. Long sentences are not possible as there is only one minute to prepare.

13 Read the following Part Two prompt card:



Describe a teacher you remember well.

You should say:

what the teacher was like

which subject(s) he or she taught

what you enjoyed about his or her classes

and explain why you remember this teacher in particular.

14 Now listen to a student talking about this topic and answer the following questions:

- a. Did the student like the teacher?
- b. Why?

TIP

The speaker has used lots of examples to expand her answer. This makes it easier to fill the one to two minutes required for the long turn in Part 2.

FLUENCY AND COHERENCE

15 Read the Part 2 answer below and write short notes in the boxes on the right about the three different parts of the talk.

Only write main important words in your short notes, e.g. nouns, adjectives and verbs. The first one has been done for you.

Structure of the Talk:	Short Notes:
§1: What the teacher was like (personality and appearance)	Wonderful, friendly, kind Strict—strap, short, loud voice Mrs T
§2: What subjects she taught	
§3: What the speaker enjoyed about her classes	
§4: Why the speaker remembered her	

Part 2 Answer:

§ 'I remember a teacher I had at primary school who was wonderful. From the first day she was friendly and kind towards the students, who were eight years old. But she was also strict. I mean, on the first day, she took out this old fashioned strap and banged it on the desk and we all got such a fright, but she was just trying to show us she was in control. She wasn't really that scary although she was quite short and she spoke in a loud voice. Everybody called her Mrs T.'

§ 'She taught us for every subject, so she taught us English, maths, writing, and actually I can't remember what else!'

§ 'I guess what I used to enjoy most about her classes was her personality and the fact that she cared about all of her students, even the naughty ones. I remember her daughter lived in America and she used to send over American sweets and chewing gum for Mrs T to give to the good students. All the students tried to be really good to get that reward!'

§ 'I particularly remember my teacher, Mrs T, because she was so kind, helpful and patient. I was very young and she was like a mother to me, gentle but strict at the same time.'

Note the structure the speaker uses to talk about a past habit that no longer happens:

used to + base verb.

I used to enjoy...

She used to send over American sweets...

For example:

'I used to go the library.'—a past habit. This was something I did often in the past, but I don't do it any more.

'I used to live in Shanghai.'—a past state. I don't live there any more.

16 Read the examples below and answer the questions.

- I **used to smoke** cigarettes. Do I smoke cigarettes now? _____
- I **didn't use to speak** English. Do I speak English now? _____
- I **used to** live in Australia. Do I live in Australia now? _____


17 Now write some examples of what you used to do when you were young.

Remember they must be past habits or states.

- a. _____
 b. _____
 c. _____
 d. _____
 e. _____

One of the best ways to become more fluent in English is to practise doing 'long turns'. Here are some practices for you.

18 Take some time to prepare short notes on the following topic:



Describe your first school.
 You should say:
 the name of the school and where it was
 activities you liked at school
 activities you didn't like
 and whether it was a good school or not.

Your Short Notes:	
Name of school, location	
Activities you liked and why	
Activities you didn't like and why	
A good school? Why / why not?	

19 With a partner, take turns to speak for at least half a minute. Remember to use examples and give reasons. If you have a watch, time each other.

Focus on Part 1 of the IELTS Speaking Test

WARM-UP

1 Look at the following types of food. Decide if each type of food is healthy or junk food and write the words in the table below.

hamburger	apple	rice	banana	tomato
noodles	fried chicken	hotdog	chicken	bread
biscuits	cake	cabbage	chips	cheeseburger
pizza	dumpling	ice cream	chocolate	egg
salad	potato	lettuce	sandwich	celery
cheese	pasta	spinach	sushi	meat pie

Healthy Food	Junk Food
e.g. apple	hamburger

2 Listen and mark the stressed syllable on each word.