

英国剑桥大学考试委员会推荐

博思考试全真模拟试题



SUCCESS WITH **BULATS**

BUSINESS LANGUAGE TESTING SERVICE

Nick Brieger & Jeremy Comfort

英国剑桥大学考试委员会推荐

博思考试全真模拟试题



SUCCESS WITH **BULATS**

BUSINESS LANGUAGE TESTING SERVICE

Nick Brieger & Jeremy Comfort

图书在版编目 (CIP) 数据

博思考试全真模拟试题 / (英) 尼克·布吕格 (Brieger, N.),
(英) 康福特 (Comfort, J.) 著 . —北京: 经济科学出版社,
2010.12

ISBN 978-7-5141-0221-5

I. ①博… II. ①尼… ②康… III. ①英语 - 水平考试 -
自学参考资料 IV. ① H310.41

中国版本图书馆 CIP 数据核字 (2010) 第 250431 号

责任编辑: 龚 勋

责任校对: 徐领柱

技术编辑: 王世伟

博思考试全真模拟试题

(英) 尼克·布吕格
(英) 康福特 著

经济科学出版社出版、发行 新华书店经销

社址: 北京市海淀区阜成路甲 28 号 邮编: 100142

总编部电话: 88191217 发行部电话: 88191540

网址: www.esp.com.cn

电子邮件: esp@esp.com.cn

北京天宇星印刷厂印刷

季峰装订厂装订

890 × 1240 16 开 7.5 印张 200000 字

2010 年 12 月第 1 版 2010 年 12 月第 1 次印刷

印数: 0001—8000 册

ISBN 978-7-5141-0221-5 定价: 49.90 元

(图书出现印装问题, 本社负责调换)

(版权所有 翻印必究)

出版说明

一直以来，经济科学出版社出版的《新编剑桥商务英语》系列图书以其高端的品质、大众的售价的独特定位得到广大读者的认同和厚爱。

近期，经济科学出版社为广大博思考生奉献出《博思考试全真模拟试题》又一道高品质大餐。博思考试（Business Language Testing Service，简称 BULATS）是一种与职业活动相关的、快速而实用可信的外语考试，试题由英国剑桥大学考试委员会和欧洲语言测试联合会共同开发研制，涵盖了英语、法语、德语和西班牙语等 4 个语种，综合测试听、说、读、写全方位的商务语言沟通技能。该考试在全球采用统一的质量管理和标准化的测试结果。目前已在全球 30 多个国家和地区得到推广和应用，特别是在北美、东亚、欧洲等经济发达地区具有广泛的影响力。

经济科学出版社出版的《博思考试全真模拟试题》提供了三套全真模拟试题，最大程度地满足了国内考生的备考及应试需求。不仅如此，本书还为考生提供了最实用的考试技巧，考题详解及答案、标准答题纸和听力原文，帮助考生了解考试的流程和细节。

最有特色的是，《博思考试全真模拟试题》一书附赠 3 个超值光盘，内容包括：全套的博思考试（听力、阅读和语言知识），和完整的具备“渐进式”自适应特点的可反复练习的计算机考试模拟考场，为考生提供全真的考试环境。通过这种方式，可以准确迅速地确定考生的外语水准，并即时提供测试结果。越来越多的博思考生采用计算机化考试。可以说，无论考生选择何种考试形式，《博思考试全真模拟试题》一书都能提供令人满意的帮助。

经济科学出版社出版的《新编剑桥商务英语》系列用书经剑桥大学考试委员会推荐，作为博思考试的培训教材，与《博思考试全真模拟试题》一起配套使用。

经济科学出版社

SUCCESS WITH **BULATS**

BUSINESS LANGUAGE TESTING SERVICE

Copyright © Summertown Publishing Limited 2006

Original edition published by Cengage Learning. All Rights reserved. 本书原版由圣智学习出版公司出版。版权所有，盗印必究。

Economic Science Press is authorized by Cengage Learning to publish and distribute exclusively this reprint edition. This edition is authorized for sale in the People's Republic of China only (excluding Hong Kong SAR, Macao SAR and Taiwan). Unauthorized export of this edition is a violation of the Copyright Act. No part of this publication may be reproduced or distributed by any means, or stored in a database or retrieval system, without the prior written permission of the publisher.

本书英文影印版由圣智学习出版公司授权经济科学出版社独家出版发行。此版本仅限在中华人民共和国境内（不包括中国香港、澳门特别行政区及中国台湾）销售。未经授权的本书出口将被视为违反版权法的行为。未经出版者预先书面许可，不得以任何方式复制或发行本书的任何部分。

Cengage Learning Asia Pte. Ltd.
5 Shenton Way, # 01-01 UIC Building, Singapore 068808

本书封面贴有 **Cengage Learning** 防伪标签，无标签者不得销售。

SUCCESS WITH **BULATS**

BUSINESS LANGUAGE TESTING SERVICE



Nick Brieger & Jeremy Comfort

 **CENGAGE**
Learning™



Contents

Introduction to BULATS	4
------------------------	---

Introduction to <i>Success with BULATS</i>	5
--	---

Introduction to the BULATS Standard Test	6
--	---

Test One	Test Two	Test Three
Listening	Listening	Listening
Part One 10	Part One 38	Part One 66
Part Two 14	Part Two 42	Part Two 70
Part Three 16	Part Three 44	Part Three 72
Part Four 17	Part Four 45	Part Four 73
Reading and Language Knowledge	Reading and Language Knowledge	Reading and Language Knowledge
Part One, Section One 20	Part One, Section One 48	Part One, Section One 76
Part One, Section Two 23	Part One, Section Two 51	Part One, Section Two 79
Part One, Section Three 24	Part One, Section Three 52	Part One, Section Three 80
Part One, Section Four 26	Part One, Section Four 54	Part One, Section Four 82
Part Two, Section One 28	Part Two, Section One 56	Part Two, Section One 84
Part Two, Section Two 30	Part Two, Section Two 58	Part Two, Section Two 86
Part Two, Section Three 31	Part Two, Section Three 59	Part Two, Section Three 87
Part Two, Section Four 32	Part Two, Section Four 60	Part Two, Section Four 88
Part Two, Section Five 34	Part Two, Section Five 62	Part Two, Section Five 90
Part Two, Section Six 36	Part Two, Section Six 64	Part Two, Section Six 92

Recording scripts	93
-------------------	----

Answer key	107
------------	-----

Sample answer sheets	110
----------------------	-----

The ALTE and CEF levels	112
-------------------------	-----

Introduction to BULATS

What is BULATS?

The Business Language Testing Service (BULATS) is a language assessment service specifically for the use of companies and organisations. BULATS provides a reliable way of assessing the language ability of groups of employees or trainees.

The service is designed to test the language of employees who need to use a foreign language in their work, and for students and employees on language courses or on professional/business courses where foreign language ability is an important element of the course.

The service provides:

- relevant, useful and reliable language tests in work contexts
- test administration to suit the client company's individual requirements
- rapid turn around of test results
- information to help the interpretation of test results
- advice to companies on appropriate strategies for language testing, assessing language needs (language auditing) and training

The BULATS Service consists of a number of specially designed tests:

- the Standard Test
- the Computer Test

Candidates can also do:

- the Speaking Test
- the Writing Test

The Standard Test and the Computer Test are alternatives. Both assess:

- listening skills
- reading skills
- knowledge of grammar
- knowledge of vocabulary

The BULATS Speaking Test and the BULATS Writing Tests are independent tests. Companies can decide to use just one test, i.e. the Standard Test, the Computer Test, the Speaking Test or the Writing Test; alternatively they can use any combination of them.

You can find out more about BULATS from www.bulats.org

What is the Standard Test?

A Standard Test consists of 110 items divided into:

- 50 Listening items
- 60 Reading and Language Knowledge items

What is the Computer Test?

The BULATS Computer Test pinpoints ability quickly and accurately by using 'adaptive' testing techniques. As a candidate progresses through the test, the computer selects each question on the basis of the previous answer. As a result, the test becomes progressively easier or more difficult until a consistent level of ability is achieved.

Introduction to *Success with BULATS*

What is *Success with BULATS*?

Success with BULATS provides practice material to help you prepare for BULATS. It helps you practise:

- the question types you will find in BULATS, e.g. multiple choice, cloze, error spotting and correction
- the techniques required for BULATS, e.g. reading for gist, listening for detail, correcting grammatical mistakes and completing sentences with the correct vocabulary item

In what formats is *Success with BULATS* presented?

The material is presented in two versions:

1. a book and audio CD pack containing three complete tests (Listening, and Reading and Language Knowledge).
2. a CD-ROM based application containing adaptive practice sessions, mock exams, an interactive wordlist and a progress checker.

Success with BULATS will help you prepare for the Computer Test by presenting you with:

- the types of questions in the Computer Test
- the style of delivery via computer screen, using the CD-ROM

Though the CD-ROM questions are fully interactive, just as in the Computer Test, the test is not adaptive.

How do I work with *Success with BULATS*?

You can work with the book and/or CD either by yourself or with a trainer.

How can I check my progress and results?

The book has an answer key. You can use this to:

- check your progress
- calculate your score
- provide an indication of your level*

* The level assessment provided by *Success with BULATS* is purely an indication of your level and does not have the validity of the result generated by the BULATS test.

How can I understand my level?

Your level is reported using a combination of the ALTE and CEF levels. ALTE (the Association of Language Testers in Europe) is a group of leading language testing organisations. CEF (the Common European Framework) is a document which facilitates a clear definition of teaching and learning objectives and methods, and provides the necessary tools for assessment of proficiency.

These combined levels are:

ALTE Level 5: CEF Level C2 (Good User)

ALTE Level 4: CEF Level C1 (Competent User)

ALTE Level 3: CEF Level B2 (Independent User)

ALTE Level 2: CEF Level B1 (Threshold User)

ALTE Level 1: CEF Level A2 (Waystage User)

You can find out more about:

- ALTE from www.alte.org
- CEF from www.cambridgeesol.org/exams/cef.htm

Introduction to the BULATS Standard Test

This book will help you to prepare for the BULATS Standard Test. The Standard Test lasts about 110 minutes and consists of two parts:

- the Listening Test (50 questions)
- the Reading and Language Knowledge Test (60 questions)

What is in the Listening Test?

The listening test consists of 50 questions, divided into four parts.

Skill	Part or Section	Type of task	Number of questions
Listening	1	Understanding short conversations or monologues.	10
	2	Taking down phone messages, orders, notes, etc.	12
	3	Listening for gist: identifying topic, context or function. Short monologues/dialogues.	10
	4	Listening to extended speech for detail and inference. Monologue/dialogue.	18

© BULATS Handbook

In general, the later parts are more difficult than the earlier ones.

Types of listening recordings used in BULATS:

- face-to-face meetings
- telephone conversations
- answerphone messages
- recorded information
- interviews, discussions or presentations
- verbal instructions and explanations

© BULATS Handbook

The voices are from the English-speaking world, in particular speakers of British and American English.

Preparing for the Listening Test

BULATS tests your ability to use the foreign language in real-life situations. Therefore, the best way to prepare for BULATS is to practise using the language in realistic situations.

Sources of listening practice:

- your language trainer/instructor
- talks, presentations, meetings, clubs or films, e.g. at the British Council
- radio and TV broadcasts, e.g. BBC World Service and BBC English programmes (contact BBC English, Bush House, Strand, London WC2B 4PH, UK for a free schedule)
- language learning CDs and cassettes: most international publishing companies produce excellent CDs and cassettes which give you the chance to listen to a variety of native speakers
- there are many websites offering online listening opportunities and activities including the BBC website and the British Council website

© BULATS Handbook

Doing the Listening Test

The recordings for the Listening section are played twice in parts 1 and 4 but only once in parts 2 and 3. You are not expected to understand every word, even if it is repeated a second time. Concentrate on understanding the general meaning, before worrying about particular words you could not hear or understand. You just need to pick out the information which is being tested. It is important not to panic when the cassette starts and it seems fast and difficult to understand to begin with.

It is also important to be very clear about the questions: listen carefully to the instructions (they are also written down in the Question Paper), and during the 15–20 second pause before the recording begins, read quickly through the text or options.

For the Listening section, write your answers on the Question Paper as you listen to the cassette. When the cassette finishes (after about 50 minutes), you have five minutes to copy your answers from your Question Paper onto your Answer Sheet. It is important that you do this carefully, as only the Answer Sheet will be marked.

© BULATS Handbook

What is in the Reading and Language Knowledge Test?

The Reading and Language Knowledge test consists of 60 questions, divided into ten parts.

Skill	Part or Section	Type of task	Number of questions
Reading	1	Understanding notices, messages, timetables, adverts, leaflets, graphs, etc.	7
	2	Grammar and Vocabulary. Gapped sentences with multiple choice task.	6
	3	Newspaper or magazine article, advert, leaflet, etc. Long text.	6
	4	Grammar. Medium length text open cloze.	5
	5	Reading for specific information. Four short texts with matching tasks.	7
	6	Grammar and Vocabulary. Medium length text with multiple choice cloze.	5
	7	Grammar. Medium length text open cloze.	5
	8	Grammar and Vocabulary. Gapped sentences with multiple choice task.	6
	9	Reading for gist and specific information. Newspaper or magazine article, report, etc. Long text.	6
	10	Error correction task. Medium length text.	7

© BULATS Handbook

Preparing for the Reading and Language Knowledge Test

BULATS tests your ability to use the foreign language in real-life situations. Therefore, the best way to prepare for BULATS is to practise using the language in realistic situations.

You should prepare for the Reading section by reading a wide variety of relevant materials – see the list on the next page.

You should practise reading extensively as well as intensively: ‘extensively’ means reading lots of materials without stopping to check any difficult words or phrases, while ‘intensively’ means reading slowly and carefully, checking each unfamiliar word. The reading texts in BULATS are quite long for the time available and you need to have developed skills in quickly looking through a text to get the general meaning, and to pick out answers to particular questions.

Sources of reading materials:

- language learning books – most publishers produce good course books with a variety of business-related texts
- foreign language libraries, e.g. the British Council
- foreign or multinational companies – write to them asking for information in the language you are studying
- foreign language newspapers and magazines
- graded readers (novels adapted for learners of English)
- texts on the internet

Types of reading text included in BULATS:

- | | |
|------------------------------|--|
| ■ letters | ■ records of meetings |
| ■ memos | ■ office diaries |
| ■ informal messages or notes | ■ company reports (internal or external) |
| ■ notices | ■ instructions or guides |
| ■ adverts | ■ articles from newspapers, newsletters or magazines |
| ■ forms | ■ charts |
| ■ brochures, catalogues | ■ tables |
| ■ product descriptions | ■ graphs |

Grammar and Vocabulary

BULATS tests the vocabulary required for general communication at work. It does not include specialised vocabulary for particular areas of business.

A useful way of developing your general business vocabulary is to read a wide range of work-related texts. Course books produced by international publishers also contain many useful exercises for developing grammatical and vocabulary knowledge.

Doing the Reading and Language Knowledge Test

There are two parts in this section with four sections in Part One and six sections in Part Two. You only have 60 minutes to do them, so you need to work quite quickly. You still need to read carefully, but you must avoid getting stuck on irrelevant details or unimportant words. One good approach to the reading questions is first to read the text through quickly to get an idea of what it is about, then look at the questions to see what information you need to find out, then go back to the key part of the text which will give you that information.

Do not worry if the topic of the text is one you are unfamiliar with – the questions do not assume any previous knowledge of the topic.

Remember, for the language knowledge sections:

- you can only write one word for section four in Part One and section three in Part Two
- for section six in Part Two, some of the lines may have no error in them, and you must put a tick for these lines

© BULATS Handbook

After a complete test

After you have completed a test, you should:

- check your answers with the key (see pages 107–109)
- calculate your total score
- check your ALTE / CEF level for your score* (see page 112)

* The level assessment provided by *Success with BULATS* is purely an indication of your level and does not have the validity of the result generated by the BULATS test.

Test One






Part One

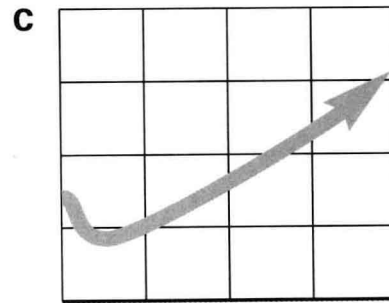
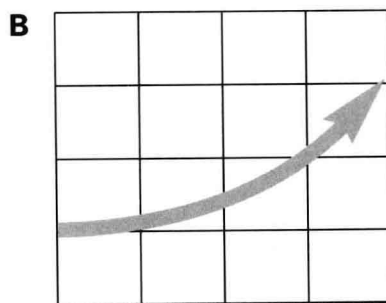
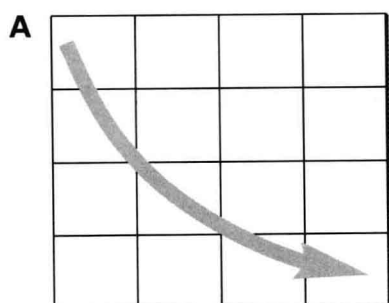
Questions 1–10

- You will hear 10 short recordings.
- For questions 1–10, circle **one** letter **A**, **B** or **C** for the correct answer.
- You will hear each recording **twice**.

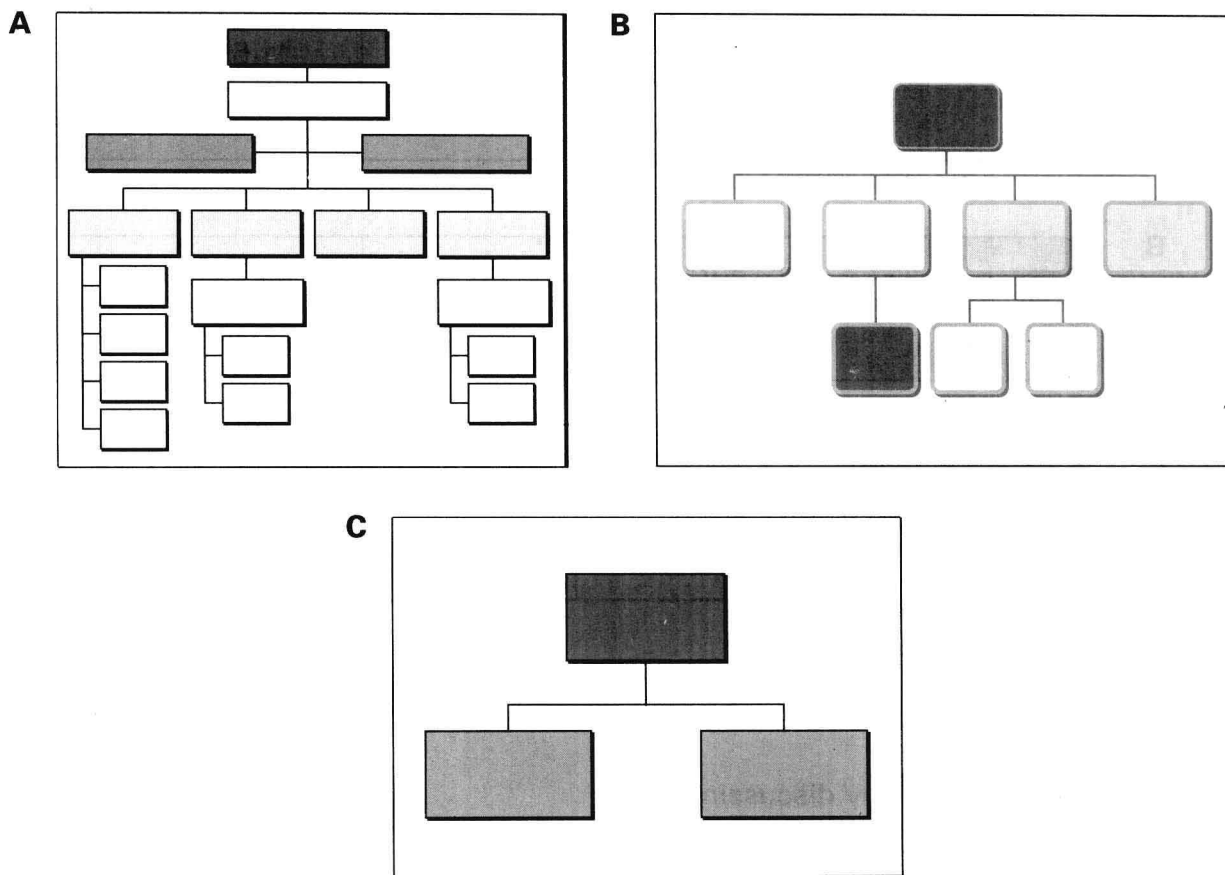
1 Which is the platform for the train to London Victoria?



2 Which graph are they talking about?



3 What does the company's organisation chart look like?



4 Which map are they talking about?

