



义务教育教科书

英语

(三年级起点)

四年级

下册



人民教育出版社

义务教育教科书

英语

(PEP)

(三年级起点)

四年级

下册

(中国)人民教育出版社 课程教材研究所
英语课程教材研究开发中心 编著
(加拿大)灵通教育有限公司

人民教育出版社

·北京·

Copyright © 2013 by People's Education Press Ltd. and Lingo Learning Inc.

No part of this publication may be reproduced or transmitted in any form or by any means, without permission in writing from the publisher.

版权所有，未经出版社书面同意，任何人不得以任何形式或方式复制或转换本作品的任何部分。

主 编：吴欣 Larry Swartz Beth Levy

副主编：曹洁

主要编写人员：马剑辉 刘荔芳 周佳 Fraser Bewick Chris Andersen

责任编辑：马剑辉 刘荔芳

美术编辑：郑文娟

封面设计：吕旻 郑文娟

版式设计：刘欣 焦洁

插 图：焦洁（含封面）葛南 陈露茜 刘欣

义务教育教科书

英语 (PEP)

(三年级起点)

四年级 下册

(中 国) 人民教育出版社 课程教材研究所
英语课程教材研究开发中心 编著
(加拿大) 灵通教育有限公司

*

人民教育出版社出版

网址：<http://www.pep.com.cn>

重庆出版社重印

重庆新华书店集团发行

重庆邮政印务有限公司印装

*

开本：787毫米×1092毫米 1/16 印张：5 字数：100千字

2013年10月第1版 2014年12月重庆第2次印刷

ISBN 978-7-107-27387-2 定价：5.15元

审图号：GS (2012) 422号

著作权所有·请勿擅用本书制作各类出版物·违者必究
如发现印、装质量问题，影响阅读，请与承印厂联系调换。
印厂地址：沙坪坝区上桥华岩一村101号 电话：65200316 邮编：400037



致同学

亲爱的同学们：

你们好！欢迎你们来到英语学习的世界。

在这本书里你们会惊讶地看到吴一凡设计的学校模型。Mike也会介绍自己的作息时间，猜猜看和你们的相同吗？Mike和Sarah去参观农场了，他们都看到了什么？赶快打开书和他们一起去看、去听，一起学习和成长吧。

这本书为你们准备了许多有趣的对话、故事、歌曲，还有你们喜欢的游戏、活动。你们会发现学英语是一件很开心的事，你们不但能读、写更多的单词，还会学习写句子呢！你们能读懂英语小故事，能学会用英语和别人交谈，还能学会唱更多的英语歌曲和歌谣……

你们有时候可能听不懂也说不好，写单词或句子时会出错。别着急，你们上课要认真听讲，多模仿录音，要努力学唱英语歌曲、歌谣，还要积极参加英语活动。你们肯定能说得更棒、写得更好。要记住：别害羞，别放弃，大胆地说，大声地唱！

亲爱的同学们，愿你们和书里的小主人公成为好朋友，一起度过这快乐美好的学习时光。

编者

2013年5月



CONTENTS



- 2** — Unit 1 My school
- 12** — Unit 2 What time is it?
- 22** — Unit 3 Weather
- 32** — Recycle 1
- 36** — Unit 4 At the farm
- 46** — Unit 5 My clothes
- 56** — Unit 6 Shopping
- 66** — Recycle 2
- 70** — Appendix 1: Words in each unit
- 72** — Appendix 2: Vocabulary
- 75** — Appendix 3: Useful expressions





John



Miss White



Mike




Sarah



Amy



Chen Jie



Zhang Peng



Mr Jones



Wu Yifan

Zoom



Zip

Unit One

Look! That's the playground.

Where's the library?

It's next to the art room.

Oh, no! That's my library!



My school

Is this the teachers' office?

No, it isn't. It's the computer room.

Do you have an art room?


Yes. It's on the second floor.



Let's talk



Look, ask and answer





Let's learn

Where's the library?

It's on the first floor..

teachers' office

library

second floor

first floor



Let's do



Shhh ... Be quiet!

Go to the library.
Read a book.



Hi, Miss White.

Go to the teachers' office.
Say hello.

Go to the playground.
Play football.

Yeah! We win!




Go to the garden.
Water the flowers.

Wow! Beautiful!



Let's spell

Read, listen and chant. 



water



tiger



sister



dinner




computer

Read, underline and say.

1. sister ruler under number
2. computer eraser dinner winter
3. under after water river

Look, listen and write. 



my sister's _____

No _____ near the _____.



Let's talk



Welcome to our school!
This is my classroom.

It's so big! How many students
are there in your class?

Forty-five students.

Do you have
a library?

Is that the
computer room?

No, it isn't. It's the
teachers' office.

Yes, we do. It's
on the second floor.
This way, please.



Let's play

Do you have a library?

Where is it?

Yes, we do.

computer
room

library

teachers'
office

classroom

library

computer
room

classroom

teachers'
office

It's on the second floor.



Let's learn

This is my school.



Cool! Do you have a music room?

Yes, we do. It's on the first floor.

computer room

art room

music room

GYM

playground



Look, ask and answer


Do you have a computer room?

Yes, we do. It's on the first floor.





Read and write

Read and fill in the table. 

Computer Room			Classroom 2
	Gym		Music Room

1

Do you have a library?
Yes. The library is on the second floor.

Where is the teachers' office?
The teachers' office is next to the library.

3

2


Do you have an art room?
Yes. The art room is next to the gym.

Where is Classroom 1?
Classroom 1 is under the teachers' office.

4

Look and write.



This is the library. 



That is the playground. 



Let's check

Listen and number. 



Look and circle.

A computer room music room art room

library classroom teachers' office

B computer room library art room

teachers' office music room classroom



Let's sing

Our school

This is the way I go to school, go to school, go to school.
This is the way I go to school, where I like to learn all day.

This is the classroom in my school, in my school, in my school.
This is the classroom in my school, where I like to learn all day.



Story time

2

1

Welcome to our school.
This way, please.

How beautiful!

This is the library.

I like storybooks.

Oh! I'm hungry.

3

Is that the music room?

Yes, it is.

4

This is the gym.

Is that the lunch room?

Yes, it is.

5

Is this the computer room?

No, it's not.
It's the teachers' office.

6

It's time for lunch.

Where is Zoom?

Zoom?
I know!

I'm full!

Unit Two



London

EUROPE

It's 12 o'clock. It's time for lunch.

London, 12 noon

Beijing

ASIA

It's time to watch TV.

Beijing, 8 p.m.

It's 2 o'clock. Let's play football.



Cairo, 2 p.m.

OK.

What time is it?

40
forty

30
thirty