





义务教育教科书

# 英语

(三年级起点)

六年级  
上册



人民教育出版社



义务教育教科书

# 英语

( PEP )

( 三年级起点 )

## 六年级

### 上册

( 中 国 ) 人 民 教 育 出 版 社 课 程 教 材 研 究 所  
英 语 课 程 教 材 研 究 开 发 中 心 编 著  
( 加 拿 大 ) 灵 通 教 育 有 限 公 司

人民教育出版社

· 北京 ·

Copyright © 2013 by People's Education Press Ltd. and Lingo Learning Inc.

No part of this publication may be reproduced or transmitted in any form or by any means,  
without permission in writing from the publisher.

版权共有，未经出版社书面同意，任何人不得以任何形式或方式复制或转换本作品的任何部分。

主 编：吴欣 Larry Swartz Beth Levy

副主编：曹洁

主要编写人员：周佳 马剑辉 刘荔芳 Fraser Bewick

责任编辑：周佳

美术编辑：郑文娟

封面设计：吕旻 郑文娟

版式设计：刘欣 焦洁

插 图：焦洁（含封面）葛南 陈露茜 刘欣

义务教育教科书

英 语

（三年级起点）

六年级 上册

（中 国）人民教育出版社 课程教材研究所

英语课程教材研究开发中心 编著

（加拿大）灵 通 教 育 有 限 公 司

\*

人民教育出版社 出版

（联系地址：北京市海淀区中关村南大街17号院1号楼 邮编：100081）

网址：<http://www.pep.com.cn>

重庆出版社重印

重庆新华书店集团发行

重庆出版集团印务有限公司印装

\*

开本：787毫米×1092毫米 1/16 印张：5.25 字数：105千字

2014年3月第1版 2015年6月重庆第2次印刷

ISBN 978-7-107-27993-5 定价：5.35元

审图号：GS(2012)422号

著作权所有·请勿擅用本书制作各类出版物·违者必究

如发现印、装质量问题，影响阅读，请与印刷厂联系调换。

厂址：重庆市南岸区茶园新区开拓路6号 电话：86336876 邮编：400060





# 致同学

亲爱的同学们：

你们好！祝贺你们升入了小学高年级。学习了三年的英语，你们一定收获不小吧？

在这小学阶段的最后一年，你们将和老朋友吴一凡、陈杰、张鹏、Sarah、Amy、Mike、John、Oliver、Robin等一起学习更多的英语知识，了解更多的中外文化。大熊Zoom和小松鼠Zip也会陪伴你们一道继续快乐地学习。

学习英语需要多听、多读、多说、多写，除了对话和词汇学习以外，六年级的教材还为你们设计了听的活动（Let's try）和读写活动（Read and write）。希望你们坚持多听、多读、多说、多写、多模仿，学习一些听说读写的方法，你们一定会进步。

在英语学习中有很多有趣的规律性的知识，也许你们已经发现了一些。这册教材也专门为你们设计了这样的活动（Let's wrap it up, Tips for pronunciation），引导你们仔细观察、发现并总结规律。及时归纳总结这些规律，对你们今后的英语学习一定会大有帮助。

亲爱的同学们，愿你们和书里的主人公一起享受小学生活的美好时光，为初中的学习做好准备。

编者

2013年5月





# CONTENTS

- 2** Unit 1 How can I get there? 
- 12** Unit 2 Ways to go to school 
- 22** Unit 3 My weekend plan 
- 32** Recycle 1 
- 36** Unit 4 I have a pen pal 
- 46** Unit 5 What does he do? 
- 56** Unit 6 How do you feel? 
- 66** Recycle 2 
- 70** Appendix 1: Songs in each unit 
- 72** Appendix 2: Words in each unit 
- 75** Appendix 3: Vocabulary 
- 79** Appendix 4: Useful expressions 
- 80** Appendix 5: Proverbs 






Mike



John




Amy



Sarah



Robin



Zhang Peng



Wu Yifan



Chen Jie



Oliver

Zip





Zoom





# Unit One



Hey, Robin.  
Where is the  
science museum?

I see. How can  
I get there?

OK. Let's go.

It's near  
the library.

Turn right at  
the school. Then  
go straight.





# How can I get there?



Excuse me. Can you help me?

Sure.

How can I get to the science museum?

It's over there.

Thanks.

Oh, where is Robin?



## Let's try

Wu Yifan and Robin are looking at some robots. Listen and tick.

1. Where are they? ☐ In the museum. ☐ In the bookstore.  
2. Is Grandpa there? ☐ Yes, he is. ☐ No, he isn't.

## Let's talk

Wu Yifan: Robin, where is the museum shop?

I want to buy a postcard.

Robin: It's near the door.

Wu Yifan: Thanks. Where is the post office?

I want to send it today.

Robin: I don't know. I'll ask. Excuse me, sir.

Man: Wow! A talking robot! What a great museum!

Robin: Where is the post office?

Man: It's next to the museum.

Robin: Thanks.

Where is the museum shop/post office?

Talk about the places in your city/town/village.

Is there a ...?

Where is it?

It's near/next to/behind ...



park library zoo  
post office school  
museum





# Let's learn



Wu Yifan: Where is the cinema?

Robin: It's next to the bookstore.



science museum




post office



bookstore



cinema



hospital



## Make a map and talk



There is a pet hospital in my city.



It's near the park.

Where is it?







## Let's try

Wu Yifan is calling Mike. Listen and tick or cross.

1. ( ) They want to go to the bookstore.
2. ( ) The cinema is next to the bookstore.



## Let's talk

Mike: What an interesting film!

Wu Yifan: Yes, but I'm hungry now. I know a great Italian restaurant.

Mike: Yum! I like pizza! Where is the restaurant?

Wu Yifan: It's next to the park on Dongfang Street.

Mike: How can we get there?

Robin: Turn left at the bookstore. Then turn right at the hospital.

Mike: OK. Let's go!

How can Wu Yifan and Mike get to the restaurant?

Talk about a cinema or restaurant you like. How can you get there?



I like ...

How can I get to the ... ?





Turn left/right at ...






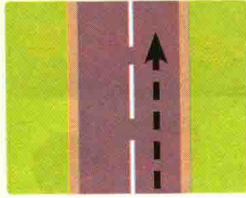
# Let's learn




crossing



turn left



go straight



turn right



## Be a tour guide

Chen Jie is trying to be a tour guide for Oliver in Beijing. Can you help her?

Beihai Park



北海公园


故宫

天安门

Palace Museum




You're here.



Tian'anmen

● 旅游景点    ■ 地铁    + 街区    ■ 绿地



Now we are in front of Tian'anmen.  
Go straight and you can see the Palace Museum.



## Read and write


You are in a car. Which of these can help you find a place?



map



compass




GPS



stars

Robin has GPS!

Wu Yifan's grandpa gave Robin a new feature. He now has GPS. He can help the boys find the Italian restaurant.




Robin: We're in front of the cinema. Let's go straight and turn left at the bookstore. Follow me, please!



Mike: Is it far?

Robin: No. Now we are behind the hospital. Let's turn right and then turn right again.



Mike: There is the restaurant!



Robin: My new GPS works!  
Wu Yifan: Yes! I'll tell Grandpa.  
But let's eat first. I'm so hungry!



Read the text and answer the questions.

1. What is Robin's new feature?


☐ He can find food. ☐ He can find the way.

2. How many places did they pass by? \_\_\_\_\_

Underline them in the text.

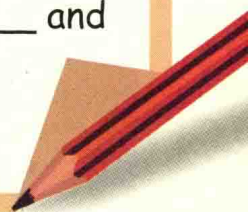
3. Which word under the fourth picture means

"奏效，起作用"? \_\_\_\_\_



Fill in the blanks. Then retell the story.

Wu Yifan and his friends want to eat some pizza in an Italian restaurant. They \_\_\_\_\_ and \_\_\_\_\_  
\_\_\_\_\_. They \_\_\_\_\_ and  
then turn right again.



## Tips for pronunciation

Listen, look and say.

Robin has GPS.

Follow me, please!

Is it far?

Where is the restaurant?







## Let's check



Listen and tick the places you hear.  
Write the words under the pictures.



Listen again and answer.

1. Where does the boy want to go?

---

2. How can he get there from the post office?

---



## Let's wrap it up

Try to write more words.

Can you make sentences with these words?



next to

near

beside





# Story time



Zoom: Hey, that looks tasty. Where can I buy one?

Boy: Near the London Eye. Go that way.

Zoom: Excuse me. Where is the London Eye?

Man: It's next to the film museum near the Thames.



Zoom: Excuse me. Is the Thames far from here?

Man: No. Go straight and turn left.



**FISH & CHIPS**



Zoom: Zip, look!

Zip: Finally!



Zoom: Hi! Three large portions and one small one, please.

Man: OK.




Zoom: Oh, my stomach hurts! I miss my *tanghulu*!

Zip: You still want to eat?!





# Unit Two

 **SUBWAY**

Wait! Don't go  
at the red light!

Sorry.

You must pay attention  
to the traffic lights.

Good morning, John.  
How do you go to school?

I often go  
by subway.