

学前教育专业（新标准）“十二五”系列规划教材

依据《幼儿园教师专业标准（试行）》
《中小学和幼儿园教师资格考试标准（试行）》编写

幼儿教师英语 口语教程

汤静怡 李鹤艺 主编

京一师一学一前
学前教育专业一专业方向类



北京
北京
师范
大学
出版
集团
社

学前教育专业（新标准）“十二五”系列规划教材

依据《幼儿园教师专业标准（试行）》
《中小学和幼儿园教师资格考试标准（试行）》编写

幼儿教师英语 口语教程

主 编 汤静怡 李鹤艺
副主编 熊绘新 崔继萍
参 编 李冬梅 罗 晗 明 静 单正良
吴明丽 向志敏 姚志敏 于洪波

京 一 师 一 学 一 前
学前教育专业一专业方向类



北京
师范
大学
出版
集团

图书在版编目(CIP)数据

幼儿教师英语口语教程 / 汤静怡, 李鹤艺主编. —北京:
北京师范大学出版社, 2015. 9

学前教育专业(新标准)“十二五”系列规划教材

ISBN 978-7-303-19466-7

I. ①幼… II. ①汤… ②李… III. ①英语—口语—
幼儿师范学校—教材 IV. ①H319. 9

中国版本图书馆 CIP 数据核字(2015)第 186409 号

营 销 中 心 电 话 010-58802755 58800035
北师大出版社职业教育分社网 http://zjfs. bnup. com
电 子 信 箱 zhijiao@bnupg. com

出版发行: 北京师范大学出版社 www. bnup. com

北京市海淀区新街口外大街 19 号

邮政编码: 100875

印 刷: 保定市中华美凯印刷有限公司

经 销: 全国新华书店

开 本: 787 mm×1092 mm 1/16

印 张: 6

字 数: 150 千字

版 次: 2015 年 9 月第 1 版

印 次: 2015 年 9 月第 1 次印刷

定 价: 22. 8 元(含光盘)

策划编辑: 易 新

责任编辑: 刘文平 陈 倩

美术编辑: 高 霞

装帧设计: 锋尚设计

责任校对: 陈 民

责任印制: 陈 涛

版权所有 侵权必究

反盗版、侵权举报电话: 010-58800697

北京读者服务部电话: 010-58808104

外埠邮购电话: 010-58808083

本书如有印装质量问题, 请与印制管理部联系调换。

印制管理部电话: 010-58800825



目 录

Unit 1 Daily Activities I Morning Greetings and Afternoon Farewells	1
Section One Phonetic Practice 语音练习	1
Section Two Dialogues 对话	2
Section Three Practice 练习	4
Section Four Daily Expressions 日常表达	5
Section Five Fun Activities 趣味活动	5
Unit 2 Daily Activities II Morning Exercises and Outdoor Activities	7
Section One Phonetic Practice 语音练习	7
Section Two Dialogues 对话	8
Section Three Practice 练习	10
Section Four Daily Expressions 日常表达	11
Section Five Fun Activities 趣味活动	11
Unit 3 Daily Activities III Go to the Toilet and Wash Up	13
Section One Phonetic Practice 语音练习	13
Section Two Dialogues 对话	14
Section Three Practice 练习	17
Section Four Daily Expressions 日常表达	18
Section Five Fun Activities 趣味活动	18

Unit 4 Daily Activities Ⅳ Having Meals and Snacks	20
Section One Phonetic Practice 语音练习	20
Section Two Dialogues 对话	21
Section Three Practice 练习	24
Section Four Daily Expressions 日常表达	24
Section Five Fun Activities 趣味活动	25
Unit 5 Daily Activities Ⅴ Nap Time	27
Section One Phonetic Practice 语音练习	27
Section Two Dialogues 对话	28
Section Three Practice 练习	30
Section Four Daily Expressions 日常表达	31
Section Five Fun Activities 趣味活动	31
Unit 6 Teaching Activities Ⅰ Health	34
Section One Phonetic Practice 语音练习	34
Section Two Dialogues 对话	35
Section Three Practice 练习	38
Section Four Daily Expressions 日常表达	38
Section Five Fun Activities 趣味活动	39
Unit 7 Teaching Activities Ⅱ Language	41
Section One Phonetic Practice 语音练习	41
Section Two Dialogues 对话	42
Section Three Practice 练习	45
Section Four Daily Expressions 日常表达	46
Section Five Fun Activities 趣味活动	46
Unit 8 Teaching Activities Ⅲ Science	48
Section One Phonetic Practice 语音练习	48
Section Two Dialogues 对话	49
Section Three Practice 练习	51
Section Four Daily Expressions 日常表达	52
Section Five Fun Activities 趣味活动	52
Unit 9 Teaching Activities Ⅳ Society	54
Section One Phonetic Practice 语音练习	54

Section Two	Dialogues 对话	55
Section Three	Practice 练习	57
Section Four	Daily Expressions 日常表达	58
Section Five	Fun Activities 趣味活动	58
Unit 10	Teaching Activities V Art	60
Section One	Phonetic Practice 语音练习	60
Section Two	Dialogues 对话	61
Section Three	Practice 练习	63
Section Four	Daily Expressions 日常表达	64
Section Five	Fun Activities 趣味活动	65
Unit 11	Area Activities I Reading Area, Planting Corner and Art Area	67
Section One	Phonetic Practice 语音练习	67
Section Two	Dialogues 对话	68
Section Three	Practice 练习	72
Section Four	Daily Expressions 日常表达	72
Section Five	Fun Activities 趣味活动	73
Unit 12	Area Activities II Construction Area, Performance Area and Supermarket	75
Section One	Phonetic Practice 语音练习	75
Section Two	Dialogues 对话	76
Section Three	Practice 练习	79
Section Four	Daily Expressions 日常表达	80
Section Five	Fun Activities 趣味活动	80
Appendix	Sample Dialogues	82

Unit 1

Daily Activities I Morning Greetings and Afternoon Farewells



Section One Phonetic Practice 语音练习

1. Listen and Imitate. 听并模仿。

[ɪ] kid pick chips big sit fish

[i:] sea free heat bee feel knee

[e] egg ten dead neck men pet

[æ] bad fact and had back dad

Jim is as thin as a pin.

Which one would you like, black tea or green tea?

The cap in his hand is very expensive.

Ted has Dad's hat on his head.

2. Tongue Twister. 绕口令。

A pretty girl breeds a pretty bird.

Clean it when the bird is dirty.

Water it when the bird is thirsty.

Feed it when the bird is hungry.

The bird feels lucky and happy.

3. Pronunciation Rules. 发音规则。

连续话语中的语音规则：连读 I

在日常口语表达中，人们会将一个意群里的某些单词连在一起说出来，这称为连读。

连读的主要形式：

(1)“辅音+元音”型连读

在同一个意群里，如果相邻两词中的前一个词是以辅音结尾，后一个词是以元音开头，这就要将辅音与元音连起来读。

①Take~a look~at~it.

②I'll be back~in half~an~hour.

(2)“r / re+元音”型连读

如果前一个词是以-r 或者-re 结尾，后一个词是以元音开头，这时的 r 或 re 要发音，并与后面的元音连读。

①They're my father~and mother.

②I looked for~it here~and there.

但是，如果一个音节的前后都有字母 r，即使后面的词以元音开头，也不能连读。

The black clouds are coming nearer and nearer. (nearer 与 and 不可以连读)



Section Two Dialogues 对话

1. Pre-study Task. 学前任务。

Discuss the different ways to greet the children and say farewell to children.
(讨论幼儿教师在与孩子问候和向孩子道别时会用到的不同表达。)

2. Short Dialogues. 短对话。

Situation one: It's 8:30 in the morning. Mary, a kindergarten teacher is greeting the kids. (现在是早上八点半，玛丽是一名幼儿教师，她正在问候孩子们。)

(1)Mary: Good Morning, Kevin.

Kevin: Good Morning, Madam.

(2)Mary: How was your weekend? Lisa.

Lisa: Great! I went to the zoo with my parents and we had a good time there.

Situation two: It's 5 o'clock in the afternoon. The parents come to the kindergarten to take their children home. (现在是下午五点钟, 家长们到幼儿园接他们的孩子回家。)

(1) Mary: Have a nice weekend! See you next week!

Susan: Thank you and see you next week!

(2) Mary: See you tomorrow!

John: See you tomorrow!

3. Conversations. 长对话。

(1)

Miss Liu: Good morning, Lisa.

Lisa: Good morning, Miss Liu.

Miss Liu: Come in, please. Let me take your temperature.

Lisa: All right.

Miss Liu: It is 36.5 °C.

Lisa: Is it OK?

Miss Liu: It's fine. Now take off your coat and put it into the cabinet.

Lisa: OK, Miss Liu.

Miss Liu: Would you like to read some books or play with the toys?

Lisa: I'd like to read some books.



(2)

Miss Liu: Alex, your mother is here to take you home.

Alex: Oh, wonderful!

Miss Liu: Please put away your toys before you leave.

Alex: OK.

Miss Liu: Don't forget your backpack.

Alex: OK. Good-bye!

Miss Liu: Good-bye!



Notes:

1. How to address(称呼) your teacher?

一些学生是用“Good morning, teacher.”这句话来问候老师的, 因为使用汉语时会说: “老师, 早上好! ”。但在英语中, teacher 不可以作为称呼语, 也不是尊

称，只是职业名称。“Professor”可以作为称呼语，你可以说“Professor Li”“Professor Smith”。对于其他教师可以根据性别、婚姻状况来称呼，如“Mr. White”“Mrs. Yang”“Miss Li”，还可以直接称呼名字，如“Mary”“John”。

2. put away 放好；收起来

①Put the books away neatly on the shelf. 把书整齐地放在书架上。

②Put away clothes when you take them off. 脱下来的衣服要放好。

Words and Expressions:

farewell [feə'wel] *n.* 告别，辞别；再见；再会

kindergarten ['kɪndəgɑ:t(ə)n] *n.* 幼儿园；幼稚园

temperature ['temp(ə)rətʃə] *n.* 温度；体温

cabinet ['kæbɪnɪt] *n.* 内阁；橱柜；展览艺术品的小陈列室

backpack ['bækpæk] *n.* 背包；双肩背包

hairstyle ['heəstail] *n.* 发型



Section Three Practice 练习

1. Try to give appropriate responses to the following sentences. 对下列句子作出适当的回答。

(1) Mary: Jimmy, you look fine today.

Jimmy:

(2) Mary: Ellie, you've got a new hairstyle. How nice!

Ellie:

(3) Mary: Let's watch TV and wait for your mummy, shall we?

Lisa:

(4) Mary: Take your bus card and say good-bye to me.

Amy:

2. Role-play. 根据所给情境进行角色扮演。

Situation A: Tom 昨天生病请假，今天早上来到幼儿园，请编一个幼儿园教师 Lily 和 Tom 的晨间问候对话。

Situation B: 离园时间到了，Lisa 的妈妈还没来接她，Lisa 开始哭起来，她的老师 Lily 过来安慰她。

3. Discussion. 讨论。

When children arrive at the kindergarten in the morning, the kindergarten teachers need to check their state of health(健康状况) and check if the kids take

something dangerous(危险的) with them. This is called morning health check. Now work in groups of three or four to discuss the necessity(必要性) and the steps of morning health check.

Words for reference: flu(流感); hand-foot-mouth disease(手足口病); infect(传染); infectious disease(传染病)



Section Four Daily Expressions 日常表达

1. Good morning, Lily. You look fine! 莉莉, 早上好, 你看上去气色不错!
2. —How are you getting along / doing / keeping? 你好吗?
—Fine, thanks. And you? 很好, 谢谢! 你好吗?
3. —How are things with you? 你一切都好吧?
—Pretty good / OK, I guess. 很好 / 我觉得还可以。
4. Please put your umbrella over there. 请把你的伞放到那边。
5. Susan, your skirt is very beautiful! 苏珊, 你的裙子很漂亮!
6. Show me your hands. I'll check whether you have had your nails cut or not.
让我看看你的手, 我检查一下你的手指甲剪了没有。
7. Hello! Lily, you are wearing a new coat! I like it.
你好, 莉莉, 你穿了一件新外套! 我很喜欢这件外套。
8. It's time to go home. Please sit on your chair and wait for your mum / dad.
离园回家的时间到了。请坐在自己的椅子上等候自己的妈妈 / 爸爸。
9. John, why not come here to play with me? Your mum / dad will pick you up later.
约翰, 过来和我玩儿一会儿吧, 你妈妈 / 爸爸要晚点儿来接你。
10. Lisa, your daddy has arrived. 莉萨, 你爸爸来了。



Section Five Fun Activities 趣味活动

1. Finger-play. 手指游戏。

Counting Apples

Five red apples.

Hanging on a tree. (five fingers held up)

The juiciest apples you ever did see!

The wind came past. (shake head and look angry)

And one little apple came tumbling down.
(bend down one finger)

Four red apples. (four fingers held up)

Hanging on a tree.

...

(1) 用一只手的五个手指来表示树上的五个苹果，伸直表示苹果挂在树上，弯曲表示苹果掉落，一直数到五个手指都弯曲下来。

(2) 配合表情、动作朗读。

2. Story-telling. 讲故事。

Read the story and then retell the story to your partner. 阅读这个故事，然后向你的同伴复述这个故事。



Do You Have a Pet?

One day, a rabbit met his friend, an elephant. (R for Rabbit, E for Elephant)

R: Do you have a pet, Elephant?

E: No, I don't.

R: Do you want one?

E: Yes, I want a turtle.

R: I want a spider.

E: En, but a spider is scary.

R: But it's cool to have one.




(Just now, a spider is falling down from the tree)

E: Look, Rabbit. A spider.

R: Where is it?

E: Over your head.

R: Help! (The rabbit is very scared)





Unit 2

Daily Activities II Morning Exercises and Outdoor Activities



Section One Phonetic Practice 语音练习

1. Listen and Imitate. 听并模仿。

[p] park pack port supper simple

[b] bark back bought rubber symbol

[t] two tie town write cart

[d] do die down ride card

The doctor's daughter is standing by the door.

Time and tide wait for no man.

Betty played the piano and made everybody happy.

Table tennis is played in many places.

2. Tongue Twister. 绕口令。

The baker is making a cake.

Make a birthday cake for Kate.

The baker is baking a cake.

Bake a birthday cake for Kate

As fast as he can.

3. Pronunciation Rules. 发音规则。

连续话语中的语音规则：连读Ⅱ

不可连读的情况如下。

当短语或从句之间按意群进行停顿时，意群与意群之间即使有两个相邻的辅音与元音出现，也不可以连读。

①Is~it a hat or a cat? (hat 与 or 之间不可以连读)

②There~is~a good book in my desk. (book 与 in 之间不可以连读)

③Can you speak~English or French? (English 与 or 之间不可以连读)

练习：听并朗读下列句子，注意句子中的连读现象。

①Shall we meet at eight tonight or ten o'clock tomorrow?

②There is a pair of shoes.

③Will it take a lot of time to go downtown on foot?

④At four o'clock we had a break, and each of us had a sandwich and a cup of tea.

⑤I can't get up early in the morning.



Section Two Dialogues 对话

1. Pre-study Task. 学前任务

Discuss different expressions when organizing kids to do morning exercises and outdoor activities at the kindergarten. (讨论在幼儿园组织幼儿做早操和户外运动时可以使用不同表达方式。)

2. Short Dialogues. 短对话。

Situation one: It's 9:00 in the morning. Mary is organizing the kids to do morning exercises. (早上9点钟，幼儿教师玛丽正在组织幼儿们做早操。)

(1)Mary: Come on, Kevin. Let's do morning exercises.

Kevin: OK, Madam.

(2)Mary: Are you ready, Lisa?

Lisa: Yes, I'm ready.

Situation two: It's 10:30 in the morning. Mary is organizing the kids to do outdoor activities. (上午10点半，幼儿教师玛丽正在组织幼儿们进行户外运动。)

(1)Mary: Let's go out to play, shall we?

Susan: That's great!

(2)Mary: Please find an empty place to stand, John.

John: OK, Madam.

3. Conversations. 长对话。

(1)

Miss Liu: Let's play the ball, boys and girls.

Children: Great!

Miss Liu: Bounce the ball, Lisa.

Lisa: OK, Miss Liu.

Miss Liu: Throw the ball to me, Lisa.

Lisa: Yes, Miss Liu.

Miss Liu: Let's have a rest.

Children: Good idea!

Miss Liu: Let me wipe off your sweat.

Lisa: Thank you, Miss Liu.



(2)

Miss Liu: Good morning, boys and girls.

Children: Good morning, Miss Liu.

Miss Liu: It's time to do morning exercises, please go out and line up.

Children: OK, Miss Liu.

Miss Liu: Turn around, face me and do as I do, please.

Children: Yes, Miss Liu.

Miss Liu: Crawl on the cushion.

Children: OK, Miss Liu.

Miss Liu: Well done.



Notes:

1. wipe off 除去; 还清; 洗刷

①She wiped her tears off. 她擦掉了眼泪。

②He wiped off a drawing from the blackboard. 他将黑板上的图画擦掉了。

2. line up 排列起; 整队

①The men lined up in two lines and walked down the steps.

人们排成两队, 走下台阶。

②The general lined up his troops.

将军整好了他的队伍。

3. turn around 转身

①He turned around and left. 他转身离开。

②The car turned around the corner. 汽车转过街角。

Words and Expressions:

bounce [baʊns] *v.* 弹跳; 使弹起

sweat [swet] *n.* 汗; 水珠

face [feɪs] *v.* 面对; 面向

crawl [kraʊl] *v.* 爬行; 匍匐前行

cushion ['kʊʃən] *n.* 垫子



Section Three Practice 练习

1. Try to give appropriate responses to the following sentences. 对下列句子作出适当的回答。

(1) Mary: Jimmy, one by one, please.

Jimmy:

(2) Mary: Ellie, are you tired?

Ellie:

(3) Mary: Don't push others, Lisa.

Lisa:

(4) Mary: One step forward, Amy.

Amy:

2. Role-play. 根据所给情境进行角色扮演。

Situation A: Tom 和其他小朋友一起准备做早操了, 请编制一个早操活动时幼儿园教师 Lily 和 Tom 的对话。

Situation B: 户外活动时间到了, Lisa 想玩儿跳绳, 请编制一个跳绳活动时幼儿园教师 Lily 和 Lisa 的对话。

3. Discussion. 讨论。

When kids do morning exercises and outdoor activities at the kindergarten, the kindergarten teachers need to pay great attention to their safety. If the kids do some dangerous activities, the teachers must stop them immediately. Now work in groups of three or four to discuss how to cultivate kids' safety consciousness at the kindergarten.

Words for reference: crowded(拥挤); Safety first! (安全第一!); No pushing, no running! (不要推, 不要跑!)



Section Four Daily Expressions 日常表达

1. Line up! 排队!
2. Look ahead. Stand in a line. 向前看。对齐。
3. Move back a bit. 往后移一点儿。
4. Move up a bit. 往前移一点儿。
5. Jump high. 往上跳。
6. Make one line / two lines. 请排成一队/两队。
7. March in your place, left, right, left... 原地踏步, 左右左……
8. Ready? One, two, go! 准备好了吗? 齐步走!
9. Make a small circle. 站成一个小圈。
10. Make a big circle. 站成一个大圈。
11. At ease. Attention! 稍息。立正!
12. Please come close to each other, sit down. 请靠拢坐下。



Section Five Fun Activities 趣味活动

1. Catch the Ball. 接球游戏。

将学生分成 4~6 人为一组的教學小组, 按照游戏规则用英语组织游戏。

Let the children stand in one large circle or several small circles. The teacher, holding the ball, asks a question and throws the ball to a child. The one who catches the ball needs to answer the question and do the same actions. Teacher may help the children to use the questions that are different from pervious ones. (让幼儿围成一个大圈或几个小圈。教师手拿皮球, 向一名幼儿提问并将球扔给他/她。接球的幼儿作出回答, 向下一名幼儿提问并抛球。教师可以指导帮助幼儿提出不同的问题。)

2. Sing and Dance. 唱歌跳舞。

Rabbit Dance

Left, left, right, right,

Go, turn around,

Go, go, go.