



“十二五”普通高等教育本科国家级规划教材

# New 21st Century College English

## 全新版 21世纪 大学英语

# 4

主 编 王美娣 Vladimir Ostapowicz

视听说  
教程

 復旦大學 出版社



“十二五”普通高等教育本科国家级规划教材

# New 21st Century College English

主 编 王美娣 Vladimir Ostapowicz

**全新版** 21世纪 **4**  
大学英语  
视听说教程

 復旦大學 出版社

图书在版编目(CIP)数据

全新版 21 世纪大学英语视听说教程. 4/王美娣,[美]奥斯塔波维奇(Ostapowicz,V.)主编.  
—上海:复旦大学出版社,2013.4  
ISBN 978-7-309-09570-8

I. 全… II. ①王…②奥… III. 英语-听说教学-高等学校-教材 IV. H319.9

中国版本图书馆 CIP 数据核字(2013)第 045260 号

全新版 21 世纪大学英语视听说教程. 4

王美娣 [美]奥斯塔波维奇(Ostapowicz,V.) 主编  
责任编辑/施胜今

复旦大学出版社有限公司出版发行

上海市国权路 579 号 邮编:200433

网址:fupnet@fudanpress.com <http://www.fudanpress.com>

门市零售:86-21-65642857 团体订购:86-21-65118853

外埠邮购:86-21-65109143

常熟市华顺印刷有限公司

开本 787×1092 1/16 印张 9.75 字数 208 千

2013 年 4 月第 1 版第 1 次印刷

ISBN 978-7-309-09570-8/H·2049

定价:35.00 元

---

如有印装质量问题,请向复旦大学出版社有限公司发行部调换。  
版权所有 侵权必究

# 前言

作为“全新版21世纪大学英语系列教材”之一的《全新版21世纪大学英语视听说教程》和《全新版21世纪大学英语视听说教师参考书》各四册及《基础视听说教程》与《基础视听说教师参考书》，每册共有八个单元，按主题编排，强调听和说的训练力度，旨在全面培养学生的英语视听说能力。

《全新版21世纪大学英语视听说教程》每一单元由五个板块组成，即视频导入 (Lead-in)、视听说 (Watching, Listening & Speaking)、语言文化的同化 (Cultural Assimilation)、补充视听说 (Extensive Watching, Listening & Speaking)、演示、发言和辩论 (Making an Oral Presentation/Debate)。每一板块分别由一系列精心设计的课堂教学活动组成，自成一个主题体系，从而达到编者设计的目的。

**第一板块**，旨在展示一段视频、音频或一组图片，引出在英语口语中说什么和怎么说 (what to say and how to say) 的切入点，并通过师生的互动，掌握一些语言相关的知识。

**第二板块**，旨在展示电影或电视剪辑视频，让学生接触原汁原味的地道英语口语，同时将注意力集中在某些功能表意语言方面。在此基础上，拓宽该语言的多样性，并通过一系列的课堂实践活动来提高、增强学生的英语口语表达能力。

**第三板块**，旨在让学生通过电影或电视剪辑视频直接观察与语言相关的文化，在语言中学习文化，在文化中学习语言。

**第四板块**，旨在给学生提供一个扩大语言接触面和增加实践的机会，从而起到一个巩固、习得的作用。

**第五板块**，旨在衔接学生自己打造演示、发言和辩论的平台，让学生更直观地了解语言运用中方方面面的问题，并通过一系列具有广度和深度的课堂活动，掌握用英语演示、发言和辩论的技能。

总体而言，《全新版21世纪大学英语视听说教程》具有以下几个特点。

1. **精心设计**。充分考虑视听说课堂教学空间的开拓和内容的充实。
2. **选材恰当**。在原版电影和电视中精心挑选、剪辑视频材料，生动展示原汁原味的地道英语口语。
3. **编排合理**。强调主题教学的整体性，即课堂活动在纵向和横向上力争主题的系统化，确保循序渐进，学有所得。
4. **语言文化的融合**。语言学习和文化同化交融在一起，充分体现文化学习是外语学习重要组成部分的教学理念。
5. **演示、发言和辩论能力的培养**。创造性地在视听说教程中给学生打开一扇新窗户。每一单元都将展示一个演示、发言或辩论的独特视角，并通过课堂的互动和实践，帮助学生了解和掌握这一方面的知识和技能。

《全新版21世纪大学英语视听说教程》和《全新版21世纪大学英语视听说教师参考书》系列由复旦大学梁正溜教授、王美娣副教授和美籍技术作家（technical writer）Vladimir Ostapowicz 主编，并由众多一线教师参与编写。希望使用本书的教师和学生在使用过程中不断提出宝贵意见和建议，以便编者在日后的修订中做得更好。

编者

2013年4月

# 使用说明

本书为《全新版21世纪大学英语视听说教程》第四册，供一学期教学使用。全书共有八个单元。每一单元由五个板块组成，即视频导入 (Lead-in)、视听说 (Watching, Listening & Speaking)、语言文化的同化 (Cultural Assimilation)、补充视听说 (Extensive Watching, Listening & Speaking)、演示、发言和辩论 (Making an Oral Presentation/ Debate)。其使用说明概括如下：



## 1. 视听内容使用：

1) 点击激活相对应的教学活动；2) 根据学生的实际英语水平，灵活掌握播放次数；3) 为了确保学生的理解，甚至可以实行多次暂停。

## 2. 课堂预制活动：

**第一、二、三板块** 1) 本册教材的课堂设计具有多样性，应充分发挥每项活动的特色；2) 生词和词组的处理应根据学生的实际情况，采取灵活策略，切忌采用千篇一律的解释方法。可结合教师自身的教学经验，采取一种独特的处理方法，例如，让学生说出那些熟悉或不熟悉的单词和词组，并将其激活该教学活动；3) 教师提问分两类，无绝对答案的开放式和参考答案提供式。但是，无论哪一种形式，都需基于互动之上。其目的是充分体现视听说中说的关键一环；4) 刻意彰显该三个板块里纵向走势的功能表意语言 (Functional & Notional Language)，使学生不仅掌握说什么，而且掌握怎么说 (what to say and how to say) 的语言知识和技能；5) 尽量回避机械性对答案的教学活动。答案在主题思想交流和学习的活动中是一个副产品，应自然冒出。

**第四板块** 1) 语言相关文化板块的价值在于观察和模仿 (Observation and Imitation)，应引导学生观察语言和文化之间的整体性；2) 让学生在直观和实践中体验与语言相关的文化。

**第五板块** 1) 演示、发言和辩论板块横向自成体系，具有延续性和连续性；  
2) 每一单元只侧重演示或辩论某一实际问题，在时间和空间上保证了深层次的探索与挖掘，并通过课堂活动帮助学生深刻领悟这方面的真谛。

### 3. 互动

互动是视听说课堂之魂，它桥接了视听信息和纸质信息，并贯穿所有的教学活动。互动促成有机的教学整体，展现本教材所追求的真正意义上的视听说三维立体教学效果。互动的形式可采取多种多样，但其性质是双向或多向的。

教师可根据各学校学生的实际情况，在授课中灵活选用相关内容。

编者

2013年4月

# Contents

<b>Unit One</b>	<b>Peace on Earth and Goodwill Toward All</b>	<b>1</b>
Section One	Lead-in	2
Section Two	Watching, Listening & Speaking	4
Section Three	Cultural Assimilation	11
Section Four	Extensive Watching, Listening & Speaking	15
Section Five	Making an Oral Presentation	19
<b>Unit Two</b>	<b>Take Care of the Earth and She Will Take Care of You</b>	<b>21</b>
Section One	Lead-in	22
Section Two	Watching, Listening & Speaking	24
Section Three	Cultural Assimilation	30
Section Four	Extensive Watching, Listening & Speaking	33
Section Five	Making an Oral Presentation	37
<b>Unit Three</b>	<b>Take Me to Your Heart</b>	<b>40</b>
Section One	Lead-in	41
Section Two	Watching, Listening & Speaking	43
Section Three	Cultural Assimilation	47
Section Four	Extensive Watching, Listening & Speaking	51
Section Five	Making an Oral Presentation	54
<b>Unit Four</b>	<b>Knowledge Is Power</b>	<b>59</b>
Section One	Lead-in	60
Section Two	Watching, Listening & Speaking	62
Section Three	Cultural Assimilation	66
Section Four	Extensive Watching, Listening & Speaking	70



Section Five Making a Debate 74

## **Unit Five Swifter, Higher, Stronger 77**

Section One Lead-in 78

Section Two Watching, Listening & Speaking 79

Section Three Cultural Assimilation 85

Section Four Extensive Watching, Listening & Speaking 88

Section Five Making an Oral Presentation 91

## **Unit Six Find What You Love 94**

Section One Lead-in 95

Section Two Watching, Listening & Speaking 97

Section Three Cultural Assimilation 102

Section Four Extensive Watching, Listening & Speaking 105

Section Five Making an Oral Presentation 109

## **Unit Seven Science Knows No Boundaries 112**

Section One Lead-in 112

Section Two Watching, Listening & Speaking 115

Section Three Cultural Assimilation 120

Section Four Extensive Watching, Listening & Speaking 123

Section Five Making a Debate 127

## **Unit Eight Finance Is for Everyone 130**

Section One Lead-in 131

Section Two Watching, Listening & Speaking 133

Section Three Cultural Assimilation 140

Section Four Extensive Watching, Listening & Speaking 142

Section Five Making an Oral Presentation 145

# Unit One

## Peace on Earth and Goodwill Toward All

— Why do people celebrate holidays and festivals?



### Objectives

**This unit is intended to help students**


1. understand and use the language as spoken of holidays, traditions, and symbols;
2. appreciate the rich variety of words and expressions in the English language related to holiday greetings and best wishes;
3. get familiar with videos and audios that focus on significant holidays in the Western culture and compare them with major holidays and festivals in the Chinese culture;
4. enjoy the video clips that show some American and Chinese holidays and songs about holidays;
5. have an opportunity to express opinions on how they feel about holidays and their personal recollections on how they celebrate holidays with their families or friends.

## Section One


### Lead-in

#### Activity 1: Photo Talk

**Directions:** Look at the photos and discuss with your partner the major Western holidays, beliefs, traditions and symbols that you're familiar with. The following questions are for your reference.



What are these holidays?



#### Activity 2: Questions for Discussion

**Directions:** Have a talk over the following questions.

1. Do you recognize the holidays in the photos? What do you know about them?

2. What Western holidays have become popular in China in recent years? Who enjoys those holidays more?

3. What are the major traditional Chinese holidays or festivals?

**Activity 3: Comprehensive Listening**

**Directions:** Listen to the passage *Major Holidays in the U.S.* carefully and fill in the chart. Getting to know the following useful language first might be helpful before you proceed.

**Major Holidays in the U.S.**



Useful Language	
commemorate /kə'meməreit/ v.	纪念
decorate /'dekəreit/ v.	装饰
grave /greɪv/ n.	坟墓
firework /'faɪəwɜ:k/ n.	焰火
parade /pə'reɪd/ n.	游行

Holiday	Month	Date
New Year's Day	January	the first day of January
Martin Luther King's birthday		the third _____ in January
Valentine's Day	February	February 14th
_____ Day		the 3rd Monday of February
	March / April	first Sunday after the first full moon after March 20
Memorial Day	May	the last _____ in May
Flag Day	June	June 14th
_____ Day	July	the Fourth of July
	August	

Holiday	Month	Date
Labor Day	September	the _____ Monday in September
Columbus Day	October	The 2nd Monday of October October 31st
Veteran's Day	November	November 11th
_____ Day		the 4th Thursday in November
Christmas	December	December _____

## Section Two

### Watching, Listening & Speaking

#### Video One

#### Christmas Traditions



#### Activity 1: Watching and Listening for Comprehension

**Directions:** You are going to watch a geobeats video clip *Christmas Traditions* (2'56").

Listen carefully to grasp the message and get ready for the follow-up activities.

Before that, getting to know the following useful language first might be helpful.

Useful Language	
converge /kən'vɜ:dʒ/ v.	聚集
immaculate /i'mækjʊlɪt/ a.	无瑕的
be eloquently recounted in the gospel of Luke	在路加福音中得到充分的描述
Joseph and the Blessed Mother Mary	约瑟夫和圣母马利亚
stable /'steɪbl/ n.	马厩

be swaddled and tucked into a manger	用襁褓包起来后被放在一个马槽里
proclaim /prə'keɪm/ v.	宣布
sleigh /sleɪ/ n.	雪橇
Saint Nicholas /seɪt/ 'nɪkələs/	圣尼古拉斯
the Bishop of Myra	迈拉主教
attribute /ə'trɪbjʊ:t/ n.	特性
mantle /'mæntl/ n.	覆盖物
miller /'mɪlə/ n.	磨坊主人
the prospective groom	准新郎
the customary dowry	传统嫁妆
joyful /'dʒu:bjʊlənt/ a.	欣喜的
commission /kə'mɪʃən/ v.	委托
illustration /,ɪləs'treɪʃən/ n.	插图

### Activity 2: Watching and Listening for Main Ideas

**Directions:** Watch the video a second time and choose the best answer.

- Where was Jesus Christ born?
  - At an inn.
  - At a roadside.
  - In a stable.
  - In a horse-drawn carriage.
- Who was Santa Claus mostly inspired by?
  - Luke.
  - Sir Henry Cole.
  - John Callcott Horsley.
  - Saint Nicholas.
- What gift did Saint Nicholas leave in the stockings of the miller's daughters?
  - Gold coins.
  - Greeting cards.
  - Wedding dress.
  - Wedding jewelry.
- Why did the practice of sending Christmas cards immediately gain popularity?
  - Because of its heartfelt greetings.
  - Because of its low cost.
  - Because of its creative illustration.
  - Because of its convenient shipping.

### Activity 3: Watching and Listening for Specific Information

**Directions:** Watch the video again and answer the questions by filling in the blanks.

- According to Luke, why were Joseph and the Blessed Mother Mary traveling?  
Joseph and the Blessed Mother Mary were traveling to \_\_\_\_\_ to their Roman rulers.
- What is the popular image of Santa Claus?  
The Santa Claus we see today, with his jolly belly, \_\_\_\_\_ beard, and sleigh,

has actually been inspired by many great people in our history, the most \_\_\_\_\_ being Saint Nicholas.

3. What earned Nicholas the honor of becoming the Bishop of Myra?

Devoting his life to \_\_\_\_\_ earned him the honor of becoming the Bishop of Myra.

4. Why do people hang stockings, according to the most widespread customs of Christmas?

Among the most widespread customs of Christmas is hanging stockings on the mantle on Christmas Eve to \_\_\_\_\_ by Santa Claus.

5. How did the tradition of Christmas card get started?

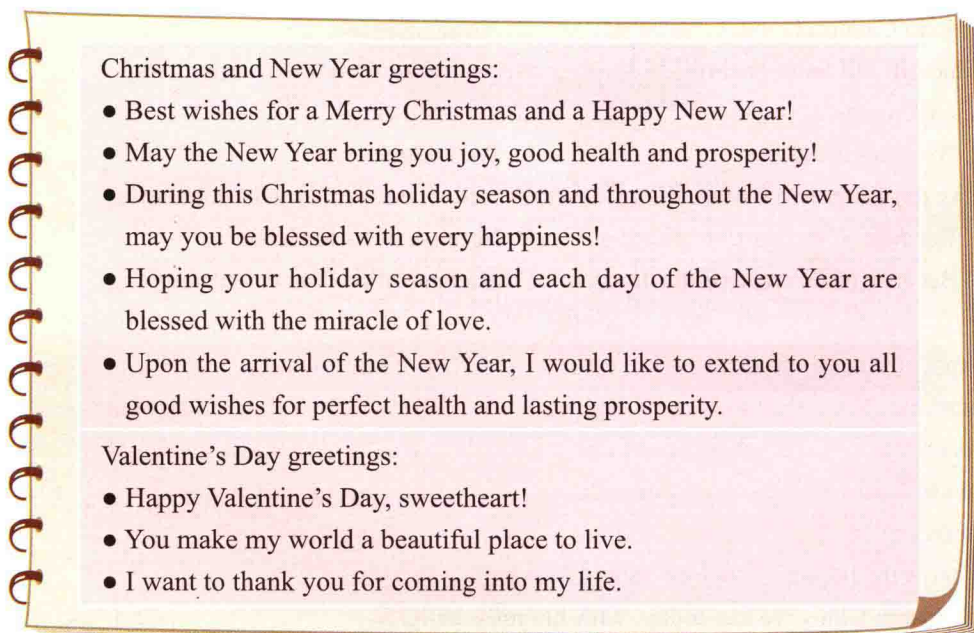
Christmas cards got their start in the 1840's by Sir Henry Cole. He commissioned the artist John Callcott Horsley to make a greeting with \_\_\_\_\_ and a \_\_\_\_\_.

6. Cards are a perfect way to do what?

Now cards are available for every occasion and are a perfect way to convey \_\_\_\_\_.

#### Activity 4: Functional and Notional Language

**Directions:** Holidays are the time to send greetings and express best wishes to your loved ones. Some greetings are more prevalent than others, depending on the cultural and religious status of any given area. Typically, a greeting consists of the word "Happy" followed by the holiday, such as "Happy New Year", although the phrase "Merry Christmas" is a notable exception. The following are some examples of holiday greetings and best wishes.



- You are the most precious gift God has given me. I will love you forever.

- Kisses and hugs on this special day. Happy Valentine's Day!

Mother's Day greetings:

- Happy Mother's Day Mom! Want you to know that you are loved by me.

- Thanks for being there through the tears, laughter and dirty diapers. Happy Mother's Day!

- You've seen me laugh, you've seen me cry, and always you were there with me. I may not have always said it, but thanks and I love you. Happy Mother's Day!

- My mom is a never-ending song in my heart of comfort, happiness, and being.

- Happy Mother's Day! Nobody knows of the work it makes to keep the home together. Nobody knows of the steps it takes, nobody knows but mother.

Father's Day greetings:

- It is easier for a father to have children than for children to have a real father. I'm glad to have you dad. Happy Father's Day!

- Father's Day is a very special day. Here's a great hug and lots of kisses too. Each one says I love you!

- One father is more than a hundred schoolmasters.

- Small boys become big men through the influence of big men who care about small boys.

- Dad... Sending you loads and loads of hugs, because you are simply the best. Happy Father's Day!

### Activity 5: Observation and Discussion

**Directions:** Match the American holiday with the picture that it represents, and then choose one of the holidays and discuss with your partner what kind of greetings and best wishes you would like to send to your loved ones.



Holiday	Picture of the Holiday
New Year's Day	<p>A</p> 
Valentine's Day	<p>B</p> 
President's Day	<p>C</p> 
Easter	<p>D</p> 
Mother's Day	<p>E</p> 
Memorial Day	<p>F</p> 