


亚马逊No.1语音书《美语发音13秘诀》作者Ann Cook又一力作!

# American Accent



# Training: Grammar

## 美语发音秘诀:语法

Ann Cook ● 著

- ★ 如果你语音语调正确，一张口却都是语法错误
- ★ 如果你熟知语法规则，却无法将其应用到日常交流中
- ★ 如果你想要一本既讲解语法规则，又教授发音技巧的书
- ★ 如果你想成为语音、语法双面达人

那么，这本书是你的最佳选择!

打破语音、语法脱节的学习模式，  
让你的口语、书面语同步提高!




北京语言大学出版社  
BEIJING LANGUAGE AND CULTURE  
UNIVERSITY PRESS



新东方  
XDF.CN

# American Accent Training: Grammar

## 美语发音秘诀:语法



Ann Cook ● 著



北京语言大学出版社  
BEIJING LANGUAGE AND CULTURE  
UNIVERSITY PRESS

**图书在版编目(CIP)数据**

美语发音秘诀:语法 / (美)库克(Cook, A.)著;  
樊英波译. —北京:北京语言大学出版社, 2011. 12  
书名原文: American Accent Training: Grammar  
ISBN 978-7-5619-3129-5

I. 美… II. ①库…②樊… III. ①英语—发音—  
美国②英语—语法—美国 IV. H31

中国版本图书馆 CIP 数据核字 (2011) 第 190764 号

**版权登记:图字 01—2010—0397 号**

AMERICAN ACCENT TRAINING; GRAMMAR (WITH 1 MP3) BY ANN COOK  
Copyright: © 2009 BY ANN COOK  
This edition arranged with BARRON'S EDUCATIONAL SERIES, INC.  
through Big Apple Tuttle-Mori Agency, Inc., Labuan, Malaysia.  
Simplified Chinese edition copyright:  
2011 Beijing Language and Culture University Press  
All rights reserved.

**书 名:** 美语发音秘诀:语法  
**著 者:** 安·库克  
**责任编辑:** 李 亮  
**封面设计:** 大愚设计+黄 蕊

---

**出版发行:** 北京语言大学出版社

**社 址:** 北京市海淀区学院路 15 号 **邮政编码:** 100083

**网 站:** www.blcup.com

**电 话:** 发行部 (010)62605588 /5019 /5128

编辑部 (010)62605189

邮购电话 (010)62605127

读者服务信箱 bj62605588@163.com

**印 刷:** 北京慧美印刷有限公司

**经 销:** 全国新华书店

---

**版 次:** 2011 年 12 月第 1 版 2011 年 12 月第 1 次印刷

**开 本:** 787 毫米×1092 毫米 1/16 **印张:** 22.5

**字 数:** 400 千

**书 号:** ISBN 978-7-5619-3129-5

**定 价:** 42.00 元

---

**版权所有 侵权必究**

如有缺页、倒页、脱页等印装质量问题,请拨打服务热线:010-62605166。

# 新东方图书策划委员会

主任 俞敏洪

委员 (按姓氏笔画为序)

王文山 王 强

包凡一 仲晓红

沙云龙 陈向东

邱政政 汪海涛

周成刚 徐小平

谢 琴 窦中川

# Table of Contents

## Overview

<b>概述</b> .....	<b>1</b>
What Is Grammar? 什么是语法? .....	3
Simplified Terminology 简化的术语 .....	4
Chapter Structure 章节结构 .....	4
Visual Grammar 视觉语法 .....	6
The Verb Map 动词地图 .....	9
Integrating Grammar and Speech 融合语法和口语 .....	10
Vowel Chart 元音表 .....	11
Sample Curriculum 课程安排范例 .....	12
Tests 测试 .....	13
Where Do I Start? 我从哪里开始? .....	13
Consonant Chart 辅音表 .....	21
Telephone Tutoring 电话指导 .....	22

## Chapter 1: Simple Nouns and Verbs

<b>简单的名词和动词</b> .....	<b>23</b>
Dictation 听写 .....	23
Story 故事 .....	23
Word Order and Story Order 词序和故事顺序 .....	25
Intonation and Phrasing 语调 .....	26
Pronunciation æ ä ər th æ ä ər th 的发音 .....	26
Word Connections 单词连读 .....	27
Nouns Singular/Plural 名词的单复数形式 .....	29
Pronunciation S / Z in Plurals 复数末尾S的发音 .....	30
A / An or The A / An或The .....	33
This / That / These / Those .....	33
Phrasing 语调 .....	34
Questions (Who / What) 疑问句(Who / What) .....	34
Pronouns 代词 .....	35
Verbs Simple Present / Verb to Be 动词: 一般现在时/be动词 .....	41
Contractions 缩略式 .....	44
Negatives 否定式 .....	45
Questions Y / N Subject 用Yes/No来回答的疑问句 .....	46
Question Tags 反意疑问句 .....	47
Time Words 时间副词 .....	48
Test 测试 .....	50
Essay 写作 .....	52

## Chapter 2: Modified Nouns and Main Verbs

<b>被修饰的名词和主动词</b> .....	<b>53</b>
Dictation 听写 .....	53
Story “The Incident in Venice” 故事：“威尼斯事件” .....	53
Intonation Staircase 阶梯状语调 .....	54
High Frequency Words 高频词 .....	54
Nouns and Pronouns 名词和代词 .....	55
Descriptions 描述语 .....	55
Compound Nouns 复合名词 .....	56
Pronoun Review 复习代词 .....	58
Prepositions of Location 方位介词 .....	59
There Is / There Are .....	60
Basic Conjunctions 基本的连词 .....	61
Verbs Simple Present / Main Verb 动词：一般现在时/主动词 .....	62
Emphatic 强调句 .....	67
Can .....	67
Infinitives 不定式 .....	68
Negatives 否定式 .....	68
Contractions 缩略式 .....	69
Questions Y/N 用Yes/No来回答的疑问句 .....	70
Question Tags 反意疑问句 .....	72
Imperatives 祈使句 .....	74
Test 测试 .....	75
Essay 写作 .....	77

## Chapter 3: Comparisons and the Past

<b>比较级和过去时</b> .....	<b>79</b>
Dictation 听写 .....	79
Story “Max’s Diet” 故事：“Max的饮食” .....	79
Accent Squeezed Out Syllables 发音：略读音节 .....	80
Nouns Singular and Plural 名词的单复数形式 .....	80
A / An or The A / An或The .....	82
Comparisons 比较级 .....	83
Prepositions of Direction 方向介词 .....	87
Verbs Simple Past 动词：一般过去时 .....	89
Emphatic 强调句 .....	92
Negatives 否定式 .....	92
Negative Contractions 否定的缩略式 .....	93
Questions Y/N 用Yes/No来回答的疑问句 .....	94
Question Tags 反意疑问句 .....	96

Middle “l” Pronunciation 单词中间“l”的发音	98
Get (phrasal verb) Get(短语动词)	99
Time Words 时间副词	100
Test 测试	101
Essay 写作	104

## Chapter 4: Noun Countability and Continuous Verb Forms

### 名词的可数性和动词的进行时形式 105

Dictation 听写	105
Story “The Windshield Incident” 故事：“挡风玻璃事件”	105
Pronunciation: Reduced Vowels 发音：弱读元音	106
Nouns Countable/Uncountable 可数和不可数名词	107
Much / Many	110
Prepositions of Time 时间介词	111
Prepositions of Manner 方式介词	111
Jack and the Beanstalk (Modifiers) 杰克与魔豆(修饰语)	111
Accent Noun / Verb Intonation 发音：名词/动词语调	113
Reading Comprehension 阅读理解	113
Pronunciation Th Th的发音	114
Accent Intonation and Meaning 发音：语调和意思	115
Verbs Continuous (Present / Past) 动词：现在进行时/过去进行时	116
Negative Contractions 否定的缩略式	118
Questions 疑问句	119
Get with the Continuous (phrasal verb) Get和进行时(短语动词)	122
Questions What / Who Subject 用What / Who对主语提问的疑问句	124
Questions Y/N 用Yes/No来回答的疑问句	125
Questions 5 W Object 用5个以W开头的疑问词对宾语提问的疑问句	126
How + Adjective How+形容词	127
How + Adverb + Adjective How+副词+形容词	127
Test 测试	127
Essay 写作	130

## Chapter 5: Future Tense, Comparisons and Modifiers

### 将来时，比较级和修饰语 131

Dictation 听写	131
Story “The Motorcycle Accident” 故事：“摩托车事故”	131
Nouns Descriptions and Compounds 名词：描述语和复合名词	132
Intonation 语调	132

Word Order 词序 .....	135
More Conjunctions 更多连词 .....	136
How Much / How Many / How Often ☺ .....	137
Both / Each / Either / Too / Neither .....	141
Forms of Use Use的几种形式 .....	142
Countable / Uncountable 可数/不可数 .....	143
Eureka (Modifiers / Articles) 我找到了! (修饰语/冠词) .....	146
<b>Verbs Simple Future (2 forms) 动词: 一般现在时(两种形式)</b> .....	147
Negatives 否定式 .....	148
Negative Contractions 否定的缩略式 .....	149
Two Futures (Will / Going to) 将来时的两种形式(Will / Going to) .....	150
Future Unreal Duo (If) 将来非真实双重时态(If) .....	153
Grammar in a Nutshell 语法小结 .....	154
Do / Make .....	157
Stand (phrasal verb) stand(短语动词) .....	158
<b>Test 测试</b> .....	159
<b>Essay 写作</b> .....	161
<b>Midterm Exam 中期测验</b> .....	162

## Chapter 6: Indirect Speech and the Unreal Duo

### 间接引语和非真实双重时态 ..... 166

Dictation 听写 .....	168
Story "The Italian Incidents" 故事: "意大利事件" .....	168
<b>Nouns 名词</b> .....	168
Intro Phrases 引入语 .....	169
Noun Phrases (Joined with That) 名词短语(与That连接) .....	169
Noun Phrases (Indirect Speech) ☺ 名词短语(间接引语) .....	170
Noun Phrases (Indirect Questions) ☺ 名词短语(间接疑问句) .....	171
Question Review 复习疑问句 .....	174
So / Such .....	174
<b>Verbs Present Unreal Duo (If) 动词: 将来非真实双重时态</b> .....	175
Hope / Wish .....	178
Opinion Words (Probability) 观点词(可能性) .....	179
Opinion Words (Obligation) 观点词(义务) .....	180
Three Verb Forms 三种动词形式 .....	181
Say / Tell / Speak / Talk .....	182
Verbs of Perception 感官动词 .....	183
Take / Have .....	186
Take (phrasal verb) take(短语动词) .....	187
<b>Test 测试</b> .....	188
<b>Essay 写作</b> .....	190



## Chapter 7: Reverse Modifiers and Opinion Words

<b>后置修饰语和观点词</b> .....	<b>192</b>
Dictation 听写 .....	192
Story “The Boy Who Cried Wolf” 故事：“狼来了” .....	192
Pronunciation (What / But / That) 发音：(What / But / That) .....	193
<b>Nouns Reverse Modifiers (That / Who) 名词：后置修饰语(That / Who)</b> .....	<b>194</b>
Compacting Sentences (That / Who) 压缩句(That / Who) .....	197
How Does It Work? 它运行得怎么样? .....	199
5 Ws and How Review 复习5个以 W开头的词和How引导的疑问句 .....	200
Some / Any .....	202
Time Words 时间词 .....	204
<b>Verbs Present Real Duo 动词：现在非真实双重时态</b> .....	<b>208</b>
The V Sound V这个音 .....	211
There Is / It Has .....	211
There Is / It Is .....	213
Verb Review 复习动词 .....	214
Present to Past Tense 将现在时变为过去时 .....	216
Tags 反意疑问句 .....	217
Turn (phrasal verb) Turn(短语动词) .....	218
<b>Test 测试</b> .....	<b>219</b>
<b>Essay 写作</b> .....	<b>222</b>

## Chapter 8: Complex Intonation, the Past Unreal Duo, and the Causative

<b>综合语调、过去非真实双重时态和使役动词</b> .....	<b>224</b>
Dictation 听写 .....	224
Story “The Flower Incident” 故事：“送花事件” .....	224
<b>Nouns 名词</b> .....	<b>225</b>
Common Courtesy 常用礼貌用语 .....	225
<b>Accent Intonation and Attitude 发音：语调和态度</b> .....	<b>227</b>
<b>Pronunciation L &amp; R L和R的发音</b> .....	<b>227</b>
<b>Accent 2-to 5-Word Intonation 发音：由2到5个单词组成的短语的语调</b> .....	<b>230</b>
How + Adjectives How+形容词 .....	235
Nouns to Verbs (-en) 把名词变成动词(加-en) .....	236
Prepositions 介词 .....	237
<b>Verbs Past Unreal Duo 动词：过去非真实双重时态</b> .....	<b>244</b>
Causative 使役 .....	246
<b>Test 测试</b> .....	<b>250</b>
<b>Essay 写作</b> .....	<b>252</b>

## Chapter 9: Comprehension and Reported Speech

### 理解和间接引语 ..... 254

Dictation 听写 .....	254
Story “The Bodyguard Incident” 故事：“保镖事件” .....	254
Nouns Comprehension Exercises 名词：理解练习 .....	255
Listening Comprehension 听力理解 .....	255
Reading Comprehension 阅读理解 .....	258
Verbs Reported and Indirect Speech 动词：间接引语 .....	262
Past Unreal Duo 过去非真实双重时态 .....	263
Three Theres / Four 2s / Four Hads 3个There / 4个2 / 4个had .....	265
Four Woulds / Seven Bes 4个Would / 7个Be .....	266
Grammar in a Bigger Nutshell 语法扩展 .....	269
Give .....	272
Test 测试 .....	272
Essay 写作 .....	274

## Chapter 10: Comprehension and the Passive Voice

### 理解和被动语态 ..... 276

Dictation 听写 .....	276
Story “The Army Incident” 故事：“军队事件” .....	277
Accent Nasal Consonants 发音：鼻辅音 .....	277
The Held T 被抑制的T音 .....	278
Nouns 名词 .....	279
Only .....	280
Doubt and Question 怀疑和疑问 .....	281
Prefixes and Suffixes 前缀和后缀 .....	282
Verbs Passive 动词：被动语态 .....	286
Six Useful Verbs 六个常用动词 .....	289
Past Duo 过去双重时态 .....	290
Future Real Duo 将来真实双重时态 .....	291
Verb Review 复习动词 .....	293
Test 测试 .....	295
Essay 写作 .....	297
Outline Format 大纲样式 .....	298
Writing Structure Checklist 写作注意事项 .....	299
Technical Editing Checklist 修改注意事项 .....	299
Final Exam 最终测验 .....	300
Answer Key 答案 .....	306
Grammar Glossary 语法词汇表 .....	342

**Overview 概述****Track 001**

Welcome to *American Accent Training: Grammar*. This book and CD set is designed to teach you to speak standard American English. Everything is explained and a complete answer key is in the back of the text. At any point, you can call (001) 800-457-4255 for support.

欢迎使用《美语发音秘诀：语法》，这本书及其配套CD旨在教你学会说标准的美式英语。本书讲解的内容无所不包，并在书后提供了完整的参考答案。你随时可以拨打我们的电话寻求帮助。在中国大陆请拨打001-800-457-4255，在美国本土请拨打800-457-4255。

**"I hate grammar. It's boring." "我讨厌语法，因为它很枯燥。"****Track 002**

Studying grammar rules is, for most people, not fun. This method stays as far away from memorization as possible, and lets you jump right into applying and using the techniques in actual speech. After all, in conversation, you're not going to think, "Was that modifier dangling?" or "Hmm, was that subjunctive pluperfect enough?"

对大多数人来说，学习语法规则并不好玩。本书的学习方法尽可能地避开死记硬背，让你从一开始就直接在实际语境中运用所学技能。毕竟，与人交谈的时候你不会去想“那个修饰语用得恰当吗？”或者“唔，那里用虚拟的过去完成时够了吗？”

**"Is this just a grammar book?" "这只是本语法书吗？"**

No, this isn't just a grammar book. You will learn vocabulary, sentence types, story order, logic, intonation, word connections, and pronunciation. Your comprehension and listening skills will become sharp and accurate. Your writing will become crisp and detailed, yet concise and to the point. When you apply all the techniques in this book, your writing and speaking will be fluent, logical, and easily understood.

不，这不仅仅是一本语法书，因为你还会学到词汇、句型、故事顺序、逻辑、声调、单词连读以及发音。你的理解力和听力会变得既敏锐又准确。你的作文也会变得干脆利落、细节丰富，并且语言简洁、切中主题。当你把书里介绍的所有技能都用上以后，你的作文和口语都会变得无比流畅、富有逻辑性，并且清晰易懂。

**"But I've already studied grammar..."****Track 003****"但我已经学过语法了……"**

Studying grammar in the traditional way doesn't do much for many students, and that's why we've come up with an entirely new approach. You know how when you're in a new town or in a shopping mall, there is a map on a pedestal with an arrow indicating "You Are Here"? The problem most students have is that they are literally lost in the language. They know some of the details, but they don't really know how the puzzle pieces fit together. In other words, they lack a good understanding of the big picture of English. This book provides a visual map, so you always know right where you are.

对于很多学生来说，传统的语法学习方法用处不大，所以我们才研究出了这一整套新方法。你有过这种经历吗？当你身处一个陌生的城市或者大型商场时，看到建筑物的基座上画着一张地图，上面有个箭头提示说“你在这儿”。对于大多数学生来说，他们面临的问题是他们其实已经迷失在语言中了。他们只知道其中的一些细节，但却不知道整个拼图是怎样拼出来的。换句话说，他们对英语

这张大拼图缺乏整体的理解。本书则为你提供了一张看得见的地图，这样你就始终知道自己的确切位置了。

### “English is too hard.” “英语太难了。”

English has about half a million words, but nobody uses all of them. The average educated person only uses about 2,500 high-frequency words, many of which you may already know. By starting with the basic structures presented here, along with the high-frequency vocabulary, you will quickly learn how to make simple, 100% accurate sentences. By gradually building on the perfect foundation with different vocabulary, you will soon be able to express yourself easily.

英语总共约有50万个单词，但没人会每个单词都用。一个受过中等水平教育的人一般只使用约2500个高频词汇，而这些词中的很多你都已经知道了。有了这些高频词作基础，在你开始学习本书介绍的基本结构之后，你很快就能写出简单但百分百正确的句子。然后逐渐在这个完美的基础上扩充自己的词汇量，你很快就能表达自如了。

### “I can't understand when Americans talk to me.”

Track 004

### “美国人跟我说话的时候我听不懂。”

Although this is a grammar book, it takes a singularly auditory approach. The exercises are also on the CD, so you will learn to hear the sounds, rhythms, patterns, structures, and vocabulary of spoken American English.

虽然这是一本语法书，但它采用了独特的听力训练法。本书的练习题也都在CD上，所以你可以从中学到美式英语口语的发音、节奏、模式、结构以及词汇。

### “How long will this take?” “学完这本书要多久？”

The amazing thing about this approach is, because you will quickly understand where you are in the language-learning process—*what you already know and what areas you still need to study*—you will be able to fill in the gaps in a couple of months.

这种训练法的神奇之处在于：因为你会很快知道自己处在语言学习过程中的哪个位置——哪些是你已经知道的，而哪些是你还要继续学习的，所以只要花上几个月，你就可以查完漏、补欠缺。

### “How do I know what to do?” “我怎么知道要做什么？”

Clear instructions are given for each lesson. Each exercise is reviewed from seven different perspectives: vocabulary, grammar, word order, story order, intonation, word connections, and pronunciation. This is essentially the way you learned your first language as a child.

本书的每一课都给读者提出了明确的指示，而每道练习题也都从以下七个不同的角度对知识进行了复习：词汇、语法、词序、故事顺序、声调、单词连读以及发音。这其实就是你儿时学习母语的方法。

### “Where am I now?” “我现在处在什么位置？”

It's natural to wonder where you are in something as big as a language, especially when it's your second language. To help with that, we use the simple icons ◀●▶ to indicate where you are on the language map. (See page 7.)

想知道自己把一门庞大的语言学习到了什么程度是理所当然的事，尤其当它是你的第二语言时。为了帮助读者，我们用很简单的图标◀●▶来指示你在语言地图中的位置(见第7页)。

The structure of the chapters themselves will orient you to what you already know, what there is to learn, and how the puzzle pieces fit together.

各章节的安排本身也可以帮助你了解哪些是你已经知道的，哪些是你还要学习的，以及大拼图是如何拼出来的。

## What Is Grammar? 什么是语法?

Track 005

American Logic	美国人的逻辑
Words	单词
ABCs	字母

Grammar is a combination of the eight parts of speech: nouns, pronouns, adjectives, verbs, adverbs, prepositions, conjunctions, and interjections. Think of these eight parts as the building blocks that you will use to construct your sentences.

语法就是把八类词组合在一起的方法，这八类词分别为：名词、代词、形容词、动词、副词、介词、连词和感叹词。试着把这八类词看作你造句用的砖瓦吧。

We start out with a very simple three-block foundation (noun-verb-noun), and, bit by bit, you add blocks until you have a solid, well-constructed sentence. Our goal is clear, direct speech, not flowery language.

我们先从最简单的三块砖结构(名词—动词—名词)开始，然后再一点点往上添砖加瓦，直到造出牢固、结构良好的句子。我们的目标是明白、直接的语言，而不是华丽的词藻。

The starting point—the first two building blocks—are nouns and verbs. It's important to realize how many ways these two building blocks can be used.

这个方法的起点——即头两块砖——是名词和动词，知道这两块砖的各种用法非常重要。

How do we fit all the pieces together? The key to English grammar is the nine-grid. It is a synopsis of the most basic structures. Later, you will learn different structures, but if you master this form, you will always be able to communicate clearly and logically, both in speech and in writing.

那我们要如何把这些砖组合到一起呢？学好英语语法的关键是九宫格，它是最基本的结构的总览。在后面你还会学习其他的结构，但只要你掌握了这个表格，你就总能展开清晰且有逻辑的交流，不管是说还是写。

Every Hollywood Movie!			
	Noun	Verb	Noun
Beginning	Boy	meets	girl.
Middle	Boy	loses	girl.
End	Boy	gets	girl.

Write down the following as accurately as possible. When you are finished, take the grammar placement tests and complete the initial writing sample.

听下面的录音，并准确记录听到的内容。完成以后，再做第13页的语法摸底测试，并完成第一篇写作练习。

## Simplified Terminology 简化的术语

This book presents grammar and accent from a simplified perspective. For instance, you may know that **Bob sees Betty** is an SVO (Subject-Verb-Object) sentence, and that **Bob is late** is SVC (Subject-Linking Verb-Complement). However, our goal is not to create grammarians, but rather to get you to understand the basic structures in a simplified manner. To this end, both sentences fit in the nine-grid in the same way.

本书采用了深入浅出的方式来讲解语法和语音。比如，你也许知道Bob sees Betty 是SVO(主语—动词—宾语)结构，而Bob is late是SVC(主语—系动词—表语)结构。但是，我们的目标并不是要培养语法学家，而是要让你轻松地明白这一基本结构。为此，我们把这两个句子都放进了九宫格来表示。

S	V	O
Bob	sees	Betty.
S	V	C
Bob	is	late.

In the same vein, terms such as **intonation, pitch, pitch change, stress, the staircase, up and down, inflection, strong words, emphasis, and peaks and valleys** are all used to indicate that the speaker is highlighting one or two words in a sentence.

同样的道理，诸如声调、音高、音高变化、重音、音阶、起伏、抑扬变化、强势词、强调、音峰以及音谷这些术语，都是用来表示说话人正在强调句子中的某一两个词的。

## Chapter Structure 章节结构

Each chapter has six sections.

每一章都有六个部分。



The **Dictations** start out easy and get progressively more difficult. They are tied in to the grammar topic of each chapter. For example, the first dictation only uses the simple present tense of the verb **to be**, whereas the later ones use all of the structures presented up to that point. The dictations intentionally use contractions so that they resemble standard, colloquial speech. The audio is on the CD.

听写材料开始的时候比较简单，然后变得越来越难。这些材料与各章讲解的语法点有着紧密的联系。例如，第一段听写材料只使用了动词to be的一般现在时，然而后面的材料则会相应地用上所有已经讲过的结构。听写材料中特意运用了很多缩略形式，这样它们才像标准的口语。所有的音频都在CD上。

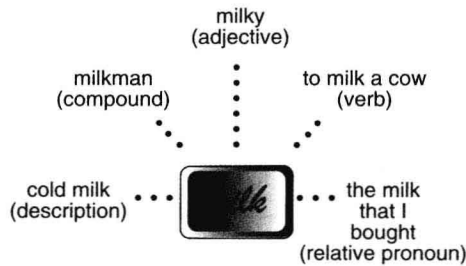
The **Story** progresses from the simple nine-grid of the classic Hollywood movie plot to a complete story with various verb tenses and a wide range of sentence structures. It is about a quirky Italian bodybuilder named Max and recounts his life in California.

故事从经典的好莱坞电影情节开始一路发展成完整的故事，而语言也从简单的九宫格不断完善，直到包含各种时态和各种句子结构为止。故事讲述了一位古怪的、名叫Max的意大利健身人士在加利福尼亚的生活。

In each chapter, the **Nouns** section addresses nouns and noun-related concepts, such as *plurals, pronouns, prepositions, conjunctions, comparatives, superlatives, countable/uncountable, articles, adjectives, compound nouns, word order, and reverse adjectives* (traditionally known as relative clauses).

每章的名词部分都会讨论名词或与名词相关的概念，比如复数、代词、介词、连词、比较级、最高级、可数和不可数、冠词、形容词、复合名词、词序以及后置形容词(传统的叫法为关系从句)。

## One Noun, Many Uses



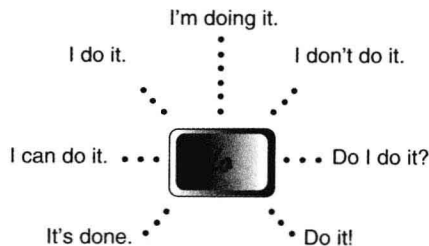
After you think about what a noun can do, you should turn your attention to *actions* (verbs).

当你思考了名词的作用之后，你就应该开始关注行动(即动词)了。

The **Verbs** section covers all of the tenses, as well as *contractions, negatives, questions, adverbs, tag endings, phrasal verbs, main verbs, linking verbs, and verbs of perception*, as well as verbs that typically cause difficulty such as *do/make, take/have, get*, and so on. A visual verb map shows you where you are and what you need to learn (see page 9).

动词部分不仅讲解了所有的时态，还讲解了缩写形式、否定形式、疑问句、副词、反意疑问句、短语动词、主动词、系动词和感官动词，另外还涵盖了学生普遍学不好的动词，比如 *do/make, take/have, get*等。动词地图会告诉你自己在什么位置，还需要学习什么(见第9页)。

## One Verb, Many Uses



In addition to getting as much speaking practice as possible, it's important for you **to learn to write** and **to write to learn**. At the end of each chapter are the **Test** and **Essay** sections. By taking the time to review what you have learned and putting your thoughts down on paper, you will assimilate the grammatical concepts and vocabulary into your writing.

除了要尽可能多说以外，学会写作和在写作中学习也很重要。所以，在每章的最后是测试和写作部分。通过复习前面学过的东西并把所思所想记录下来，你会把语法概念和词汇融会贯通到写作中去。

## **Student's Before/After Writing Sample** **学生使用本书前/后的写作实例**

The following is a writing sample from a student before he began using this book. The second sample represents his progress after three months of study.

下面的第一篇文章是某学生在使用本书前写的。第二篇文章体现了他经过三个月的学习后所取得的进步。

### **Initial Writing Sample 一开始的写作样例**

I lives in San Luis Obispo. This isn't a big town but it so beautiful. It have alot of moutains,hills . We can hiking to the top for see over this town.Here not far from the beach it about 15 minutes drive to beach. So that it have many tourist visit here.In down town we have 2 book stores,fashion stores and restaurants. This town have 3 thai restaurants.

I like thai food restaurant more than another one.It address in down town and test is so delicious.Here we have down town market every thusday.This market have fresh fruit from farmmer dilect to customer.So I think here is a good choise if you wanted to take vacation,I would be your guide.

### **Three Months Later 三个月以后**

Last weekend Steve and I did many things. At first we thought Steve would go to work, but it was raining, so he couldn't go. Saturday morning we went to the donut shop. After we got home we played the puzzle untill afternoon then we went to the beach. In the evening after dinner time we went to the gym. I worked out with the cardiomachine a little bit then I went to the pool, the hot tub and also the sauna. I was reading " a little princess" while I sat in the sauna room. Sunday morning we went to the donut shop again. Actually Steve like to have some sweet in the morning everyday, but we know it isn't good for his health, so he try to have it only the weekend. We were watching TV while we had donuts. Every sunday we have to clean the fish tank. We have 3 gold fish. All of them have a different color. One's gold another one's black and the last one's mix 2 color together(the gold and the back). There aren't different only the color but also diferrnt in the charcter too. They are my good friend. They have been eating all the time, it made a lot of poo, so that their house need to be cleaned every week. After took care of our fish, we played the Video-games he's always win me. I had been practicing many times before I played with him, but I never won him. If I won, I would be happy. I believe if I keep go on practicing, I will win in one day.

## **Visual Grammar** **视觉语法**

The idea of a visual grammar is a very important aspect of our language-learning approach. The verb map that you'll see throughout this book is similar to the shopping mall map with a large **You Are Here** arrow.



对于我们的语言学习方法来说，视觉语法这个概念是一个很重要的方面。你将看到的贯穿本书的动词地图与商场里的地图很相似，后者通常有一个表示“你在这儿”的箭头。

When you start, you will be using the **simple present tense**. You will learn where the verb belongs in a simple sentence, how to conjugate verbs, and what supporting words go with a particular tense.

刚开始的时候，你将会先使用一般现在时。你要学习简单句中动词的位置，动词的变化形式，以及在某一具体时态下要使用什么辅助词。

Throughout this book, the three symbols are ◀ **past**, ● **present**, ▶ **future**. Whenever you see the dot ●, you will know that you are dealing with some aspect of “now.” The two triangles ◀ ▶ point in the relevant time direction.

贯穿全书的是这三个符号：◀过去时、●现在时、▶将来时。只要你看到这个点●，就知道自己正在处理与“现在”有关的问题。而这两个三角形◀▶也指向相应的时间方向。

Look at the chart below. If this were all you knew—but you used it perfectly every time—you would have a good start in English.

请看下面的图表。假设你就只知道这些，但你每次都能正确地运用，那你的学英语之路就有了个不错的起点。

### Simple Tenses Are Simple

Simple Present	● I do it	every day. all the time. every other week.
Simple Past	◀ I did it	yesterday. last week. ten years ago.
Simple Future	▶ I will do it	tomorrow. nex week. in ten years.

Time relationships are very important in English. We are very interested in the sequence of events, as well as the dependence of one event on another.

时间关系在英语中非常重要。我们对事件之间的前后顺序、一件事与另一件事的依存关系都很感兴趣。

After you work through the various aspects of the **simple** tenses, you will go on to the **duo** tenses. The main thing to remember is that there are always two related events with the duo tenses. The symbols are **present duo** ◀●, **past duo** ◀◀, and **future duo** ▶▶.

当你学完一般时态的各种情况以后，你就要继续学习双重时态了。你需要记住的一点是：在双重时态下，总有两件相互关联的事情。相应的符号为：双重现在时◀●、双重过去时◀◀、双重将来时▶▶。

Notice that the present duo has both a past and a present symbol. This is because you are pulling the past up into the present time. Even if you don't mention the present, it is there. This is a difference between **I didn't do it** and **I haven't done it**. In the first example, the event is over. In the second example, however, there is a strong element of the present, as—even now—you may still do it.