



钢琴学习者的必修课!

# 钢琴视奏教程1

新体验

约翰·肯贝尔 著

黄瑾译



# 钢琴视奏教程 1

**新体验**

约翰·肯贝尔 著

黄瑾 译

图书在版编目(CIP)数据

钢琴视奏教程. 1/(英)约翰·肯贝尔著;黄瑾译.

—上海:上海教育出版社,2011.11

ISBN 978-7-5444-3669-4

I. ①钢... II. ①肯... ②黄... III. ①钢琴—奏法

—教材 IV. ①J624.16

中国版本图书馆CIP数据核字(2011)第153118号

责任编辑 李世钦

封面设计 詹丽君

Vom-Blatt-Spiel auf dem Klavier Vol.1 by John Kember

©2004 SCHOTT MUSIC Ltd.London

德国朔特音乐出版有限责任公司授权出版

## 钢琴视奏教程 1

约翰·肯贝尔 著

黄瑾 译

---

出版发行 上海世纪出版股份有限公司

上海教育出版社

易文网 [www.ewen.cc](http://www.ewen.cc)

地 址 上海永福路 123 号

邮 编 200031

经 销 各地新华书店

印 刷 昆山市亭林印刷有限责任公司

开 本 960×640 1/8 印张 6

版 次 2011 年 11 月第 1 版

印 次 2011 年 11 月第 1 次印刷

书 号 978-7-5444-3669-4 /J.0265

定 价 21.00 元

---

(如发现质量问题,读者可向工厂调换)

# 目 录

前 言 .....	1
第一部分 .....	2
预 备 .....	2
三步走向成功 .....	4
音型:常用的 5 指形态与模进 .....	5
视奏练习 .....	8
第二部分 .....	33
四步走向成功 .....	33
引入四度音程和五度音程 .....	34
更多的视奏练习 .....	38
连线和简单的切分音型 .....	39
简单的双手合奏练习 .....	41

# 前言

钢琴视奏教程第一册的目的是建立良好的练习方式,并提供视奏基本技巧的入门知识。

如果没有让老师听过,作为“家庭作业”的视奏训练将毫无意义。理想的情况是,视奏训练应该成为学生日常钢琴练习时的一个固定组成部分。

本书旨在让学生在学钢琴演奏早期就能养成良好的习惯。当然,学生需要透彻掌握和理解音符名称和时值,同时意识到音乐的形态和方向也同样会对视奏产生帮助。为了达到这个目的,本书的第一部分鼓励学生面对一个简短的谱例时,首先确定其节奏,与此同时观察音乐的形态(音高的升与降),并更精确地注意其重复音以及级进与跳进的走向。在本书的“预备”部分为教师们准备了范例。

本书在第一部分中探究了C大调、G大调、F大调、D大调以及A小调和D小调这几个基本调,并将级进、跳进和重复音等弹奏类型控制在五个音的范围之内。

本书第二部分鼓励学生们在练习中自己掌握调、临时升降记号、附点音符、简单的连线和切分音的弹奏方法。

在第二部分中还包括了四度和五度音程的内容,该部分以双手弹奏的练习结束。

全书所有练习范例的长度均不超过8个小节,每条练习在五个音符范围内进行,其节奏和旋律则使用了熟知的5指手型、音型和模进。

## 致学生:为什么要进行视奏训练?

无论是在家里、课堂上,还是与其他乐器演奏者共同演奏,亦或是在试演或考试中,当被要求弹奏一首陌生的乐曲时,没人能帮助你。你只能靠自己!视奏检测的是你正确读出时值和音符以及快速观察乐句和力度等基本演奏的能力。

这本书的目的是教会你自学。本书将指导你从乐谱上看到什么,如何通过观察拍号和调号以及通过对速度与节奏的第一印象使自己能够在很短的时间内做好演奏前的准备。这些简短练习的难度逐渐递增,可以帮助你构建自信心和观察力,并使你掌握准确视奏和从容弹奏的能力。

每次坐到钢琴前时,都试着视奏一些新的东西。你将会吃惊于自己弹奏技能的不断提高。


成为好的视奏者是作为一个乐器演奏者需要获得的最重要的技能之一。

把这些练习都想象成“小型乐曲”,试着既快速又准确地学会每一首乐曲,这样当你面对真正的视奏乐谱时,你便有充分的把握在第一次尝试时就获得成功。


请记住——你现在只能靠自己!

# 第一部分


## 预 备



数 2 拍 } 1 2 | 1 2 | 1 2 | 1 2



数 3 拍 } 1 2 3 | 1 2 3 | 1 2 3 | 1 2 3




数 4 拍 } 1 2 3 4 | 1 2 3 4 | 1 2 3 4 | 1 2 3 4

在级进进行的音组中,不同音高的音符在线与间之间交替出现。



在跳进进行的音组中,音符在线与线之间或者间与间之间出现,相邻音符间恰好“跳”过一个音。



同音反复是指出现在相同的线或间上的一组相同音高的音符。



## 三步走向成功

**1. 看拍号的上方数字,它表示每小节的拍数。自始至终地按拍数来数拍子与打(拍或弹一个音符)节奏。**

**2. 查找音型。**在打节奏时查找所有的同音反复和跳进音型。试着去观察旋律的形态——哪里是上行,哪里是下行。

**3. 弹奏时,要一直平稳地数拍子。**



# 音型：常用的5指形态与模进\*

1.



5



2.



5



3.



5



\* 模进是指一个简短的、重复的乐句,它通常是逐级上行或下行。

4.

Musical notation for exercise 4, measures 1-4. The piece is in 4/4 time. The right hand (treble clef) plays a sequence of eighth notes: C4, D4, E4, F4, G4, A4, B4, C5, D5, E5, F5, G5, A5, B5, C6. The left hand (bass clef) plays a simple bass line consisting of whole notes: C3, F2, C3, F2, C3, F2, C3, F2.

5

Musical notation for exercise 4, measures 5-8. The right hand (treble clef) plays a simple bass line consisting of whole notes: C3, F2, C3, F2, C3, F2, C3, F2. The left hand (bass clef) plays a sequence of eighth notes: C3, D3, E3, F3, G3, A3, B3, C4, D4, E4, F4, G4, A4, B4, C5.

5.

Musical notation for exercise 5, measures 1-4. The piece is in 3/4 time. The right hand (treble clef) plays a sequence of eighth notes: C4, D4, E4, F4, G4, A4, B4, C5, D5, E5, F5, G5, A5, B5, C6. The left hand (bass clef) plays a simple bass line consisting of whole notes: C3, F2, C3, F2, C3, F2, C3, F2.

5

Musical notation for exercise 5, measures 5-8. The right hand (treble clef) plays a simple bass line consisting of whole notes: C3, F2, C3, F2, C3, F2, C3, F2. The left hand (bass clef) plays a sequence of eighth notes: C3, D3, E3, F3, G3, A3, B3, C4, D4, E4, F4, G4, A4, B4, C5.

### 找出更多的音型

将你反复见到的所有旋律走向类型或音型用一支铅笔标出来。

1.

Musical notation for exercise 1, measures 1-4. The piece is in 2/4 time. The treble clef part consists of quarter notes: C4, D4, E4, F4, G4, A4, B4, C5. The bass clef part consists of quarter notes: C3, D3, E3, F3, G3, A3, B3, C4.

5

Musical notation for exercise 1, measures 5-8. The treble clef part consists of quarter notes: C5, B4, A4, G4, F4, E4, D4, C4. The bass clef part consists of quarter notes: C4, D4, E4, F4, G4, A4, B4, C5.

2.

Musical notation for exercise 2, measures 1-4. The piece is in 2/4 time. The treble clef part consists of quarter notes: C4, D4, E4, F4, G4, A4, B4, C5. The bass clef part consists of quarter notes: C3, D3, E3, F3, G3, A3, B3, C4.

5

Musical notation for exercise 2, measures 5-8. The treble clef part consists of quarter notes: C5, B4, A4, G4, F4, E4, D4, C4. The bass clef part consists of quarter notes: C4, D4, E4, F4, G4, A4, B4, C5.

3.

Musical notation for exercise 3, measures 1-4. The piece is in 2/4 time. The treble clef part consists of quarter notes: C4, D4, E4, F4, G4, A4, B4, C5. The bass clef part consists of quarter notes: C3, D3, E3, F3, G3, A3, B3, C4.

数: 1 2 3

## 视奏练习

第一部分中的旋律进行限于级进、跳进和同音反复。

1.

2.

3.

4.

5.

6.

C大调

7.

Musical notation for exercise 7, measures 1-4. The piece is in C major and 3/4 time. The right hand (treble clef) plays a sequence of eighth notes: C4, D4, E4, F4, G4, A4, B4, C5. The left hand (bass clef) plays a sequence of eighth notes: C3, D3, E3, F3, G3, A3, B3, C4. A fingering '1' is placed above the first note in the right hand, and a '5' is placed below the fifth note in the left hand.

8.

Musical notation for exercise 8, measures 1-4. The piece is in C major and 3/4 time. The right hand (treble clef) plays a sequence of eighth notes: C4, D4, E4, F4, G4, A4, B4, C5. The left hand (bass clef) plays a sequence of eighth notes: C3, D3, E3, F3, G3, A3, B3, C4. A fingering '1' is placed above the first note in the right hand, and a '4' is placed above the fourth note in the right hand.

9.

Musical notation for exercise 9, measures 1-4. The piece is in C major and 3/4 time. The right hand (treble clef) plays a sequence of eighth notes: C4, D4, E4, F4, G4, A4, B4, C5. The left hand (bass clef) plays a sequence of eighth notes: C3, D3, E3, F3, G3, A3, B3, C4. A fingering '3' is placed above the first note in the right hand, and a '2' is placed below the second note in the left hand.

5

Musical notation for exercise 5, measures 1-4. The piece is in C major and 3/4 time. The right hand (treble clef) plays a sequence of eighth notes: C4, D4, E4, F4, G4, A4, B4, C5. The left hand (bass clef) plays a sequence of eighth notes: C3, D3, E3, F3, G3, A3, B3, C4. A fingering '3' is placed above the first note in the right hand, and a '4' is placed below the fourth note in the left hand.

10.

Musical notation for exercise 10, measures 1-4. The piece is in C major and 3/4 time. The right hand (treble clef) plays a sequence of eighth notes: C4, D4, E4, F4, G4, A4, B4, C5. The left hand (bass clef) plays a sequence of eighth notes: C3, D3, E3, F3, G3, A3, B3, C4. A fingering '1' is placed above the first note in the right hand, and a '2' is placed below the second note in the left hand.

11.

Musical notation for exercise 11, measures 1-4. The piece is in C major and 3/4 time. The right hand (treble clef) plays a sequence of eighth notes: C4, D4, E4, F4, G4, A4, B4, C5. The left hand (bass clef) plays a sequence of eighth notes: C3, D3, E3, F3, G3, A3, B3, C4. A fingering '5' is placed above the first note in the right hand, and a '3' is placed below the third note in the left hand.

## C 大调

12.

Musical score for exercise 12, C major, 4/4 time. The piece consists of four measures. The first two measures feature a treble clef with a melody of quarter notes: C4, D4, E4, F4, G4, A4, B4, C5. The bass clef has whole rests. The last two measures feature a treble clef with whole rests and a bass clef with a melody of quarter notes: C4, D4, E4, F4, G4, A4, B4, C5. A finger number '3' is written above the first note in the first measure, and a '6' is written below the first note in the third measure.

13.

Musical score for exercise 13, C major, 4/4 time. The piece consists of four measures. The first two measures feature a treble clef with whole rests and a bass clef with a melody of quarter notes: C4, D4, E4, F4, G4, A4, B4, C5. The last two measures feature a treble clef with a melody of quarter notes: C4, D4, E4, F4, G4, A4, B4, C5 and a bass clef with whole rests. A finger number '1' is written below the first note in the first measure, and a '4' is written above the first note in the third measure.

14.

Musical score for exercise 14, C major, 4/4 time. The piece consists of four measures. The first two measures feature a treble clef with a melody of quarter notes: C4, D4, E4, F4, G4, A4, B4, C5 and a bass clef with whole rests. The last two measures feature a treble clef with whole rests and a bass clef with a melody of quarter notes: C4, D4, E4, F4, G4, A4, B4, C5. A finger number '1' is written above the first note in the first measure, and an '8' is written below the first note in the third measure.

15.

Musical score for exercise 15, C major, 4/4 time. The piece consists of four measures. The first two measures feature a treble clef with a melody of quarter notes: C4, D4, E4, F4, G4, A4, B4, C5 and a bass clef with whole rests. The last two measures feature a treble clef with whole rests and a bass clef with a melody of quarter notes: C4, D4, E4, F4, G4, A4, B4, C5. A finger number '5' is written above the first note in the first measure, and a '1' is written below the first note in the third measure.

16.

Musical score for exercise 16, C major, 4/4 time. The piece consists of four measures. The first two measures feature a treble clef with a melody of quarter notes: C4, D4, E4, F4, G4, A4, B4, C5 and a bass clef with whole rests. The last two measures feature a treble clef with whole rests and a bass clef with a melody of quarter notes: C4, D4, E4, F4, G4, A4, B4, C5. A finger number '3' is written above the first note in the first measure, and a '4' is written below the first note in the third measure.

17.

Musical score for exercise 17, C major, 4/4 time. The piece consists of four measures. The first two measures feature a treble clef with a melody of quarter notes: C4, D4, E4, F4, G4, A4, B4, C5 and a bass clef with whole rests. The last two measures feature a treble clef with whole rests and a bass clef with a melody of quarter notes: C4, D4, E4, F4, G4, A4, B4, C5. A finger number '5' is written above the first note in the first measure, and a '1' is written below the first note in the third measure.

C大调

18.

19.

20.

21.

### 新的手位

G大调

1.

## G 大调

2.

3.

4.

这些四拍子乐曲均从小节的第四拍开始。开始弹奏前先数 1-2-3。

5.

6.



G 大调

7.

数: 1 2 3

8.

数: 1 2 3

这些三拍子乐曲均从小节的第三拍开始。

9.

数: 1 2