

General English

通用英语教程 Third Edition

METEN

美联英语

美联英语教学研发中心 编 著

m3

Student Book

Private & Activity Courses

小班课·沙龙课专用 / 学生用书

外语教学与研究出版社
FOREIGN LANGUAGE TEACHING AND RESEARCH PRESS

General English

通用英语教程 Third Edition

H31
10384

METEN

美联英语

美联英语教学研发中心 编 著



m3

Student Book

Private & Activity Courses

小班课·沙龙课专用 / 学生用书

外语教学与研究出版社

FOREIGN LANGUAGE TEACHING AND RESEARCH PRESS

北京 BEIJING

图书在版编目(CIP)数据

美联英语通用英语教程. M3/ 美联英语教学研发中心编著. — 北京: 外语教学与研究出版社, 2011. 12 (2012. 12 重印)
ISBN 978-7-5135-1578-8

I. ①美… II. ①美… III. ①英语—教材 IV. ①H31

中国版本图书馆 CIP 数据核字 (2011) 第 261853 号

universal tool · unique value · useful source · unanimous choice



悠游网—外语学习 一网打尽

www.2u4u.com.cn

外研社旗下网站, 打造外语阅读、视听、测试、共享的全方位平台

登录悠游网, 您可以:

- 阅读精品外语读物, 独有资源, 涵盖广泛, 学习必备。
- 观看双语视频、名家课堂、外语系列讲座。
- 多元外语测试, 检测外语水平和专项能力, 获得外语学习方案。
- 外语资源共享, 网友互动, 小组讨论, 专家答疑, 语言学习无疑难。
- 网站推出众多精彩大礼包, 可通过积分换购。

贴心小提示:

悠游网增值服务: 提供海量电子文档、视频、MP3、手机应用下载!

出 版 人: 蔡剑峰

责任编辑: 吕 游

封面设计: 张 峰

出版发行: 外语教学与研究出版社

社 址: 北京市西三环北路 19 号 (100089)

网 址: <http://www.fltrp.com>

印 刷: 北京联兴盛业印刷股份有限公司

开 本: 889×1194 1/16

印 张: 9

版 次: 2011 年 12 月第 1 版 2012 年 12 月第 3 次印刷

书 号: ISBN 978-7-5135-1578-8

定 价: 180.00 元

* * *

购书咨询: (010)88819929 电子邮箱: club@fltrp.com

如有印刷、装订质量问题, 请与出版社联系

联系电话: (010)61207896 电子邮箱: zhijian@fltrp.com

制售盗版必究 举报查实奖励

版权保护办公室举报电话: (010)88817519

物料号: 215780001

推荐序

“美联通用英语教程”采用了交际教学法，致力于英语综合技能的培养，结合了英语教学工作丰富的一线教学实践，有以下几点特点：

首先，教材遵循以学生为中心的整体式语言教学理念，强调语言学习应该在自然、真实、完整的语言情境中进行，鼓励学习者在“做中学”、“学中用”。美联的小班课（Private Course）和沙龙课（Activity Course）都体现了这一教学理念。教材巧妙地创设了多种真实的交际情景，倡导任务型教学活动，通过大量有意义的语言技能练习调动学生的兴趣和动力，培养他们用英语思维的习惯和综合运用英语的能力。这一点同英语教育家L.G.Alexander的思想不谋而合：“衡量学生是否掌握一门语言，最终要看他运用如何，而不是懂了多少。在这方面，学习语言与学习乐器十分相似。学生所做的操练和练习都是为了达到一个明确的目标：使他成为一个熟练的操作者。”

其次，这套教材的编排体现了话题（topics）、结构（structures）和功能（functions）的紧密结合，强调语言的实际功能运用，也就是用英语听说和做事的能力，符合中国老师和学员的实际需要。话题具有强烈的时代感，具有国际性和跨文化交际性，符合国际化复合人才的培养目标，也符合学员的兴趣需要。

最后，一套好的教材要发挥最大作用还依赖于教师的教学设计和课堂教学组织。这套教材融合了美联英语行之有效的课堂教学设计，模块清晰，把语言技能培养合理地融合到教材模块设计和教学安排之中。美联英语小班课侧重对英语口语技能和语言准确度的训练，而沙龙课的核心是“做中学”，鼓励学员积极表达自己的想法，努力将学到的内容应用到日常生活中去，把培养语言技能以及语言应用的准确度和流利度结合起来。

我衷心祝愿这套源于中国英语教学实践，同时兼备国际视野和教学理念的教材能帮助更多的英语学习者实现他们的梦想。

张连仲 北京外国语大学教授
全国基础外语教育研究培训中心常务副理事长
教育部《英语课程标准》研制专家组核心成员

Preface

METEN General English (Student Book) is an exciting series of new course books that provide the language and structures needed to communicate in English. In this course book we have put together a great number of language learning activities for you to use in our study centers and on your own. Each lesson increases your curiosity and motivation in learning English by presenting interesting topics on Chinese and English cultures.

The goal of lessons in *METEN General English* is to make learning English as enjoyable and interesting as possible. This colorful book is mainly for young, busy people who want to greatly improve their ability to communicate in English. To ensure speaking skills are developed, *METEN General English* covers essential oral language skills, with a special emphasis on vocabulary, sentence structures, pronunciation and grammar. Above all, the communicative tasks and activities provide ample opportunities for spoken interaction and enjoyable conversations.

METEN General English is written for small classes of up to 10 learners, and each part of the course book is well-organized and carefully structured. Private Course (PC) lessons consist of four parts — Starter, Story, Sentences and Speaking. The four parts of PC lesson build up interlocutors' ability to produce key phrases and expressions. Each Activity Course (AC) lesson has five parts — Starter, Tasks, Pronunciation, Real-life Activity and Grammar Focus. A central focus of AC lessons is to provide interesting topics, challenging language activities, and above all, enjoyable opportunities for learners to use and produce as much language as possible.

Because of our desire to engage language learners with an enriching experience, *METEN General English* is based on an Experiential Learning Methodology. This learning theory guides speakers through fun, interactive language learning experiences and secures success. We trust *METEN General English* will make your language learning experience exceptionally enjoyable.

METEN English

前言

《美联通用英语教程》（学生用书）是一套教授英语交际中所使用的语言和句型的全新教材。此套教程包含大量的语言学习活动，可供您在美联学习中心上课时使用，同时也可供英语爱好者自学之用。教程中所有话题都与中西方文化有关，这无疑能激发您对英语语言学习的好奇与兴趣。

《美联通用英语教程》的宗旨是乐享英语，乐学英语，主要针对想大幅度提高自己英语语言沟通能力的年轻繁忙一族。为确保您口语能力的提升，本教程涵盖了所有必要的口头表达技巧，并着重讲述了词汇、句型、发音和语法方面的知识。教程中的口语交际任务和语言活动为您提供了充足的运用语言的机会。

《美联通用英语教程》专为不超过10人的小班编写，教程中的每一部分都经过合理的安排和精心的设计。PC课（小班课）每课由Starter（情境导入）、Story（故事链接）、Sentences（句型魔方）和Speaking（实战演练）四部分组成，以此来培养您的语言精准度。AC课（沙龙课）每课由Starter（情境导入）、Tasks（任务攻略）、Pronunciation（语音大师）、Real-life Activity（实景实战）和Grammar Focus（语法聚焦）五部分组成，为您提供妙趣横生的话题和富有挑战性的语言活动，旨在创设机会让您最大限度地使用语言，输出语言。

为使您获得沉浸式英语学习体验，我们将体验式教育理念贯穿于整套《美联通用英语教程》之中。此项学习理念将引导您去体验有趣的交互式语言学习，从而取得英语语言学习的成功。我们相信，《美联通用英语教程》能让您的英语学习之旅乐趣无穷。

ACKNOWLEDGMENTS

Editors in Chief:

Jude Guo (Assistant President)

Donald Si (R&D Director)

Editors :

Louis Liu (Senior Manager, METEN EOD)

Eric Wang (Teacher Trainer)

Faye Yang (Teacher Trainer)

June Chen (Teacher Trainer)

Academic Advisors:

Dr. Richard Connelly (Senior Advisor, Brigham Young University, U.S.A.)

Cheri Connelly M.A. (Senior Advisor, Brigham Young University, U.S.A.)

Authors:

Christopher Fulton (Head of Course Development, METEN R&D)

Jason Burns (Senior Trainer, METEN EOD)

Miles Alberto (Project Manager, METEN R&D)

Translators:

Cecilia Luo, Judy Zhu, Margaret Li, Megan Xie

Production Supervisors:

Longman Shen, Megan Xie, Richmond Wang

封面设计: 深圳市华美广告有限公司

排版设计: 深圳市子语广告装饰有限公司, 深圳共拓广告有限公司

2011年改版项目组:

组长: 彭斯光 副组长: 司东林 组员: 郭超 刘伟 Jason Burns 陈龙辉 王鑫 秘书: 沈炎龙

美联董事会及所有为本书做出贡献的同仁: Robert von Collins, Ewelina Lozowska, Margaret Rollings, Justin Michael, David Turnball, Leigh Byran Damian, Andrew Michelle, Nicole Luderitz, 郑雅慧, 汪德奎, 石鸥, 闫兵兵, 唐彦, 周治希, 黄晶, 荣晶, 杨辉玲, 潘小玲, 朱蓓蓓, 许建东, 朱燕, 王菁, 陈渝, 杨学, 邓晓丽, 李娟, 马婷婷, 蒲伟, 许笑, 翟军, 孙岩岩, 郑蕾, 唐锋兴, 蓝淑才, 罗汉民, 游永, 吕刘亮, 吴伟平, 陈昊, 田甜, 马晓亮, 冯文辉, 蔡敏, 胡相春, 郭亮亮, 艾秋, 王欣, 王媛, 刘炼, 王文敬, 成艳, 李英杰; 及美联所有的学员、教师、学习指导和所有对本书提出过宝贵意见的人士。

METEN General English M3 Student Book was produced by METEN English.

Language content was checked with The Corpus of Contemporary American English. www.americancorpus.org

All contents, service marks and design elements of this book are owned by METEN English. All rights reserved.

鸣谢

总编:

郭超 (助理总裁)

司东林 (研发总监)

副总编:

刘伟 (教学总部高级经理)

王笑 (教学总部培训师)

杨菲菲 (教学总部培训师)

陈晓芸 (教学总部培训师)

学术顾问:

Richard Connelly博士 (高级顾问, 美国杨伯翰大学教授)

Cheri Connelly硕士 (高级顾问, 美国杨伯翰大学教授)

作者:

Christopher Fulton (研发部课程开发主管)

Jason Burns (教学总部高级培训师)

Miles Alberto (研发部项目经理)

中文翻译:

罗子倩 朱丹 李晶 谢垚

监制:

沈炎龙 谢垚 王鑫

《美联通用英语教程: 学生用书M3》由美联英语出品。

本书语言已与美国当代语料库核对。

网址: www.americancorpus.org

内部教材, 翻印必究

Contents

M3-Private Course

Page	Title	Topic	Learning Objective	Grammar	Vocabulary
02	Lesson 1 Education in My Hometown	Study Centers	Ask for permission	Have to/could/ must not	must, have to, depend, permission
06	Lesson 2 Water under the Bridge	Conversation Etiquette	Describe the past	Present perfect/ simple past	get married, have childbirth, graduation, reunion
10	Lesson 3 Spice up Your Life!	Exciting Life Activities	Ask about exciting activities	Present perfect (2)	trip, adventures, jog, relax
13	Lesson 4 Checking Information	Meetings	Check and clarify	Clarifying phrases	discussion, catch, follow, specific
17	Lesson 5 Life Changes	Life Changes	Describe changes	How long	play, bring, hometown, event
21	Lesson 6 Are You the One?	Personalities	Ask about people	Adverbs of degree	character, appearance, speed, match
24	Lesson 7 Learning Is Great!	New Skills	Talk about learning new skills	Uses of the -ing form	haggling, keyboarding, skill, test
28	Lesson 8 Spending Money	Money	Describe attitudes towards money	Phrasal verbs	track, fortune, spend, earn
32	Lesson 9 Computer Savvy	Computers	Give instructions	Word order of phrasal verbs	set up, log on, supply, information
35	Lesson 10 A Hero to Me	Heroes	Describe special people	Defining relative clause	spirit, suffer, escape, survive
38	Lesson 11 What did You Say?	Jokes	Report questions	Reported speech	negotiation, farewell, reply, report
41	Lesson 12 Musical Life	Music	Describe past trends	Used to/never used to	record, collect, hit, taste

Contents

M3-Activity Course

Page	Title	Topic	Learning Objective	Grammar	Vocabulary
46	Lesson 1 A Happy Life	Lifestyle	Give lifestyle advice	Should/shouldn't	stressful, disorganized, relaxed, inspired
49	Lesson 2 Fun Festivals	Interesting Festivals	Describe a festival	Indefinite pronouns: something/anything/nothing	celebration, competition, last, fight
53	Lesson 3 You Are What You Eat	Food	Explain how to cook something	Quantifiers	melt, toss, pasta, macaroni
56	Lesson 4 Telephone Talk	Telephone English	Deal with problems over the phone	Language for telephone English	voicemail, signal, cut off, repeat
60	Lesson 5 It's All About Service	Customer service	Make a complaint	Present continuous tense	complain, service, promise, mistake
64	Lesson 6 You Can't Win Them All	Contests	Talk about an important event	Past tenses: simple, continuous, perfect	participate, contest, loser, solve
67	Lesson 7 Plan Ahead	Plans	Talk about arrangements	Future forms: going to/will, present continuous tense	arrangement, sightseeing, require, confirm
71	Lesson 8 Make a Toast	Toastmasters	Give advice for a presentation	Who/which/that	preparation, eye contact, need, decide
74	Lesson 9 Who Am I?	Personality Quizzes	Talk about people's uniqueness or obsessions	Reflexive pronouns	planner, fact, manage, list
79	Lesson 10 What Can You Do?	Jobs	Ask about skills	Present perfect/present perfect continuous	improve, create, people skills, technical skills
82	Lesson 11 Choices and Feelings	Decisions	Say how you feel about things	Adjectives	present, waste, appeal, intrigue
86	Lesson 12 Adapting	Presentations	Talk about cultural gaps	Signposting/modal verbs	sensitivity, individual, refer, summarize

Contents

M3-Activity Course

Page	Title	Topic	Learning Objective	Grammar	Vocabulary
90	Lesson 13 The Hardest Part	Mood Music	Talk about music	Superlatives adjectives	inspire, melody, set the mood, lyrics
93	Lesson 14 Table Manners	Manners	Describe behavior	Modals: <i>must</i> , <i>should</i> , <i>have to</i>	serve, discipline, opposite
96	Lesson 15 Language Learning	Language Issues	Express difficulties	Modals: <i>may</i> , <i>might</i> , <i>can't</i> (deduction)	overcome, frustrate, difficulty, custom
100	Lesson 16 Hey Mr. Chairperson	Meetings	Chair a meeting	Phrases for clarifying	assessment, purpose, propose, sidetrack
103	Lesson 17 Express Yourself	Communication	Talk about ability	Modals: <i>can</i> (n't)/ <i>could</i> (n't)	weakness, perfectionist, spot, overwork
106	Lesson 18 Eco-Footprints	Ecology	Give advice	First conditional	livestock, consumption, reduce, greenhouse
110	Lesson 19 Nature Calls	Possibilities	Talk about unreal situations	Second conditional sentences	fictional, romantic, talent, hypothetical
113	Lesson 20 May I Propose	Negotiations	Present a proposal	Language of negotiations	request, qualification, quote, require
116	Lesson 21 Bookworms	Books	Compare books	Comparatives with <i>as</i>	genre, insightful, exchange, benefit
120	Lesson 22 The Speed of Life	Slow City Lifestyles	Talk about a new plan	Quantifiers: <i>too</i> <i>many/much</i>	spread, promote, ban, encourage
124	Lesson 23 People Are Like That	Stereotypes	Make generalizations	Articles: <i>a/an</i>	attitude, impression, tend, interrupt
127	Lesson 24 Star-Crossed Lovers	Couples	Interview a person	Tag questions/ indirect questions	nightmare, complement, challenge, accomplishment



PC

Private Course

The learning tasks of METEN PCs focus on providing more individual speaking practice to ensure the learners master the skills needed for communication.

A typical PC is divided into four parts:

Starter: functions as the warm up or ice-breaking section

Story: provides sample conversations with options for students to expand

Sentences: key language points of the lesson

Speaking: real-life exercises for immediate application

美联英语小班课的学习任务侧重于个人口语技能的训练，从而保证学员掌握交流技巧。每节小班课包括4个部分：

Starter: 课堂预热和启动

Story: 语言练习范本

Sentences: 重点语言点

Speaking: 口语练习部分



目标
Target



听
Listen



做
Action



读
Read



练
Exercise



合作
Cooperation

 In this lesson you will learn to ask for permission.

Lesson 1


Education in My Hometown

1

Starter



Look at the picture of the study center for one minute. Then close your book. Tell your partner what you can remember.



I can see a/some...



Work in a group. Write the names of the things that are circled in the picture above. Which words are difficult to pronounce?


B

Story



What is the difference between *must not*, *could/can* and *have to*?

Modal auxiliaries indicate the speaker's attitude towards the verb that follows.



You must not ask questions.
You could/can ask questions.
You have to ask questions.





Read one of the stories told by young people about their early school life. Underline the correct words.



The teacher I liked the most

1. I first met Miss Fosters at my elementary school. Most of my teachers *are/ were/could be* middle-aged and somewhat boring, but she *are/was/might not be* in her mid-20s and enjoyed talking to us. That *was/have to be/has to be* my first experience of a fun, interesting teacher.

2. In my opinion, teachers *must not/have to/should* introduce us to new ideas about the world outside school and the arts, and he certainly *could/did/has to do* this. For instance, he *was/could be/must not be* really interested in basketball and arranged for the captain of the local basketball team to come and train us. I've still got the captain's autograph!



3. I remember *having to/doing/seeing* some great art activities (we painted famous pictures, and made pots and sculptures) and his cooking lessons were fun. He even *can help/helped/must help* us start our own café, which was really exciting. That's when I started cooking and making drinks, so *might/could/maybe* I can become a chef someday.



Cover the paragraph you read. Try to remember it. Retell it to a partner.



Discuss: Can a strict teacher still be as interesting as those teachers above?

Sentences

C



Underline the true answers for your school.

1. We must not/have to smoke outside the building.
2. We have to/don't have to speak English most of the time in the school.
3. We can't/couldn't use dictionaries in class.
4. We can't/can bring drinks into the reading room.
5. We can/must not use QQ in our school.



Asking for permission

You are a new student. Ask for permission to do these things using the words in the brackets.

Example: use the phone (OK)

Is it OK if I use the phone?

1. make a photocopy (am able) _____ ?
2. check my e-mail (could) _____ ?
3. use the microwave (OK) _____ ?
4. wear an ID tag (must) _____ ?
5. take a short test (have to) _____ ?

Speaking



Education in my city



- A. Read the statements below. Write four more statements about schools in China.

You have to learn English in most primary schools now.
 You couldn't leave secondary school until you were 16.
 You must not study more than two foreign languages at school.
 You can call your teachers by their first name.

1. _____
2. _____
3. _____
4. _____

- B. Interview your partner about their school. Can you find three things that are different from your experience?

- C. Describe schools in China. What were schools in China like 30 years ago?


Others respond using these phrases.

That's (probably not) true. /I'm not sure. /I don't think that's true.
 /It depends.

Example:

A: You couldn't go to school until you were seven.

B: That's not true.



Discuss: What rules would help learning English in a language classroom?

 I can ask for permission...

Check (✓) the box.

☐

with a lot of help.

☐

with some help.

☐

on my own.

☐

very easily.

2

 In this lesson you will learn to describe the past.

Lesson 2 *Water under the Bridge*

A

Starter



In pairs, have a conversation based on these questions. Then tell the class about your partner.

Who is your best friend?

How long have you known her/him?

Did you have a different best friend when you were a child?



Do you have high school reunions? If so, would you go? Why/Why not?



B

Story



Look at the pictures below. Complete the phrases.



got m _____

had a c _____

changed your a _____

m _____ a lot of m _____

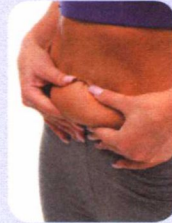
t _____ around



Look at the following conversations from a school reunion. Complete the sentences. Can you make some sentences funny or humorous?

Your ex-gym teacher: Hey, you look like you have gained some weight.

You: Well yes, but _____.



An old friend: Long time no see! You look fabulous!

You: Thanks! You too! I _____.



An old flame: Hi, were we in biology class together?

You: Uhh...yes you sat in front of me and _____.



A rival: Did you do anything interesting after graduation?

You: Well, _____.



What other people might you meet at a reunion?

What other questions might be asked?

How are these situations different from a party you might attend now?

