

广东省专用

MACMILLAN

义务教育课程标准实验教科书
经全国中小学教材审定委员会2004年审查通过



English 英语

初中二年级上册

主编：陈琳 Simon Greenall (英) 副主编：鲁子问
编者：Kenna Bourke (英) Jill Florent (英)
Cheryl Pelteret (英) Mary Tomalin (英)

学生用书

Student's Book 3



外语教学与研究出版社

FOREIGN LANGUAGE TEACHING AND RESEARCH PRESS

广东省专用

New Standard English

《英语》(新标准)是由外语教学与研究出版社和英国麦克米伦出版公司依据国家《英语课程标准》联合编写的系列英语教材。全套共六册,每学期一册。

教材特色:

- 根据国家《英语课程标准》编写,符合国家标准,适应21世纪对英语人才培养的需要,具有前瞻性。
- 以“题材—功能—结构—任务”为编写原则,努力为学习者营造语境,精心设计内容,学练结合,符合语言教学规律,具有新颖性和可操作性。
- 以学生为中心,按学生身心发展规律与兴趣特点设计语言活动,体现素质教育的要求,具有科学性。
- 由中英两国英语教学专家合作编写,由中英两国权威外语出版机构联合出版,质量可靠。

全系列包括:

- 学生用书(含活动用书)
- 教师用书
- 学生用书配套录音带(单独定价)
- 教学辅助挂图(单独定价)
- 多媒体教学课件CD-ROM
- 阅读
- 同步评价手册
- 同步练习与测试(AB卷)
- 同步听力
- 同步练习册
- 精讲精练

外研社·基础教育出版分社
FLTRP Basic Education Publishing

出版精品·开展科研·推动改革

电话: 010-88819666/9688

传真: 010-88819422/9423

E-mail: beed@fltrp.com

网址: <http://www.nse.cn>

一个学术性教育性
出版机构

网址: <http://www.fltrp.com>


MACMILLAN

ISBN 978-7-5600-5719-4



9 787560 057194

定价: 11.53元

审批号: 粤价[2011]156号

举报电话: 12358



义务教育课程标准实验教科书
经全国中小学教材审定委员会2004年审查通过

English 英语

初中二年级上册
学生用书
Student's Book 3

主编: 陈琳 Simon Greenall (英) 副主编: 鲁子问
编者: Kenna Bourke (英) Jill Florent (英)
Cheryl Pelteret (英) Mary Tomalin (英)
朱丽莲 王路 王笃勤



外语教学与研究出版社
FOREIGN LANGUAGE TEACHING AND RESEARCH PRESS
北京 BEIJING

PDG

京权图字: 01-2004-2759

© 2006 Foreign Language Teaching and Research Press & Macmillan Publishers Ltd.

Although we have tried to trace and contact copyright holders before publication, in some cases this has not been possible. If contacted we will be pleased to rectify any errors or omissions at the earliest opportunity.

图书在版编目(CIP)数据

英语(新标准)学生用书. 初中二年级. 上册/陈琳,(英)格里诺尔(Greenall, S.)主编;
(英)伯克(Bourke, K.)等编. — 北京:外语教学与研究出版社, 2006.6 (2011.5 重印)
ISBN 978-7-5600-5719-4

I. ①英… II. ①陈… ②格… ③伯… III. ①英语课—初中—教学参考资料 IV. ①G634.413

中国版本图书馆 CIP 数据核字 (2011) 第 088907 号

新方式, 新服务, 新体验

NSE ONLINE 新标准英语网

<http://www.nse.cn>

专业级别的基础英语教育资源型网站
倡导自主学习理念, 轻松提升英语水平

隆重推出 **NSE 网络教材** (<http://ebook.nse.cn>),
嵌入语音测评和多媒体技术, 英语教学精彩互动, 欢迎访问!

出版发行: 外语教学与研究出版社

社址: 北京市西三环北路 19 号 (100089)

网址: <http://www.fltrp.com>

印刷: 佛山市浩文彩色印刷有限公司

开本: 787×1092 1/16

印张: 13.25

版次: 2006 年 6 月第 1 版 2011 年 6 月第 4 次印刷

书号: ISBN 978-7-5600-5719-4

定价: 11.00 元

* * *
购书咨询: (010)88819929 电子邮箱: club@fltrp.com

如有印刷、装订质量问题, 请与出版社联系

联系电话: (010)61207896 电子邮箱: zhijian@fltrp.com

制售盗版必究 举报查实奖励

版权保护办公室举报电话: (010)88817519

前言

本教材是外语教学与研究出版社依据教育部制定的国家《英语课程标准》，在充分调研和科研论证的基础上，与著名出版机构——英国麦克米伦出版公司共同推出的中小学英语教材——《英语》（新标准）的初中部分。

本教材中方主编是北京外国语大学的陈琳教授，副主编是华中师范大学的鲁子问副教授。英方主编Simon Greenall先生是世界知名的教材编写专家，国际英语教师协会前任主席。编者Kenna Bourke女士、Jill Florent女士、Cheryl Pelteret女士、Mary Tomalin女士均为知名的英语教材编写专家。参加本书编写的还包括具有丰富教学经验的大学和中学英语教师王笃勤、朱丽萍和王路等。

《英语》（新标准）初中部分共有六册，分别适用于初中一年级至三年级六个学期。本套教材具备以下特色：

一、遵循“以人为本”的教育理念，以学习者的年龄和认知能力为基础，全面培养学生的综合语言应用能力，寓素质教育于英语教学之中。

二、继续遵循《英语》（新标准）系列教材的“题材—功能—结构—任务”编写原则，博采众家之长，探索适合中国学生英语学习的途径和方法。

三、贯彻国家《英语课程标准》初中阶段对语言知识的各项要求，运用多种方法使学生在初中毕业时达到1600个单词的词汇量。

四、从多方面强化语言技能的训练，特别关注学生学习策略的培养；结合每个模块的主题，对学生进行文化意识方面的渗透。

五、注重题材和功能的多样化，课文语言地道鲜活，难度适中，突出体现初中学生的年龄与兴趣特点。

六、在语法体系设计方面，系统地安排了各种语法项目，确保学生在初中毕业时达到国家《英语课程标准》五级的整体要求。

七、为提高学生的自学能力，附录部分列举了对“学生用书”语言点的讲解、主要语法现象的归纳总结、词汇表以及不规则动词表。

八、针对不同层面和教学环境的教师，我们特别编写了信息量大且实用的“教师用书”，不仅包括详细的授课流程引导（英文），还有针对每个模块特别编写的教学目标、内容分析、各单元详细的教学过程建议、教学评价建议和教学资源库。

九、本教材遵循教学资源化的理念，分别邀请英方专家和中方测试专家编写了配套的“阅读”和“同步评价手册”等多种练习册，我们还陆续为广大师生出版了配套的多媒体和网上资源。

《英语》（新标准）系列教材的初中阶段充分地体现了国家《英语课程标准》的理念，并将为高中阶段综合语言运用能力的培养打下坚实的基础。

《英语》（新标准）系列教材
初中阶段编委会

致同学

同学们，你们好！

欢迎你们学习使用《英语》（新标准）！

作为新标准系列英语教材中的初中二年级上册，本书供已经达到或基本达到国家《英语课程标准》三级要求的学生使用。

本册教材按照国家《英语课程标准》规定的四级要求编写。经过一段时间的英语学习，你们已经具有一定的听、说、读、写能力，在初中二年级阶段，这四种能力将得到全面强化与深化。由于初中二年级是语言结构与运用能力全面转型的时期，在这一阶段，你们往往容易遇到学习困难。为此，本册教材在第一模块为你们设计了关于学习策略与方法的内容，帮助你们顺利实现这一转型。

在本册中，语言结构知识的扩展与语言运用能力的强化是你们的学习重点。我们主要设计了表达完成的行为、过去某一时间正在进行的动作等语言结构。这些新的内容不仅能扩展你们的知识领域，更能加强你们运用英语的能力，希望你们特别注意学习。

本册教材对语音的要求也有了一些变化，不是学习单个的语音，而是学习语篇中的语音，这能帮助你们更好地运用英语。

本册教材共有12个学习模块（Module），每一个模块含三个单元（Unit）。一般情况下，第一、二单元学习新语言；第三单元运用语言，用以巩固本模块所学内容，还有一个介绍世界文化知识的专栏以及运用任务。每个学习模块在Workbook部分都配有一个练习模块。本册还包括期中复习、期末复习模块，供学生在期中和期末对所学内容做一定的总结性练习。




本教材以多样化的题材为中心设计学习内容，适合你们的兴趣、爱好和交流思想感情的需要。各种练习依然按任务型学习（Task-based learning）的原则设计。换言之，要帮助你们做到用所学语言来“做事情”——完成一定的任务。为了强调任务型学习，本教材在每一个模块标题下均列出“模块任务”（Module task），使你们在开始学习前就了解本模块要求用所学语言完成的任务。


我们希望你们坚持按照国家《英语课程标准》的要求，利用一切学习资源，采取科学有效的学习策略，课内努力学习，积极参与各种运用活动；课外多读、多听、多看，利用一切机会运用英语。只有不断扩大课外阅读量和听说量，才能巩固和深化教材中所学的语言结构和运用能力，形成相应的听、说、读、写技能和运用能力。

希望你们加强课内、课外的学习，突破初二英语学习这个关口。我们相信，有了持之以恒的努力，加上老师的耐心指导，你们一定能在英语学习上更上一层楼！

指示语

介绍





Scope and sequence

Module and topic	Function	Structure	• Listening / • Speaking /
1 How to learn English P2	Making suggestions; Studying	Giving advice: <i>You should / shouldn't ...</i> <i>Why don't you ...?</i> <i>Try...</i> <i>It's a good idea ...</i> <i>How about ...?</i>	• Learning to study • Giving advice
2 Experiences P10	Asking questions about experiences	Present perfect	• Listening for specific information • Asking questions
3 Journey to space P18	Finding out about recent events	Present perfect with <i>already, just, yet</i>	• Finding out about a news broadcast • Sentence stress
4 Education P26	Talking about periods of time and numbers	Present perfect with <i>for</i> and <i>since</i>	• Matching events and times • Asking and answering questions about time
5 Western music P34	Talking about music	Tag questions	• Matching people with the music they like • Describing opinions about music
6 A famous story P42	Telling a story	Past continuous	• Listening to a story • Saying what you were doing at a specific time
Revision module A P50			
7 Feelings and impressions P56	Describing feelings and impressions	Sense verbs: <i>sound, smell, look, taste, feel</i>	• Matching sentences with pictures • Talking about likes and dislikes

●Reading / ●Writing	Around the world	Task	Workbook
<ul style="list-style-type: none"> ● Reading advice about studying ● Writing a letter asking for advice about studying 	English around you	Writing your English study plan	P112
<ul style="list-style-type: none"> ● Matching people with paragraphs ● Writing about experiences 	Disneyland	Doing a questionnaire about experiences	P116
<ul style="list-style-type: none"> ● Reading and choosing the best title ● Writing a narrative story 	Planets and days	Making a poster about space travel	P120
<ul style="list-style-type: none"> ● Reading for main ideas, matching words with meanings ● Joining sentences with <i>and</i>, <i>or</i>, <i>but</i> 	Oxfam	Writing a leaflet to raise money for the Hope Schools	P124
<ul style="list-style-type: none"> ● Reading for information ● Writing a biography of a composer 	The orchestra	Talking about the music you like best	P128
<ul style="list-style-type: none"> ● Reading a famous story ● Writing a story, joining sentences with <i>One day</i>, <i>Then</i> and <i>Finally</i> 	Famous books in English	Writing a short story about your past experience	P132
<ul style="list-style-type: none"> ● Matching the description of a person with a photo ● Describing yourself 	Greetings	Writing a description of someone	P136

Module and topic	Function	Structure	● Listening / ● Speaking
8 Around town P64	Asking for, giving and following directions	Prepositions of place and movement	<ul style="list-style-type: none"> ● Matching places and positions on a map ● Asking for and giving directions
9 Animals in danger P72	Discussing how to protect animals	Infinitive structures	<ul style="list-style-type: none"> ● Matching pictures with descriptions ● Asking and answering questions about protecting animals
10 Lao She Teahouse P80	Talking about events in your life	Verbs followed by infinitives	<ul style="list-style-type: none"> ● Listening and numbering sentences in order ● Talking about plans, hopes, offers, etc
11 The weather P88	Describing the weather	Possibility: <i>may, might, probably</i>	<ul style="list-style-type: none"> ● Listening and correcting written information ● Asking questions, showing surprise
12 Traditional life P96	Describing customs; Saying what you must and mustn't do	<i>Must / mustn't and can / can't</i>	<ul style="list-style-type: none"> ● Matching words and pictures ● Asking and answering about customs
Revision module B P104			

Appendices

Language notes	P160
Guide to language use	P168
Words and expressions	P181
Proper names	P189
Vocabulary	P191
Irregular verbs	P199
Pronunciation table	P201

● Reading / ● Writing	Around the world	Task	Workbook
<ul style="list-style-type: none"> ● Reading and following a tour on the map ● Writing directions 	A famous place	Giving directions around your town	P140
<ul style="list-style-type: none"> ● Matching headings with paragraphs ● Following a plan to write a paragraph 	Animals in danger	Writing about animals in danger	P144
<ul style="list-style-type: none"> ● Matching headings with paragraphs ● Describing a film or play 	Theatres	Writing and acting out a scene from a play	P148
<ul style="list-style-type: none"> ● Matching photos with descriptions of the weather ● Writing advice and giving reasons using <i>because</i>, <i>so</i>, and <i>but</i> 	The wettest place	Preparing some advice on the best time to visit China	P152
<ul style="list-style-type: none"> ● Matching pictures with paragraphs ● Writing advice about customs and rules in China 	Signs around the world	Writing advice for foreign guests to a Chinese family	P156



MODULE 1 How to learn English

Module task: Writing your English study plan

Unit 1 Try not to translate every word.

Vocabulary and listening

- 1 Match the words with the headings. Some words go with more than one heading.

answer ask check correct listen look match number
read repeat say translate write

Grammar	Listening	Pronunciation	Reading	Speaking	Vocabulary	Writing
<i>check</i>	<i>listen</i>	<i>repeat</i>	<i>look</i>	<i>answer</i>	<i>match</i>	<i>check</i>

- 2 Listen and match these words with the conversations. 

grammar meaning punctuation spelling translation

- 3 Listen and read. 

Ms James: Welcome back, everyone! Now, because it's a new term, I'm going to give you some advice. Why don't you write it down? Ready?

All: Yes, Ms James.

Ms James: You should always speak English in class. And you should write down your mistakes in your notebooks. And why don't you write down the correct spelling and grammar next to the mistakes? What else?

Lingling: It's a good idea to check your vocabulary notebook every day.

Ms James: That's a good idea. Thanks a lot, Lingling. How about listening to the radio or reading a newspaper in English? But try not to translate every word.

Lingling: I think everyone should have a pen friend and write email messages to each other. I'm going to meet my pen friend in Beijing this term.


Ms James: Excellent!

Lingling: She plays in her school orchestra, and they're doing some concerts in China.

Ms James: Is she English?

Lingling: Yes, she is.

Daming: Good! She can help me with my homework.



Ready?
What else?
Excellent!
That's a good idea.
Thanks a lot.

Everyday English

4 Write notes about:

learning vocabulary	
spelling	
mistakes	
reading English	
translation	
listening to English	

Now listen again and check. 

5 Answer the questions about the words and expressions in the box.

advice correct mistake newspaper notebook pen friend

- 1 What do you think is the best *advice* for learning English?
- 2 Is a *correct* word right or wrong?
- 3 What *mistakes* do you often make?
- 4 Do you read a *newspaper* in English?
- 5 Do you have a vocabulary *notebook*?
- 6 Do you have a *pen friend*? Does he or she send you email messages?

Pronunciation and speaking

6 Listen and repeat.

- 1 Why don't you write it down?
- 2 What else?
- 3 That's a good idea.
- 4 Thanks a lot.

7 Work in pairs. Ask and answer the questions. Use the notes you wrote in Activity 4 to help you.

What should you do to improve:

- | | |
|-------------------|-----------------|
| 1 your grammar | 4 your writing |
| 2 your listening | 5 your reading |
| 3 your vocabulary | 6 your speaking |

You should write down your grammar mistakes in your notebook.

Don't forget to check your vocabulary notebook every day.

Unit 2 Please help me!

Reading and vocabulary

1 Work in pairs. What questions do you have about ...

... understanding real English? ... speaking English? ... learning vocabulary?

2 Read the passage and find out what questions other people ask.

Questions and answers

• Send your questions to the Language Doctor, nse@fltrp.com.

Many students ask for advice about improving their English. There are three basic questions.

The first question is about real English. Li Hao from Hubei wrote, "I enjoy watching English films and listening to real English songs. But it takes a long time. What do you think?"

This is a great way to learn English! Talk about the film or song with your friends, and guess the meaning of the new words. Just enjoy yourself!

The second question is about speaking. Sam, from Suzhou wrote, "Our school has a foreign teacher. But I'm shy and can't speak to her. What should I do?"

When I visit China, lots of people in the street say, "Hello! How are you? Where are

you from? Do you like China?" These are good questions to start a conversation. Many people are shy when they speak English, so before you begin, take a deep breath and smile! Smiling always helps.

The third question is about vocabulary. Oliver, from Anhui Province wrote, "I want to remember all the new words. I write them down, but I forget them quickly. What should I do?"

Try to remember eight or ten words a day. Write them on pieces of paper and place them in your bedroom. Say the words when you see them, and change them every day. And when you're shopping, how about counting the English words, or saying the English names for everything you see?

3 Complete the sentences.

- 1 Li Hao takes a long time to watch films and listen to songs in English because _____.
- 2 To learn English, the Language Doctor thinks Li Hao should _____.
- 3 Sam is often shy when _____.
- 4 The Language Doctor advises Sam to _____.
- 5 Oliver forgets his new vocabulary because _____.
- 6 The best way to learn vocabulary is to _____.

4 Answer the questions about the words and expressions in the box.

basic conversation count deep breath forget improve
remember shy smile

- 1 What are the three *basic* questions about learning English?
- 2 Do you find it easy to have a *conversation* in English?
- 3 Can you *count* the number of English words you know?
- 4 What do you often do after you take a *deep breath*?
- 5 Do you *forget* new vocabulary quickly or do you *remember* it?
- 6 What makes you *shy*?
- 7 How do you feel when you *smile*?
- 8 What's the best piece of advice in the passage to help you *improve* your English?

Writing

5 Make a list of things you're good at in English.

Listening I understand my teacher.

Speaking I speak English all the time in class.

Now make a list of things you're not good at. Write a letter to the Language Doctor and ask for advice.

Dear Language Doctor,

I understand my English teacher, but it's sometimes hard to understand American and British accents. Can you help me?

Best wishes,

Lingling

6 Work in pairs.

- Student A: Read your letter to Student B.
- Student B: Listen to Student A's message and give advice.

Dear Lingling,

You should watch films and TV programmes in English ...

Learning to learn

Try to remember all the things you're good at in English, and make a list. You shouldn't always think about the things you're not good at. Every month, look at the list, and try to decide if you're getting better.

MODULE 1 How to learn English

Unit 3 Language in use

Language practice

You **should always** speak English in class.

And **why don't you write down** the correct words?

It's a good idea to check your vocabulary notebook.

How about listening to the radio in English?

But **try not to translate** every word.

Everyone **should have** a pen friend.

1 Listen to Charlie and Mary. Check (✓) the expressions of advice that you hear.

1 Why don't we ...? ☐

5 Let's try to ... ☐

2 How about ...? ☐

6 Can you ...? ☐

3 ...should ... ☐

7 Remember to ... ☐

4 We can ... ☐

2 Listen again and answer the questions.

1 What is Charlie's problem?

2 How will Mary help him?

3 When does Charlie think they should meet?

4 Why does Mary want to invite other students, too?

5 Why does Charlie think borrowing magazines might be a good idea?

3 Work in pairs. Look at Jack and say what he usually does.



go / bed late



get up / late



not listen / teacher



speak / Chinese / in class



not write / words / groups



get / bad marks

Do you think he's a good student?