

# Chinese Paradise

— The Fun Way to Learn Chinese

## 汉语乐园

(英文版)

WORKBOOK

# 1B

活动手册

刘富华 王巍 周芮安 李冬梅 编著



北京语言大学出版社  
BEIJING LANGUAGE AND CULTURE  
UNIVERSITY PRESS



# Chinese Paradise

— The Fun Way to Learn Chinese


WORKBOOK  
1B



Chinese Paradise is a series of Chinese textbooks for children recommended by the Office of Chinese Language Council International.

It has three levels, each of which consists of:

- two volumes of Student's Book (accompanied with a CD);
- two volumes of Workbook (accompanied with a CD);
- a volume of cards of words and expressions;
- a volume of Teacher's Book;
- four multimedia CD-ROMs (two for each volume).



Chinese Paradise helps students learn interactive sentence patterns, new words and Chinese characters. In addition, information about Chinese culture with illustrations annotated in the native language of students is provided. Furthermore, hands-on activities, songs, stories and different games are supplied also.

Each level consists of 6 units with 12 lessons, and each lesson teaches one or two Chinese characters, about ten new words and a basic sentence pattern.

After completing learning of the three levels, students will be able to achieve the mastery of 50 Chinese characters and 300 new words, speak simple sentences, recite some Chinese nursery rhymes and poems, and sing some Chinese children's songs. They will also get to know some Chinese culture.



责任编辑：于晶  
封面制作：张静

ISBN 978-7-5619-1468-7



9 787561 914687 >

01800 (The CD is in Workbook 1A)

图书在版编目 (CIP) 数据

汉语乐园活动手册: 英文版. 1B/刘富华, 王巍, 周芮安, 李冬梅编著.  
——北京: 北京语言大学出版社, 2008 重印

ISBN 978 -7 -5619 -1468 -7

I. 汉… II. ①刘…②王…③周…④李… III. 汉语—对外汉语教学—教材  
IV. H195.4

中国版本图书馆 CIP 数据核字 (2005) 第 071016 号



## 汉语乐园 活动手册 · 1B (英文版)

责任印制: 汪学发

---

出版发行: **北京语言大学出版社**

社 址: 北京市海淀区学院路 15 号 邮政编码: 100083

网 址: [www.blcup.com](http://www.blcup.com)

电 话: 发行部 82303648/3591/3651

编辑部 82303647

读者服务部 82303653/3908

印 刷: 北京新丰印刷厂

经 销: 全国新华书店

---

版 次: 2005 年 7 月第 1 版 2008 年 6 月第 5 次印刷

开 本: 889 毫米 × 1194 毫米 1/16 印张: 1.75

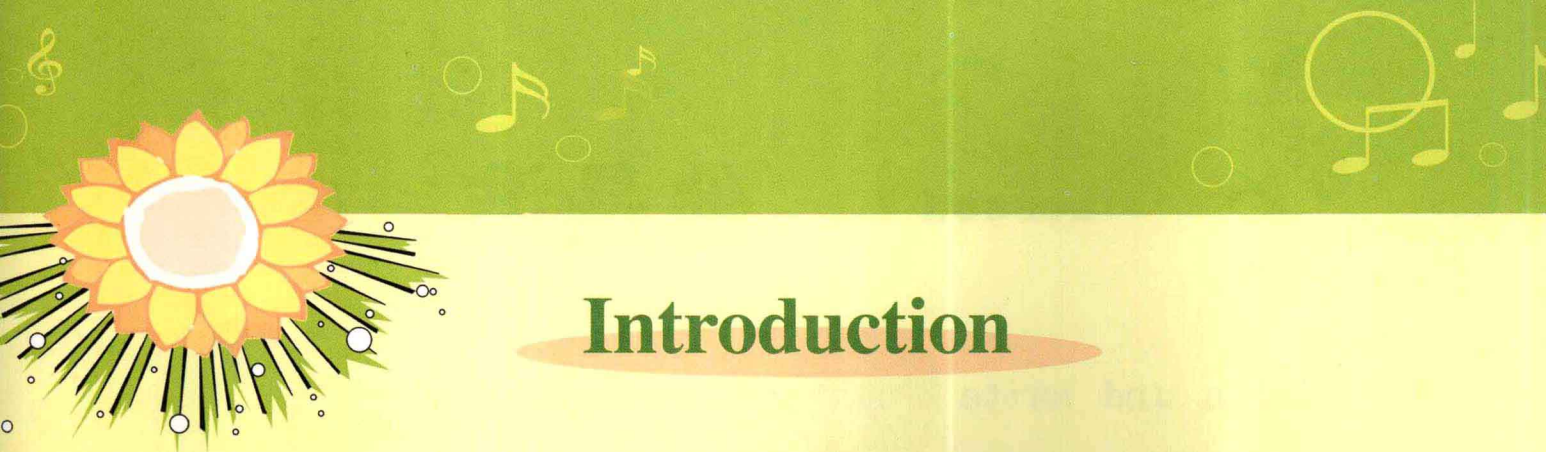
字 数: 7 千字 印数: 30001—40000

书 号: ISBN 978 -7 -5619 -1468 -7/H · 05054  
01800

---

凡有印装质量问题, 本社出版部负责调换。电话: 82303590





## Introduction

This Workbook is an exercise book of *Chinese Paradise* to be used together with the Student's Book. It consists of a total of six volumes. Each volume contains six lessons with six to eight exercises for each lesson. Besides, an additional exercise is provided as homework in Workbook 3. The exercises in each lesson are divided into four sections: *pinyin*, Chinese characters, vocabulary and dialogue, which are presented with novel and lively illustrations and are designed to be carried out through a variety of enjoyable and useful learning activities, such as sticking stick-on pictures, coloring characters, matching exercises, maze tasks, etc. In addition, relevant handicraft activities and cultural discussions are also included. Furthermore, sticker pages, and red-charactered paper used for practising character writing are provided at the end of each workbook.

In view of the difficulties that may be encountered in writing Chinese characters by beginners, it is not necessary for them to complete the exercises using Chinese characters. They may use *pinyin* in the Workbook except for "Practising Chinese Characters".

A CD is attached to the Workbook, which provides materials for the listening exercises of each lesson.

The compilers



# 目 录

## UNIT 4 MY HOME

Lesson 7 他是谁 2

Lesson 8 我的房间 6

## UNIT 5 IN THE CLASSROOM


Lesson 9 请进 10

Lesson 10 我有书包 14

## UNIT 6 FOOD AND DRINKS

Lesson 11 你们喝什么 18

Lesson 12 饺子很好吃 22







中国国家汉办重点规划教材

“十一五”期间国家重点图书出版规划项目

# Chinese Paradise

— The Fun Way to Learn Chinese

## 汉语乐园

活动手册

刘富华 王巍 周芮安 李冬梅 编著



北京语言大学出版社


BEIJING LANGUAGE AND CULTURE  
UNIVERSITY PRESS



# Lesson 7

## 他是谁

1. Listen and write down the numbers.



2. Color it.

1



red

2



blue

3



yellow

4



orange

5



green

6



black

7



brown

8



pink





### 3. Listen and write.



Mary 是 \_\_\_\_\_。



David 是 \_\_\_\_\_。



Nancy 是 \_\_\_\_\_。



Kate 是 \_\_\_\_\_。


### 4. Read the words and match them with the pictures.

bàba  
爸爸


māma  
妈妈

gēge  
哥哥

dìdi  
弟弟



A



B



C



D



5. Listen, look and answer.



Tā shì shuí?  
(1) 他是谁? \_\_\_\_\_

Tā shì shuí?  
(2) 她是谁? \_\_\_\_\_

6. Draw pictures of your family.



7. Guess: Who are they?





Lesson 8

# 我的房间


1. Look and write.



--	--	--	--	--	--



--	--	--	--	--



--	--	--	--




--	--	--	--




2. Color the strokes.

床 床






3. Draw the missing housewares in the picture and write down their Chinese names.

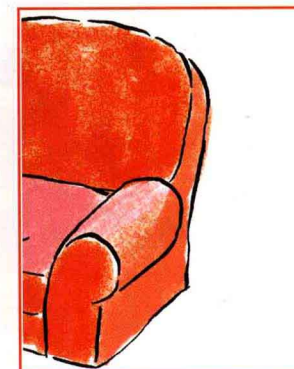

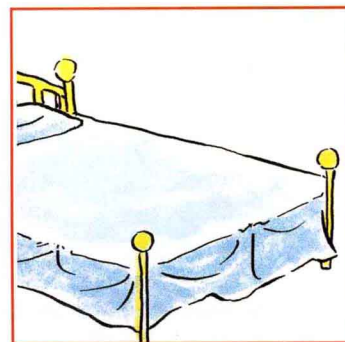


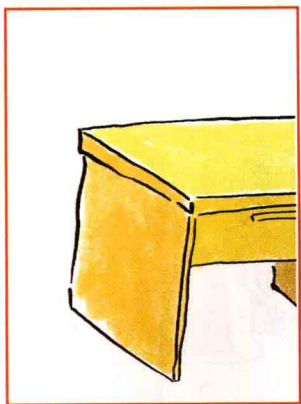


4. Look and write.





5. Match them and say.




6. Listen and tick.




A



B




C



D



7. Design your own room.






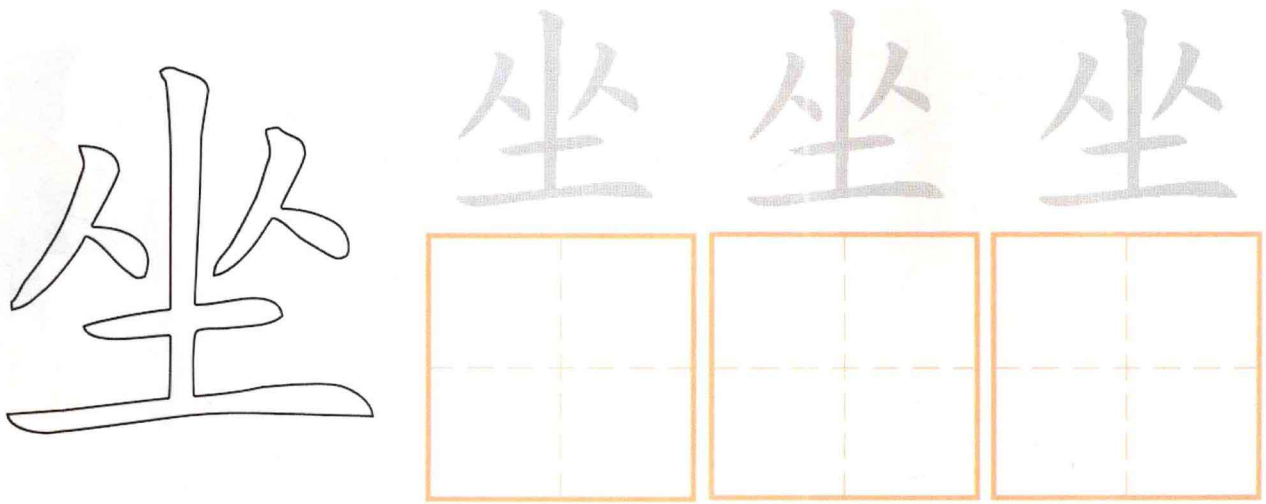
# Lesson 9

## 请进


1. Listen and match the *pinyin*.



2. Stick and write.



3. Listen and act it out.





4. Fill in the blanks.



5. Listen and stick.

