

Chinese Paradise

The Fun Way to Learn Chinese

汉语乐园

(英文版)

WORKBOOK

1A

活动手册

刘富华 王巍 周芮安 李冬梅 编著



北京语言大学出版社
BEIJING LANGUAGE AND CULTURE
UNIVERSITY PRESS

Including a CD for 1A and 1B

图书在版编目 (CIP) 数据

汉语乐园活动手册: 英文版. 1A / 刘富华, 王巍, 周芮安, 李冬梅编著.
——北京: 北京语言大学出版社, 2009 重印

ISBN 978-7-5619-1440-3

I. 汉… II. ①刘…②王…③周…④李… III. 汉语—对外汉语教学—教学参考资料
IV. H195.4

中国版本图书馆 CIP 数据核字 (2005) 第 052656 号

汉语乐园 活动手册·1A(英文版)

责任印制: 汪学发

出版发行: 北京语言大学出版社

社 址: 北京市海淀区学院路15号 邮政编码: 100083

网 址: www.blcup.com

电 话: 发行部 82303648/3591/3651

编辑部 82303647

读者服务部 82303653/3908

网上订购电话 82303668

客户服务信箱 service@blcup.net

印 刷: 北京新丰印刷厂

经 销: 全国新华书店

版 次: 2005年7月第1版 2009年3月第6次印刷

开 本: 889毫米×1194毫米 1/16 印张: 1.75

字 数: 7千字

书 号: ISBN 978-7-5619-1440-3/H·05054

02000

凡有印装质量问题, 本社出版部负责调换。电话: 82303590



中国国家汉办重点规划教材
“十一五”期间国家重点图书出版规划项目


Chinese Paradise

— The Fun Way to Learn Chinese

汉语乐园

活动手册

刘富华 王巍 周芮安 李冬梅 编著



北京语言大学出版社

BEIJING LANGUAGE AND CULTURE
UNIVERSITY PRESS

目 录

UNIT 1 GREETING

Lesson 1 你好 2

Lesson 2 我叫明明 6

UNIT 2 COUNTING

Lesson 3 一、二、三 10


Lesson 4 我十一岁 14

UNIT 3 MY BODY

Lesson 5 我的眼睛 18

Lesson 6 他个子高 22





Introduction

This Workbook is an exercise book of *Chinese Paradise* to be used together with the Student's Book. It consists of a total of six volumes. Each volume contains six lessons with six to eight exercises for each lesson. Besides, an additional exercise is provided as homework in Workbook 3. The exercises in each lesson are divided into four sections: *pinyin*, Chinese characters, vocabulary and dialogue, which are presented with novel and lively illustrations and are designed to be carried out through a variety of enjoyable and useful learning activities, such as sticking stick-on pictures, coloring characters, matching exercises, maze tasks, etc. In addition, relevant handicraft activities and cultural discussions are also included. Furthermore, sticker pages, and red-charactered paper used for practising character writing are provided at the end of each workbook.

In view of the difficulties that may be encountered in writing Chinese characters by beginners, it is not necessary for them to complete the exercises using Chinese characters. They may use *pinyin* in the Workbook except for "Practising Chinese Characters".

A CD is attached to the Workbook, which provides materials for the listening exercises of each lesson.

The compilers

Lesson 1

你好

1. Listen, repeat and write.



a ai an ao ang

2. Listen and read.



ā
āi
ān
āo
āng



á
ái
án
áo
áng



ǎ
ǎi
ǎn
ǎo
ǎng



à
ài
àn
ào
àng

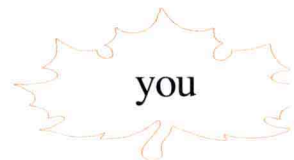
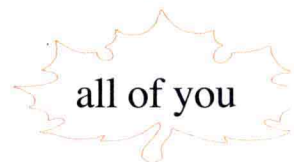
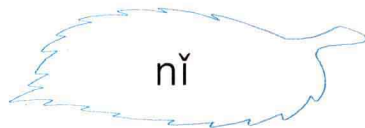


3. Stick and color it.




你 好



4. Color them.




5. Listen and match them.



6. Write and say it.



7. Tell what you know about China.



Lesson 2

我叫明明

1. Listen, repeat and write.



o ou ong

2. Listen and read.



ō
ōu
ōng



ó
óu
óng



ǒ
ǒu
ǒng




ò
òu
òng

3. Stick and write.




4. Choose and write the numbers.



tā 他 _____ tā 她 _____

5. Join the dots and write down the meaning and pronunciation of the word.

谢谢




6. Listen and stick.




Nǐ jiào shénme? Wǒ jiào
你 叫 什么? 我 叫.....

7. Look and complete the dialogue in the picture.



8. Color it and write.



Lesson 3

一、二、三

1. Listen, repeat and write.



e ei en eng

2. Listen and read.



ē

ēi

ēn

ēng



é

éi

én

éng



ě

ěi

ěn

ěng




è

èi

èn




èng

3. Color it and write.

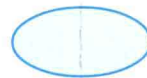






--	--	--	--	--	--




4. Look and match them.



5. Listen and write.

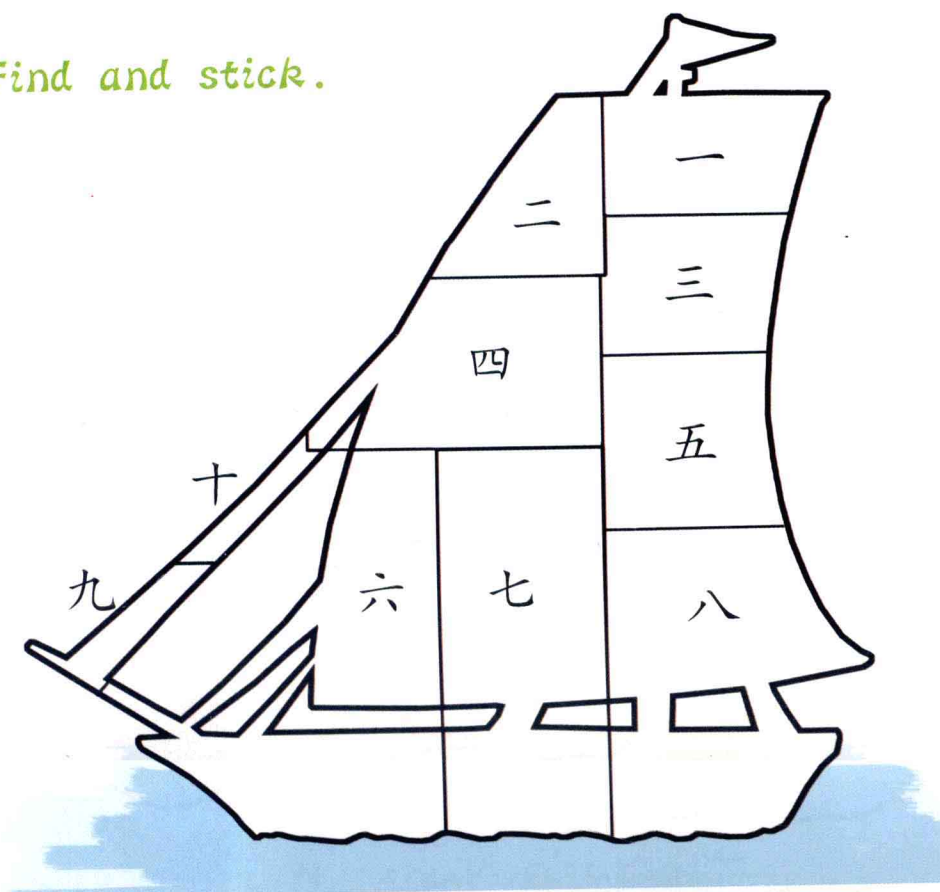


6. Count and write down their numbers.





7. Find and stick.



8. Chant it.

Yī, èr, sān, sān, èr, yī,
 一、二、三、三、二、一,
 yī, èr, sān, sì, wǔ, liù, qī.
 一、二、三、四、五、六、七。
 Yī, èr, sān, sān, èr, yī,
 一、二、三、三、二、一,
 qī, liù, wǔ, sì, sān, èr, yī.
 七、六、五、四、三、二、一。

