

21世纪高等学校精品课程规划教材

大学英语综合教程 1

Integrated Course of College English (I)

主 编 王 莹 杜文贤


 **北京理工大学出版社**
BEIJING INSTITUTE OF TECHNOLOGY PRESS

21 世纪高等学校精品课程规划教材

大学英语综合教程 1

Integrated Course of College English (I)

主 编 王 莹 杜文贤
副主编 陈之刚 汲鸿雁 杨 红
胡月红 罗 颖
编 者 傅庆顺 唐 宁 李文楨
张旭光 王 月

 北京理工大学出版社

BEIJING INSTITUTE OF TECHNOLOGY PRESS

版权专有 侵权必究

图书在版编目 (CIP) 数据

大学英语综合教程. 1/王莹, 杜文贤主编. —北京: 北京理工大学出版社, 2010. 4

ISBN 978 - 7 - 5640 - 3069 - 8

I. ①大… II. ①王…②杜… III. ①英语 - 高等学校 - 教材 IV. ①H31

中国版本图书馆 CIP 数据核字 (2010) 第 031643 号

出版发行 / 北京理工大学出版社

社 址 / 北京市海淀区中关村南大街 5 号

邮 编 / 100081

电 话 / (010)68914775(办公室) 68944990(批销中心) 68911084(读者服务部)

网 址 / <http://www.bitpress.com.cn>

经 销 / 全国各地新华书店

印 刷 / 北京国马印刷厂

开 本 / 787 毫米 × 960 毫米 1/16

印 张 / 16.5

字 数 / 301 千字

版 次 / 2010 年 4 月第 1 版 2010 年 4 月第 1 次印刷

印 数 / 1 ~ 2000 册

定 价 / 38.00 元

责任校对 / 陈玉梅

责任印制 / 边心超

图书出现印装质量问题, 本社负责调换

丛书编写委员会

主任委员：杨 国

副主任委员：冷德军 禹海玲 姚 阳 杨 静

委 员 (按姓氏拼音排序)：

白 杨	蔡雅丽	陈晓楠	褚淑娟	丁 艳
杜文贤	封鲁宁	傅庆顺	郭秀梅	韩秀钰
韩 怡	何 玲	黄 璜	侯 颖	汲鸿雁
姜勤伟	李璐娜	李 楠	李文祯	李英俊
李 悦	刘 波	刘桂芳	刘国辉	刘艳冰
任飞跃	任志鑫	苏 波	唐 宁	王 丹
王俐俐	王青青	王少杰	王 婷	王洗薇
王 昕	王 莹	王 月	徐 萍	徐 音
杨 红	杨文升	杨 艳	么春艳	由 昉
于海明	翟芳芳	张 丽	张丽莉	张 靓
张旭光	张宇红	张 展	赵 沁	张 宇
周 丹				

《大学英语综合教程》是一套供普通高等学校使用的英语教材，由多年奋斗在教学一线、熟知高校英语教学规律的教师共同编写完成。

本套教程认真研究和总结了同类教材的优势和不足，摒弃了实用性不大、操作性不强的内容。在此基础上，又充分考虑到高校学生的英语基础、学习态度、学习习惯及接受能力等因素，形成了这套独具特色、科学实用的《大学英语综合教程》。

《大学英语综合教程》共三册，本书为第一册。本册共有 10 个单元。每单元包括“说 (Open Your Mouth)、听 (Cheer up Your Ears)、读 (Brighten Your Eyes)、写 (Loose Your Hands) 和趣味小版块 (Relax Your Mind)”五部分。

• Section One Open Your Mouth 包括两个紧扣交际主题的对话范例，紧跟其后的是仿真交际练习，即按设定范例进行模仿表演、按设定情景自编对话以及“前呼”如何“后应”等方面的练习。该部分生动的语言和生活化的情景让学生有话可说，交流的欲望和兴趣大大提高。

• Section Two Cheer up Your Ears 根据学生的实际水平设置了由易到难、循序渐进的听力练习内容：包括词汇辨音、问句答语选择、对话理解及复合式听写，等等。题型灵活实用，容量适中；精心挑选的听力内容紧扣单元交际话题，在训练听力的同时又增长了知识，开阔了视野。

• Section Three Brighten Your Eyes 两篇短文是本教程的基本阅读材料。文章语言真实规范、题材新颖，内容涉及现代生活的方方面面，融知识性和趣味性于一体。习题部分包括了根据课文内容设置的阅读理解题、语法词汇题和英汉互译几个模块。其特点是紧扣短文设计练习题目，教师可根据实际课时安排课堂练习，亦可布置为课后作业。

• Section Four Loose Your Hands 包括“语法”及“应用写作”两部分。“语法”以“够用”为原则，针对高校学生语法掌握薄弱这一具体情况，着重强化基本规律，再辅以特例进行教学。文字表达深入浅出、通俗易懂。“应用写作”则省略了烦琐枯燥的语言表述，取而代之的是容易模仿、易于记忆的标准写作示例。其形式简洁明了，便



于学生在短时间内掌握写作格式及惯用套语，也就是说，学生只要替换相关内容或信息点即可完成随后的写作练习。

• **Section Five Relax Your Mind** 该部分收录了在英、美等以英语为母语的国家较为流行的绕口令及儿歌，旨在使学生既得到放松，又训练了语音、语调以及语言的连贯性，为深层次语言交际打下基础。

综上所述，本套教程有如下特点。

1. 各单元内容紧扣同一交际主题展开，强调听、说、读、写、译技能的综合培养。
2. 注重课堂活动的目的性和可操作性，增强学生的语言应用能力。
3. 注重题材的真实性、科学性、时效性、多样性和趣味性，从深层次激发学生的学习热情和兴趣。
4. 各环节设计科学、实际，难度和内容与高校学生的英语水平高度契合。

《大学英语综合教程1》由王莹和杜文贤主编，陈之刚、汲鸿雁、杨红、胡月红、罗颖等人参加编写。王莹对全书进行了统稿。具体章节编写任务如下。

王 莹：第一单元，第二单元，第三单元第四、第五部分及附录

杜文贤：第八、第九单元和第三单元的第三部分（Passage 2）

陈之刚：第七单元和第三单元的第三部分（Passage 1）

汲鸿雁：第四单元和第三单元的第一部分


杨 红：第五单元和第三单元的第二部分

胡月红：第十单元

罗 颖：第六单元

另外，傅庆顺、唐宁、李文祯、张旭光、王月也根据具体任务分工参与了编写。由于编者水平有限，加之时间紧张，疏漏在所难免，恳请广大使用者批评指正。

编 者



Contents

Unit 1 College Life	1
Section One Open Your Mouth	1
Section Two Cheer up Your Ears	6
Section Three Brighten Your Eyes	9
Passage 1 The Key to a Freshman in College	9
Passage 2 My First Year of College	15
Extra Reading The Teaching Methods in American Colleges	17
Section Four Loose Your Hands	19
Grammar Noun	19
Applied Writing Business Card	21
Section Five Relax Your Mind	22
Unit 2 Family and Friends	23
Section One Open Your Mouth	23
Section Two Cheer up Your Ears	28
Section Three Brighten Your Eyes	32
Passage 1 True Friendship	32
Passage 2 The Changing American Family	37
Extra Reading Our Parents	40
Section Four Loose Your Hands	41
Grammar Preposition & Article	41
Applied Writing Greeting Card (I)	43
Section Five Relax Your Mind	44
Unit 3 Communications	45
Section One Open Your Mouth	45
Section Two Cheer up Your Ears	50



Section Three	Brighten Your Eyes	54
Passage 1	The Importance of Cell Phones in Modern Society	54
Passage 2	A Smaller World	60
Extra Reading	Safe or Harmful?	62
Section Four	Loose Your Hands	64
Grammar	Pronoun	64
Applied Writing	Greeting Card (II)	67
Section Five	Relax Your Mind	68
Unit 4	Food Culture	69
Section One	Open Your Mouth	69
Section Two	Cheer up Your Ears	74
Section Three	Brighten Your Eyes	77
Passage 1	Garlic — Your Healthy Food	77
Passage 2	Pay Attention to the Food You Eat	82
Extra Reading	Food and Face	85
Section Four	Loose Your Hands	86
Grammar	Tense (I)	86
Applied Writing	Invitation Letter	90
Section Five	Relax Your Mind	90
Unit 5	Shopping	91
Section One	Open Your Mouth	91
Section Two	Cheer up Your Ears	96
Section Three	Brighten Your Eyes	100
Passage 1	Mall of America	100
Passage 2	Holiday Shopping on the Job? Call It “Cyber Monday”	105
Extra Reading	Saving People Money So They Can Live Better	108
Section Four	Loose Your Hands	109
Grammar	Tense (II)	109
Applied Writing	Answering an Invitation Card	112
Section Five	Relax Your Mind	113
Unit 6	Sports	114
Section One	Open Your Mouth	114
Section Two	Cheer up Your Ears	119

Section Three	Brighten Your Eyes	123
Passage 1	Sports and Health	123
Passage 2	My Favorite Sport	128
Extra Reading	Olympics	130
Section Four	Loose Your Hands	132
Grammar	Tense (III)	132
Applied Writing	Note	136
Section Five	Relax Your Mind	137
Unit 7	Advertisements	138
Section One	Open Your Mouth	138
Section Two	Cheer up Your Ears	143
Section Three	Brighten Your Eyes	146
Passage 1	Does Post Card Advertising Really Work?	146
Passage 2	Get a Good Buy	152
Extra Reading	Ads	154
Section Four	Loose Your Hands	155
Grammar	Modal Verb	155
Applied Writing	Personal Ad	158
Section Five	Relax Your Mind	159
Unit 8	Weather	160
Section One	Open Your Mouth	160
Section Two	Cheer up Your Ears	165
Section Three	Brighten Your Eyes	168
Passage 1	The Lost Homeland	168
Passage 2	Natural Disasters	173
Extra Reading	Influences of Weather on People	176
Section Four	Loose Your Hands	177
Grammar	Numeral & There be Clause	177
Applied Writing	Merchandise-Selling Advertisement	180
Section Five	Relax Your Mind	181
Unit 9	Health	182
Section One	Open Your Mouth	182
Section Two	Cheer up Your Ears	187



Section Three	Brighten Your Eyes	190
Passage 1	Be Alert to Online Medical Information	190
Passage 2	Keep away from Lead	195
Extra Reading	Being a Victim of My Own Cleverness	197
Section Four	Loose Your Hands	198
Grammar	Passive Voice	198
Applied Writing	Direction for Medicine Administration	202
Section Five	Relax Your Mind	203
Unit 10	Hobbies	204
Section One	Open Your Mouth	204
Section Two	Cheer up Your Ears	209
Section Three	Brighten Your Eyes	212
Passage 1	British Children Are Encouraged to Read More	212
Passage 2	A Well-Balanced Life	218
Extra Reading	Several Ways to Get Financial Aid at U. S. Colleges	220
Section Four	Loose Your Hands	222
Grammar	Direct Speech & Indirect Speech	222
Applied Writing	Flight Schedule & Train Schedule	225
Section Five	Relax Your Mind	226
Appendixes	227
I.	Glossary	227
II.	Phrases and Expressions	247
III.	Phonetics	253

Unit 1

College Life

Section One Open Your Mouth

Warm up

Try to create your own dialogue with your partner from the topic-related picture and the situation given below. Then act it out before the class.






Situation:

1. Topic: Meeting a New Friend in College
2. Related persons: John, Helen, Lily
3. Stimulating words or phrases: hello, glad, meet, nice, friend, this is...

Real World

Dialogue 1 Meeting a New Friend on Campus

Jack: Hello, nice to meet you. My name is Jack.
 Andy: I'm Andy. Nice to meet you, too.
 Jack: What are you studying?
 Andy: Software Engineering.
 Jack: So we're on the same course! What got you interested in it?
 Andy: Oh, I've just always been into computers.
 Jack: Cool! It looks like it's time for class. Shall we go to the lecture together?
 Andy: Sure. Let's go.



Notes

1. software	['sɒftweə]	n.	软件
2. engineering	[,endʒi'niəriŋ]	n.	工程
3. lecture	['lektʃə]	n. & v.	讲演
4. course	[kɔ:s]	n.	课程, 过程
5. computer	[kəm'pjʊ:tə]	n.	计算机
6. cool	[ku:l]	adj.	原来如此, 棒的
7. Software Engineering			软件工程
8. go to the lecture			上课

Dialogue 2 Meeting Friends Again

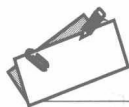
Mike: Tony! Haven't seen you for ages. How have you been?
 Tony: Oh, Hi! Fine, thanks. How are you?
 Mike: Very well, thank you. What are you up to?

Tony: I'm working on a paper, so I've come to the library to do my research. What about you?

Mike: Not much. Just having a browse.

Tony: Actually, I was about to wrap up and go for lunch. Would you like to join me?

Mike: Yes, I'd love to.



Notes

- | | | | |
|------------------------|------------|----|-------------------|
| 1. research | [ri'sɜ:tʃ] | v. | 调查 |
| 2. wrap | [ræp] | v. | 包, 裹 |
| 3. do one's research | | | 作调查, 查阅资料 |
| 4. work on | | | 处理, 从事, 研究 |
| 5. have a browse | | | 浏览, 随便看看 |
| 6. be about to wrap up | | | 打算结束…… |
| 7. What are you up to? | | | 你有什么行动? / 你在做些什么? |

Role-Play

I. Work in pairs: Read the following dialogues and act them out.

Dialogue One

Lucy: Hello! I'm Lucy.

Sofia: Hi! My name is Sofia.

Lucy: Where are you from?

Sofia: I'm from America. And you?

Lucy: I'm from England. Nice to meet you.

Dialogue Two

Bill: Hello! Li! How nice to meet you here!

Li: Hi, Bill! What a nice surprise! What brings you to Canada?

Bill: I'm here on holiday. And you?

Li: I'm teaching Chinese here.



II. Fill in each blank with one word without referring to the dialogues.

A

Jack: Hello, 1 to meet you. My name is Jack.

Andy: I'm Andy. 2 to meet you, too.

Jack: 3 are you studying?

Andy: Software Engineering.

Jack: So, we're on the same course! 4 got you interested in it?

Andy: Oh, I've just always been into computers.

Jack: Cool! It looks like it's 5 for class. Shall we go to the lecture together?

Andy: Sure. Let's 6 .

B

Mike: Tony! Haven't 1 you for ages. How have you been?

Tony: Oh, Hi! 2 , thanks. How are you?

Mike: Very 3 , thank you. What are you up to?

Tony: I'm working on a paper, so I've come to the library to do my research. What about 4 ?

Mike: Not much. Just having a 5 .

Tony: Actually, I was about to wrap up and go for lunch. Would you like to 6 me?

Mike: Yes, I'd love to.

III. Complete the following dialogue with the proper sentences in the box.

- | |
|---|
| <p>A. Nice to meet you.
 B. Who's that girl?
 C. It's time for class.
 D. How are you?
 E. This is our new classmate, Jenny.
 F. What are you doing here?</p> |
|---|

Dialogue:

Peter: Hi, Kitty. 1

Kitty: I'm fine, thank you.

Peter: 2

Kitty: We are playing chess.

Peter: 3

Kitty: She's a new student, Jenny. Jenny! Come and meet Peter. (To Jenny) This is Peter. He's in our class. (To Peter) 4

Peter: Hi, Jenny.

Jenny: Hello. Nice to meet you.

Peter: There comes the bell. 5

Kitty: Let's go to our classroom quickly.

IV. Work with your partner to create your own dialogue from the situation given below.

Then act it out before the class.

Situation: You and your friend have just arrived at a college in England and begun your study. You meet on the campus and greet each other.

YOU:

Say "Hello" to him.

Ask your friend how he likes the college.

Ask your friend if he has started his classes.

Talk about your English learning studying.

Talk about your campus.

YOUR FRIEND:

Says "Hello" to you.

Expresses his feeling for the college.


Tells you he has had his classes.

Asks you if you like studying English.

Agrees with what you said.

V. Make dialogues with your partner according to the following situations.

1. You meet an old friend at the airport.
2. Two old friends meet after the summer holiday.





Section Two Cheer up Your Ears

Work out

I. Listen carefully and choose the words you hear.

- | | | | |
|-------------|------------|----------|-------------|
| 1. A. bad | B. bed | C. dad | D. debt |
| 2. A. good | B. food | C. look | D. foot |
| 3. A. piece | B. please | C. peace | D. pleasure |
| 4. A. ship | B. sheep | C. shape | D. sleep |
| 5. A. cheap | B. cheese | C. chair | D. chemical |
| 6. A. form | B. further | C. firm | D. fur |
| 7. A. bit | B. pig | C. beat | D. dig |
| 8. A. class | B. glass | C. guess | D. goods |
| 9. A. board | B. boat | C. boot | D. Bob |
| 10. A. kick | B. kid | C. keep | D. deep |

II. Listen to the short passage and choose the proper words in the brackets.

American and 1 (British, Chinese, Japanese) people use different greetings. In the USA, the most common 2 (saying, greeting, speaking) is "Hi!" In Britain it is "Hello!" or "How are you?" "Hi!" is spreading into British, too. When they are introduced to someone, the Americans say, "Glad to 3 (meet, know, see) you." The British say, "How do you do?" or " 4 (Glad, Nice, Pleased) to meet you." When Americans say "Goodbye", they nearly always add "Have a good day." or "Have a good trip." etc. to friends and strangers alike. The British are already beginning to use "Have a good 5 (day, trip, holiday)."

III. Listen to the questions and choose the best responses to what you hear.

- A. What a pleasure.

B. I'm very pleased.

C. It's my pleasure.

D. Pleased to meet you.

2. A. Thank you. I'm Li Guang.
 B. Hope to see you again.
 C. How are you doing?
 D. Glad to meet you. _____
3. A. What brings you here?
 B. How do you do, Miss Evans? Very glad to see you.
 C. Very good. How are you?
 D. Hi, Lucy. What a nice surprise! _____
4. A. How are you, Tom?
 B. Fine, thank you.
 C. How do you do, Tom?
 D. Not so bad. _____
5. A. I'm glad to meet you.
 B. How are you, Sun Hao?
 C. Is that so, Tom?
 D. Are you really Sun Hao? _____
6. A. Say hello to you.
 B. How are you doing?
 C. Glad to meet you, too.
 D. It's a pleasure to you. _____
7. A. Nice to meet you, Helen.
 B. How are you getting along?
 C. Fine, thanks.
 D. Thanks a lot. _____
8. A. That's very nice.
 B. Nice to meet you, too.
 C. It's very kind of you.
 D. So do I. _____

IV. Listen to the dialogues and choose the best answer to each question you hear.

1. A. Mary. B. Jane. C. Sue. D. Kitty.
 2. A. Spring. B. Summer. C. Autumn. D. Winter.
 3. A. Play football. B. Play basketball.