




与浙江省现行教材配套使用

浙江 **新课程**
三维目标测评



同步

TONGBU
KESHITEXUN

课时特训

- 与课时俱进
- 与作业同步
- 与考试接轨

英语

四年级(上册)

浙江少年儿童出版社





编者的话

BIANZHEDEHUA

亲爱的同学们：

为了更好地达到浙江省教育厅“新课程三维目标”的要求，给同学们提供更加切合实际的同步练习，《同步课时特训》编写组组织了具有丰富教学经验的特级教师、高级教师及资深教研人员，根据新课程标准精心编写了这套图书。

全套书配合现行新教材，与教学进程同步，根据每门科目的课程要求，安排难度恰当、形式新颖、题量适中的习题，做到课课有练习，期中、期末有测试，以便同学们在及时巩固所学知识的基础上，通过不断地综合梳理，加深对知识的理解，从而提高学习效率。书中习题的题型丰富多样，层次分明。“练习乐园”中的练习题为基础练习题。“趣味乐园”中的练习题为综合训练和拓展训练题。在帮助同学们巩固基础知识和加强基本技能训练的同时，进一步培养同学们自主探究、团结合作、开拓创新的精神，提高同学们分析、解决问题的能力。

希望这套《同步课时特训》能够帮助同学们更好地掌握所学的知识，让同学们拥有轻松愉快的学习生活。

祝同学们学习进步！

《同步课时特训》编写组

2009年8月



目 录

TONGBUKESHITEXUN



| | |
|-----------------------------------|----|
| Unit 1 My Classroom | 1 |
| Unit 2 My Schoolbag | 8 |
| Unit 3 My Friends | 16 |
| Recycle 1 | 23 |
| 期中综合试卷一 | 27 |
| 期中综合试卷二 | 31 |
| Unit 4 My Home | 34 |
| Unit 5 What Would You Like? | 43 |
| Unit 6 Meet My Family! | 50 |
| Recycle 2 | 57 |
| 期末综合试卷一 | 61 |
| 期末综合试卷二 | 65 |
| 听力材料 | 69 |
| 部分参考答案 | 81 |



Unit 1 My Classroom

Part A



练习乐园

1. 听一听, 根据录音内容, 选出正确选项。

() (1) A. A

B. C

() (2) A. B

B. D

() (3) A. a

B. e

() (4) A. classroom

B. light

() (5) A. board

B. picture

2. 听录音, 根据听到的先后顺序, 给图片标上序号。



()



()




()



()



()



()

3. 看图片, 读字母和单词, 想一想还有哪些单词以这个字母开头。

Aa



apple

Bb



ball

Cc



cat

Dd



duck


Ee



elephant



4. 看图片,读单词,把相应的选项填在相关图片下面。



(1) ()



(2) ()


A. window B. door C. light

D. picture E. board

F. classroom




(3) ()



(4) ()



(6) ()



(5) ()

5. 读一读,给句子排序。

() Wow! It's so big.

() Mike, we have a new classroom.

() Where's my seat?

() Really? Let's go and have a look.

() It's near the door.



趣味乐园

1. 写一写,比一比,看谁写得漂亮。

Aa Bb Cc Dd Ee

2. 看图片,填字母。注意大小写哦!



___ NT
___ nt



___ GG
___ gg



___ AKE
___ ake



___ ESK
___ esk




___ OY
___ oy

3. 认识一下五个好朋友,它们都是元音字母。用元音字母把单词补充完整。

Aa Ee Ii Oo Uu

c ke b h ke n se m sic





4. 读一读下面的小幽默,看看你能不能在不借助译文的情况下读懂它。

Late for School

Teacher: Why are you always late for school, Tom?

Tom: Every time I come to the corner, I see the sign:

SCHOOL — GO SLOW.

上学迟到

老师: 汤姆,你为什么上学总是迟到?

汤姆: 每次我走到拐角时,我总是看到一块牌子:

学校——慢行!

Part B



练习乐园

1. 听一听,根据录音内容,选出正确选项。

() (1) A. D

B. B

() (2) A. c

B. e

() (3) A. d

B. b

() (4) A. a

B. I

() (5) A. floor

B. door

() (6) A. classroom

B. computer

() (7) A. board

B. fan

() (8) A. wall

B. desk

() (9) A. light

B. window

() (10) A. picture

B. chair

2. 看一看,把单词与图里的物品一一连起来。


(1) computer

(2) wall

(3) fan

(4) floor

(5) teacher's desk





3. 为下列图片选择合适的句子。



(1) ()



(2) ()



(3) ()



(4) ()



(5) ()

A. Let's clean the desks and chairs!


B. Let me clean the window!

C. Good morning, Tom!

D. Look at the picture! It's nice.

E. Let me clean the board!

4. 看图片,根据提示填字母。



_ish



_oose



_ce-cream



_ot dog



_dea



_rench fries



_amburger



_irl

5. 阅读短文,选择正确答案。

We have a new classroom. Look! This is our classroom. Wow! It's so big! The door is green. The windows are blue. The wall is white. We have a fan, a board, four lights, six desks and chairs. We also have a black computer on the teacher's desk. I like it!

(1) We have a _____ classroom.

A. old

B. new

(2) Our classroom is _____.

A. big

B. small

(3) _____ are blue.

A. The lights

B. The windows

(4) How many desks? _____.

A. 8

B. 6



(5) A _____ is on the teacher's desk.

A. blue computer

B. black computer




趣味乐园

1. 写一写, 比一比, 看谁写得漂亮。

F f G g H h I i

2. 涂颜色, 说一说。




Part C



练习乐园

1. 听录音, 根据内容判断句子与图片内容是否一致。一致的打“√”, 不一致的打“×”。



(1) ()



(2) ()



(3) ()



(4) ()



2. 听录音,给句子排序。

- () Me too. Where's my seat?
 () Really? Let's go and have a look.
 () Hi, Amy! We have a new classroom.
 () It's near the window.
 () OK! Let's go. Look! This is our new classroom.
 () Wow! It's very beautiful. I like it.
 () Good idea!
 () Oh! Great! Let's clean the classroom.

3. 读一读,判断对错。

Hello! I'm Zip. Welcome to my classroom. Look! It's so big. In my classroom, you can see a board, two doors, three windows, many desks and chairs. The picture is on the wall. The lights are bright. Do you like it?

- (1) I'm a bear. My name is Zoom. ()
 (2) My classroom is big. ()
 (3) You can see 3 boards. ()
 (4) There is a picture on the wall. ()
 (5) I can see a computer on the teacher's desk. ()



趣味乐园

1. 这个单元我们学了9个字母,你能写出它们的大小写吗?把它们按顺序排列起来。

G g (7) D _____ () H _____ ()
 A _____ () F _____ () _____ e ()
 _____ i () _____ c () _____ b ()

2. 连一连,根据问句,选择合适的答句。

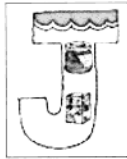
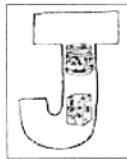

- (1) What's in the classroom?
 (2) Where's my seat?
 (3) Let's clean the desks!
 (4) Look at the picture!
 (5) Good morning, Miss White!

- A. Good morning.
 B. A board, two lights
 C. It's nice.
 D. Good idea!
 E. It's near the door.





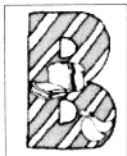
3. 自己动手做漂亮的字母。



(1) Draw a big letter J.


(2) Draw pictures on it.

(3) Colour it.



(4) Draw from A to I like J.

4. 请圈出你所认识的单词。



5. 在下图中找出本单元学过的字母。



Big Letters: _____

Small Letters: _____




Unit 2 My Schoolbag

Part A



练习乐园

1. 听录音, 根据内容, 给图片标上序号。



()



()




()



()



()



()



()



()

2. 听录音, 为听到的句子选择合适的答句。

() (1) A. I have 6.

B. I'm six.

() (2) A. It's purple.

B. I'm Amy.

() (3) A. Welcome.

B. Sure. Here you are.

() (4) A. Thank you.

B. No.

() (5) A. I'm from America.

B. Fine, thank you.

() (6) A. Wow! How nice!

B. Goodbye.





3. 将图片的字母编号填在相应单词前的括号里。

() (1) Chinese book

A.



B.



() (2) English book

() (3) schoolbag

C.



D.



() (4) story-book

() (5) notebook

() (6) math book

E.



F.



4. 读一读, 给句子排序。

() I have a new book.

() Sure. Here you are.

() It's blue and yellow.

() May I have a look?

() Oh! It's beautiful.

() Really? What colour is it?



趣味乐园

1. 看图片, 根据提示写出单词的第一个字母的大小写形式。













2. 看一看,根据所给句子的意思,把相应选项填入图中的括号里。

My Chinese book is under the chair.

My bag is in the desk.

My English book is on the chair.

My notebook is on the desk.

My story-book is in the box.

My math book is under the desk.

A.



D.



B.




E.



C.



F.



3. 读一读下面的小幽默,看看你能不能在不借助译文的情况下读懂它。

The Reason

Teacher: Do you know why fish only live in water, and can't live on land?

Lucy: Yes, I do. Because there are lots of greedy cats on land.

理由

老师: 你们知道为什么鱼只能生活在水里,不能生活在陆地上吗?

露西: 我知道。因为陆地上有很多馋嘴的猫。





Part B



练习乐园

1. 听一听, 根据录音内容, 在括号里填上相应的数字。

(1)



()

(2)



()

(3)



()

(4)



()

(5)



()

2. 听一听, 圈出你听到的数字。

(1) 20 21

(2) 7 9

(3) 15 50

(4) 23 32

(5) 42 24

(6) 13 30

(7) 16 60

(8) 18 8

(9) 40 14


3. 听录音, 根据听到的先后顺序给图片排序。



()



()



()



()



()

4. 听录音, 选出正确的选项。

() (1) A. 五本美术书, 两本数学书, 一本故事书。

B. 两本语文书, 五本英语书, 一本故事书。

() (2) A. 三本书, 四支长铅笔。

B. 两本书, 三支长铅笔。

() (3) A. R-U-L-E-R

B. R-I-V-E-R

() (4) A. 两把尺子, 六支长铅笔, 一个书包。

B. 四把尺子, 六个卷笔刀, 一个书包。



5. 阅读短文,选择正确答案。

Amy and Tom are good friends. They are from Canada. They have a new classmate (同学). Her name is Kelly. Kelly is a beautiful girl. She's from America. She has big eyes and a small mouth. She likes hamburgers.

Today they have a new classroom. It's very big. There are 7 lights, 25 desks and chairs. Kelly's seat is near the door. Tom's seat is near the window. Now they have many books. Amy has 6 story-books. Tom has 11 notebooks. Kelly has a math book. They are very happy. Mr Green is their English teacher. They all like him very much.

() (1) Where is Amy from?

A. CAN.

B. USA.

C. PRC.

() (2) What does Kelly like?

A. Cakes.

B. Hamburgers.

C. Eggs.

() (3) Who's their English teacher?

A. Mr Green.

B. Mr Black.

C. Miss Green.

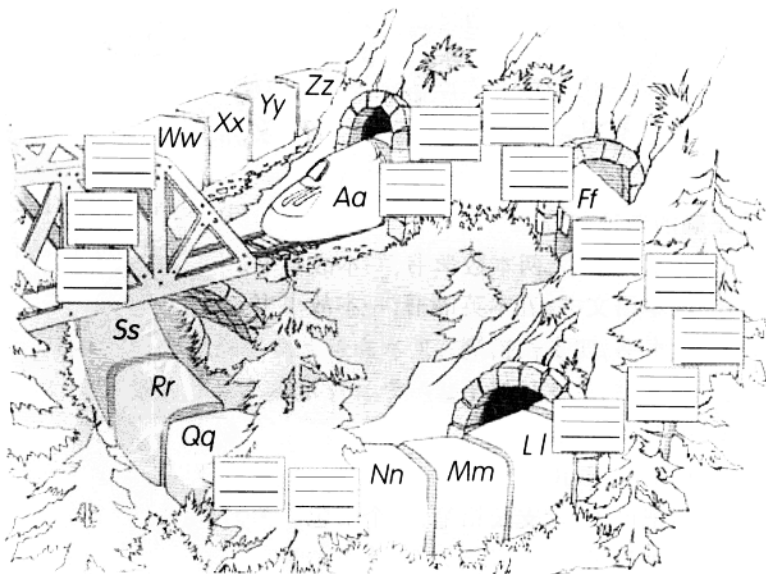


趣味乐园

1. 写出相应的大小写字母。

K k j M n E a
O l G p r Q

2. 按顺序正确书写大小写字母。





Part C



练习乐园

1. 听一听, 圈出你听到的内容。

(1) M N R

(2) J K L

(3) p q o

(4) m k n

(5) 13 23 32

(6) 50 25 15

(7) 21 31 41

(8) bag pencil pen

(9) book ruler pencil-case

(10) Chinese book math book


2. 听一听, 判断句子与图片内容是否一致。一致的打“√”, 不一致的打“×”。

(1)



()

(2)



()

(3)



()

(4)



()

3. 听录音, 根据听到的先后顺序, 给句子排序。

() Thank you very much!

() I have 12 sharpeners and 32 crayons.

() Look! These are all for the Hope Schools. 21 erasers and 5 pencil-cases.

() Oh, how nice!

() May I have a look?

() My schoolbag is heavy.

() Sure. Here you are.

() What's in it?

() My schoolbag is heavy, too!

() Wow! Good!






4. 根据句子意思和单词首字母的提示,在空格中填上适当的单词,使句子完整。

- (1) The r_____ is red. I like it.
- (2) Look at the p_____. It's nice. There are two pencils and an eraser in it.
- (3) I can see 11 English b_____ in the classroom.
- (4) The orange s_____ is big and heavy.
- (5) Do you have a p_____? My pencil is too short.

5. 请将下面的英语单词补充完整。



(1) n_teboo_



(2) _o_k




(3) _oodle_




(4) l_m_



(5) _acke_



(6) r_c_



(7) _p_n



(8) k_t_



(9) _q_irrel



(10) _encil



趣味乐园

1. 认一认,写一写。



How many big letters
can you find?
