

Office Management:

Advanced

HIGHER NATIONAL DIPLOMA

办公管理 (高级)

【英】苏格兰学历管理委员会 (SQA)

英文原版

Unit Student Guide

BUSINESS

DE1X 35



 中国时代经济出版社


SCOTTISH
QUALIFICATIONS
AUTHORITY

Office Management:

Advanced

HIGHER NATIONAL DIPLOMA

办公管理 (高级)


【英】苏格兰学历管理委员会 (SQA)


英文原版

Unit Student Guide

BUSINESS

DE1X 35



 中国时代经济出版社

SCOTTISH
QUALIFICATIONS
AUTHORITY



著作权合同登记 图字：01-2006-0765号

图书在版编目 (CIP) 数据

办公管理：高级/苏格兰学历管理委员会著. -北京：中国时代经济出版社，2006.2

ISBN 7-80221-026-7

I.办… II.苏… III.企业管理：行政管理-教材-英文 IV.F272.9

中国版本图书馆CIP数据核字 (2006) 第011400号

“First published by CMEPH”

“All Rights Reserved”

“Authorized Apograph/ Translation/Adaptation of the editions by the Scottish Qualifications Authority. All Intellectual Property Rights vest in the Scottish Qualifications Authority and no part of these “Works” may be reproduced in any form without the express written permission of Scottish Qualifications Authority”

Office Management: Advanced

办公管理 (高级)

苏格兰学历管理委员会著

出 版 者	中国时代经济出版社
地 址	北京市东城区东四十条24号 青蓝大厦东办公区11层
邮政编码	100007
电 话	(010) 68320825 (发行部) (010) 88361317 (邮购)
传 真	(010) 68320634
发 行	各地新华书店
印 刷	北京市优美印刷有限责任公司
开 本	787×1092 1/16
版 次	2006年2月第1版
印 次	2006年2月第1次印刷
印 张	15
定 价	69.00元
书 号	ISBN 7-80221-026-7/G·024

版权所有 侵权必究

Contents

1	Introduction to the unit	1
1.1	What this unit is about	1
1.2	Outcomes	1
1.3	Unit structure	1
1.4	How to use these learning materials	2
1.5	Symbols used in this unit	2
2	Other resources required	7
3	Assessment information	9
3.1	How you will be assessed	9
3.2	When and where you will be assessed	10
3.3	What you have to achieve	10
3.4	Opportunities for reassessment	10
4	Section 3: Contribute to the recruitment process	11
4.1	Introduction to this section	11
4.2	Assessment information for this section	12
4.3	Current employment legislation	13

4.4	Resolving employment issues	72
4.5	Managing and planning staff requirement	101
4.6	Documentation to support the recruitment and selection process	111
4.7	Summary of this section	126
5	Section 4: Respond to the training and development requirements of individuals and teams within the organisation	149
5.1	Introduction to this section	149
5.2	Assessment information for this section	150
5.3	Training and development	151
5.4	Staff appraisal systems	153
5.5	Training needs analysis methodologies	160
5.6	Summary of this section	177
6	Answers to SAQs and Activities	193
7	Glossary	227
8	Acknowledgements	233

1

Introduction to the unit

1.1

What this unit is about

This unit introduces the essential skills required to effectively manage and organise an administrative environment. It would be suitable for candidates wishing to progress to a supervisory/managerial career within an organisation.

1.2

Outcomes

1. Lead and organise the core activities of office management.
2. Implement and manage change within the strategic/operational objectives of an organisation.
3. Contribute to the recruitment process.
4. Respond to the training and development requirements of individuals and teams within the organisation.

1.3

Unit structure

This unit contains four study sections. You will need two books to cover the whole unit.

Study sections 3 and 4 are contained in this book.

Study sections 1 and 2 are contained in the companion

volume for this unit entitled: *DE1X 35 Office Management: Introduction.*

Section number	Title	Approximate study time
1	Lead and organise the core activities of office management	19 hours
2	Implement and manage change within the strategic/operational objectives of an organisation	20 hours
3	Contribute to the recruitment process	24 hours
4	Respond to the training and development requirements of individuals and teams within the organisation	17 hours

1.4 How to use these learning materials


You should work through each section, completing the activities and self-assessment questions (SAQs). The answers to the SAQs are included. At the end of each section there is a tutor assignment. This is designed to help you reach the standard necessary and to prepare you for the final assessment for each outcome, which will be given to you by your tutor. Once these four assessments have been completed satisfactorily, you will have achieved a pass in the unit.

1.5 Symbols used in this unit

These learning materials allow you to work on your own with tutor support. As you work through the course, you will encounter a series of symbols that indicate something follows which you are expected to do. You will notice that as you work through the study

sections you will be asked to undertake a series of SAQs, activities and tutor assignments. An explanation of the symbols used to identify these is given below.

Self-assessment question



This symbol is used to indicate a Self-assessment question. Most commonly, SAQs are used to check your understanding of the material that has already been covered in the sections.

This type of assessment is self contained: everything is provided within the section to enable you to check your understanding of the materials.

The process is simple:

- you are set SAQs throughout the study section
- you respond to these by writing either in the space provided in the assessment itself or in your notebook
- on completion of the SAQ you turn to the back of the section to compare the model SAQ answers with your own
- if you are not satisfied after checking your

responses, turn to the appropriate part of the study section and go over the topic again.

Remember — the answers to SAQs are contained within the study materials. You are not expected to guess at these answers.

Activity



This symbol indicates an activity, which is normally a task you will be asked to do that should improve or consolidate your understanding of the subject in general or a particular feature of it.

The suggested responses to activities follow directly after each activity.

Remember that the SAQs and activities contained within your package are intended to allow you to check your understanding and monitor your own progress throughout the course. It goes without saying that the answers to these should only be checked after the SAQ or activity has been completed. If you refer to these answers before completing the activities, you cannot expect to get maximum benefit from your course.

**Tutor assignment — formative assessment**

This symbol means that a tutor assignment is to follow. These will be found at the end of each study section. The aim of the tutor assignment is to cover and/or incorporate the main topics of the section and prepare you for unit (summative) outcome assessment.

2

Other resources required

Basic materials are included in this pack, however access to the Internet or a good library will be helpful. Where certain resources are particularly useful, they are indicated in the text.

To complete the unit you will need the book entitled: *DE1X 35 Office Management: Introduction*, which contains study sections 1 and 2.

3

Assessment information

3.1 How you will be assessed

Evidence for this unit should be generated through assessment undertaken in a variety of assessment conditions. There must be arrangements in place to ensure the authenticity of work produced.

It is recommended that assessment for this unit is thematic, as it is possible to link outcomes as part of a theme.

- Outcome 1 is assessed by means of an 800-word response under closed-book conditions.
- Outcome 2 is a report under open-book conditions.
- Outcome 3 is a series of practical exercises and short responses to a case study under closed-book conditions.
- Outcome 4 is a report based on a case study under open-book conditions.

Where candidates are asked to submit a report in open-book conditions, the use of a bibliography will be mandatory.

An Assessment Exemplar has been produced to indicate the national standard of achievement required.

3.2
When and
where you will
be assessed

You will be assessed on each outcome by arrangement with your tutor.

3.3
What you
have to
achieve

The evidence requirements for each outcome are indicated at the beginning of each section of this pack.

3.4
Opportunities
for
reassessment

Normally, you will be given one attempt to pass an assessment with one reassessment opportunity.

Your centre will also have a policy covering exceptional circumstances — for example, if you have been ill for an extended period of time. Each case will be considered on an individual basis and is at your centre's discretion (usually via written application); they will decide whether to allow a third attempt. Please contact your tutor for details regarding how to apply.

4

Section 3: Contribute to the recruitment process

4.1

Introduction to this section

What this section is about

This section covers the content of Outcome 3 of the unit.

Outcomes, aims and objectives

The knowledge and/or skills required for this outcome involve:

- current employment legislation;
- managing and planning staff requirement;
- documentation to support the recruitment and selection process.

Approximate study time

24 hours.

Other resources required

Access to the library and/or the Internet would be helpful.

4.2

Assessment information for this section

How you will be assessed

Outcome 3 is assessed under closed-book conditions. The assessment may be conducted in two separate sessions with the second session to include the restricted response questions.

When and where you will be assessed

You will be assessed on Outcome 3 by arrangement with your tutor.

What you have to achieve

You will be required to demonstrate your knowledge and/or skills by a response to a scenario that requires:

1. the design of a job description
2. a person specification
3. an outline advertisement (the key points, not design)
4. two restricted response questions on the legalities of employment