

修正課程標準適用

# 初中英語讀本

NEW STANDARD ENGLISH READERS  
FOR JUNIOR MIDDLE SCHOOLS

第一冊

編者 李唯建 張慎伯

校者 舒新城 金兆梓



上海中華書局印行

NEW STANDARD  
ENGLISH READERS

For Junior Middle Schools

Book One

By

Li Wei Chien, B. Litt

and

Zung-peh Chang.

Edited By

Milton S. C. Hsu

and

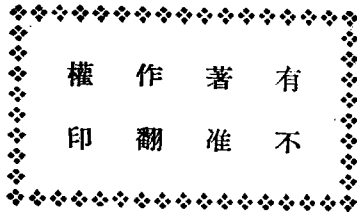
George King



SHANGHAI

CHUNG HWA BOOK CO., LTD.

民國二十六年七月再版



有權作印  
不准翻印

編者

校者

發行者

印刷者

總發行處

分發行處

初中

◎第一冊

(郵運匯費)

李張

慎

金舒

兆新

中華書局有限公司  
代表人 路錫三

上海中華書局印刷所

上海中華書局發行所

各埠中華書局

## 編輯大意

- 一. 本書共六冊，專供初級中學三學年之用，每學期一冊。
- 二. 本書每冊二十餘課；字由大而小，行由疏而密，教材隨之增加，依照修正課程標準，初中英語每週授課四小時，每學期以十八週計，共七十二小時；連練習在內，平均約三小時授一課。
- 三. 本書所用生字，除 Thorndike 之最常用二千字外，其餘多選自報紙，商業，醫藥，以及社會科學，自然科學等方面，以求適合初中學生之程度與興趣。
- 四. 本書第一年專重口耳之訓練，不從語法解剖入手，務使學生多聽多說，牢記文句之格調，仿語之形式，知其當然而不必知其所以然。因之，第一二冊側重圖畫，絕無乾枯之弊，課文練習兩項均參用 Gouin Method 編製。  
第二年專重手眼之練習，使學生充分模仿或造句，並加入簡單文法，使學生略知英語句子之構造。  
第三年專重作文及智識方面，加入正式語法與討論一項，使學生得由語法之變化應用，而能由己意發表短文。
- 五. 本書每冊後均有附錄，字表照 Pocket Oxford Dictionary 及 An English Pronouncing Dictionary 兩種注音。

ENGLISH ALPHABET

A a

*A a*

N n

*N n*

B b

*B b*

O o

*O o*

C c

*C c*

P p

*P p*

D d

*D d*

Q q

*Q q*

E e

*E e*

R r

*R r*

F f

*F f*

S s

*S s*

G g

*G g*

T t

*T t*

H h

*H h*

U u

*U u*

I i

*I i*

V v

*V v*

J j

*J j*

W w

*W w*

K k

*K k*

X x

*X x*

L l

*L l*

Y y

*Y y*

M m

*M m*

Z z

*Z z*

# NEW STANDARD ENGLISH READERS

For Junior Middle Schools

## Book One

### LESSON ONE

(1) Vocabulary:—Read and learn the meaning.

I

You

Sit



Stand



(2) Reading:—Read and learn the meaning.

1. I sit.

2. You sit.

3. I stand.

4. You stand.

5. I sit; you stand.

6. I stand; you sit.

7. You sit; I stand.

8. You stand; I sit.

(3) Memory work:—Read and memorize these.

I sit.

I stand.

You sit.

You stand.

(4) Exercise.

(a) Do and Say:—(one student acts; one student says.)

1. You stand.

2. You sit.

(b) Say and Do:—(one student says; one student acts.)

1. You stand.

2. You sit.

(c) Fill in the blanks.

1. I sit.

2. You stand.

3. ~~You~~ sit.

4. ~~You~~ stand.

(5) Handwriting.

You sit; I stand.

You stand; I sit.



## LESSON TWO

(1) Vocabulary:—Read and learn the meaning.

See

Ten

Hand

A



(Hands)



(2) Reading:—Read and learn the meaning.

1. I see.

2. I see a hand.

3. I see ten hands.

4. You see.

5. You see a hand.

6. You see ten hands.

7. I sit; I stand; I see.

8. You sit; you stand; you see.

(3) Memory work:—Read and memorize these.

A

Ten

A hand

Ten hands

## (4) Exercise.

(a) Give a name to each of the following pictures.



(b) Fill in the blanks.

1. I — a hand.
2. You — a hand.
3. I see 9 hand.
4. You see ten hands.
5. 9 see 2 hand.
6. you see ten hands.

## (5) Handwriting

I see ~~a~~ hand; I see ten hands.

You see a ~~hand~~; you see ten hands.

## LESSON THREE

(1) Vocabulary:—Read and learn the meaning.

An

Is

Ant



Nest

(Ants)



(Nests)



It

(2) Reading:—Read and learn the meaning.

1. It is a nest.

2. It is an ant.

3. It is a hand.

4. I see.

5. I see a nest.

6. I see ten nests.

7. I see an ant.

8. I see ten ants.

9. I see a hand.
10. I see ten hands.
11. You see a nest.
12. You see ten nests.
13. You see an ant.
14. You see ten ants.
15. You see a hand.
16. You see ten hands.

(3) Memory work:—Read and memorize these.

A

An

A nest

An ant

Ten nests






Ten ants

(4) Exercise.

(a) Say with "It is."

(b) Say with "A," "An," "Ten."

(c) Mark ✓ in the last column, if the sentence is right;  
mark × in the last column, if the sentence is wrong.

1		It is an ant.	
2		It is a nest.	
3		You sit.	
4		I see ten ants.	
5		I sit.	

## (5) Handwriting.

*I see an ant. You see a nest.*

*I see ten ants. You see ten nests.*

## LESSON FOUR

(1) Vocabulary:—Read and learn the meaning.

He



Man

She



Woman

And

(2) Reading:—Read and learn the meaning.

1. It is a nest.

2. It is an ant.

3. He is a man.

4. She is a woman.

5. I see a nest.

6. I see an ant.

7. I see a man.

8. I see a woman.

9. You see a nest.

10. You see an ant.

11. You see a man.

12. You see a woman.

13. He and she sit; you and I stand.

14. A man and a woman stand.



15. I see a nest and an ant.

16. You see ten nests and ten ants.

17. I see a nest and a hand.

18. You see ten nests and ten hands.

(3) Memory work:—Read and memorize these.

It is.      He is.      She is.

A man and a woman.

He and she.    You and I.

(4) Exercise.

(a) Fill in the blanks.

1. — is a man.

2. — is a woman.







3. I see a man — a woman.

4. I see a nest — — ant.

5. You see — ants — — nests.



- (b) Mark ✓ in the last column, if the sentence is right;  
mark × in the last column, if the sentence is wrong.

1		He is a man.	
2		I see ten nests.	
3		You see a woman.	
4		He and she.	
5		I see a woman.	
6		I see a man and a woman.	

(c) Handwriting.

*He is a man; she is a woman;  
it is a hand.*