


2346



朱静 小洲 设计

# 幼儿数学

## 数概念



上海教育出版社



890



朱 静 小 洲 设计  
丁 纯 一 画

封面设计: 王 慧  
文字编辑: 陈苗海  
美术编辑: 王 慧

ISBN 7-5320-8627-5



9 787532 086276 >



幼儿数学(新概念)

朱静 小洲设计 丁纯一画

上海世纪出版集团 出版发行  
上海教育出版社

(上海永福路123号 邮政编码:200031)

各地新华书店经销 上海精英彩色印务有限公司印刷

易文网:www.ewen.cc


开本 787×1092 1/16 印张 2

2003年1月第1版 2003年1月第1次印刷






ISBN 7-5320-8627-5/G·8616 定价:5.00元




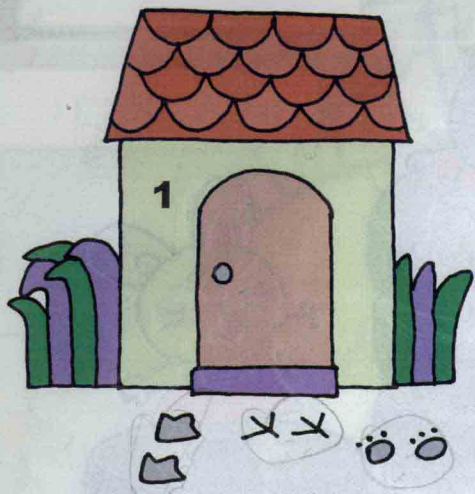
爬轮胎

G613. 4/17



谁在最上面，谁在最下面？请按照从下到上的顺序，用1、2、3、4、5填写在右面空格里。



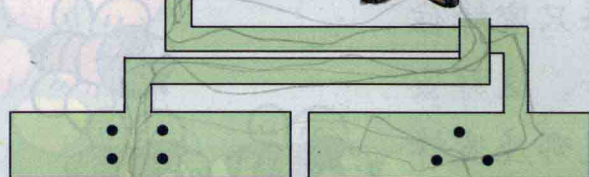


				



动物们各到哪做过客，仔细辨认门口脚印，把数字写在( )里。

# 小动物找食物

哪些小动物能找到对应的食物？连线，使动物数、点子数、食物数相对应。

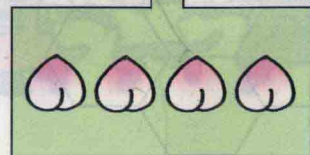

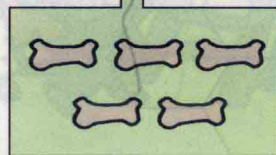



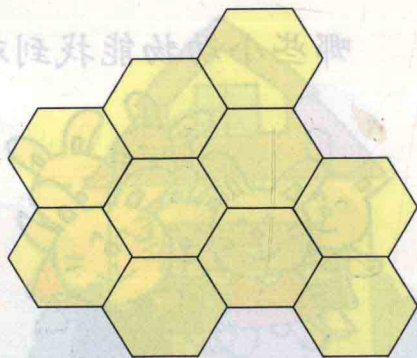
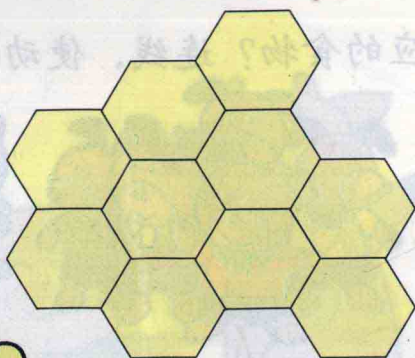


6

5

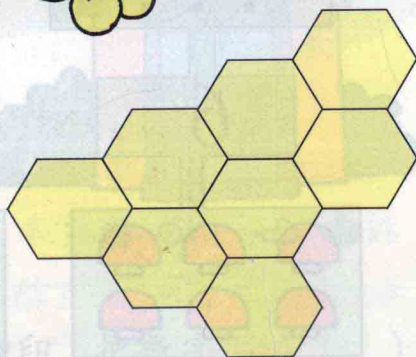
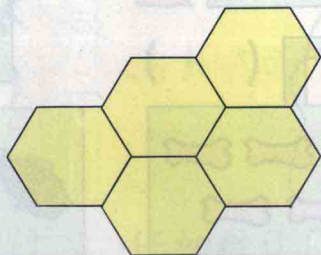
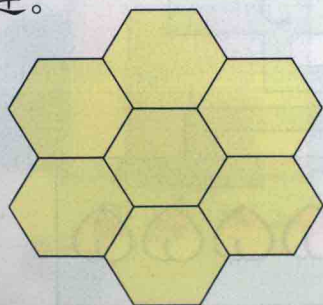


4

3






每只蜜蜂住  
一间房，这群蜜  
蜂住进哪座蜜蜂  
房，房间正好不  
多不少，用线连  
一连。





## 小猴摘桃子

一只猴子吃一个桃，这群猴子到树上哪块区域摘桃子，能摘到相应数量的桃子？用笔把该区域圈出来。



数数有黑桃、红桃、方块、草花标记的牌各有几张，把数字写方框里，然后比较一下，把大的数字圈出来。

打牌





# 鲜花路

哪两个动物距离最近？哪两个动物距离最远？请把最近的路用线连起来，并且数一数，每条路由几朵花铺成，把数字写在方框里。



1



4



2



3

7



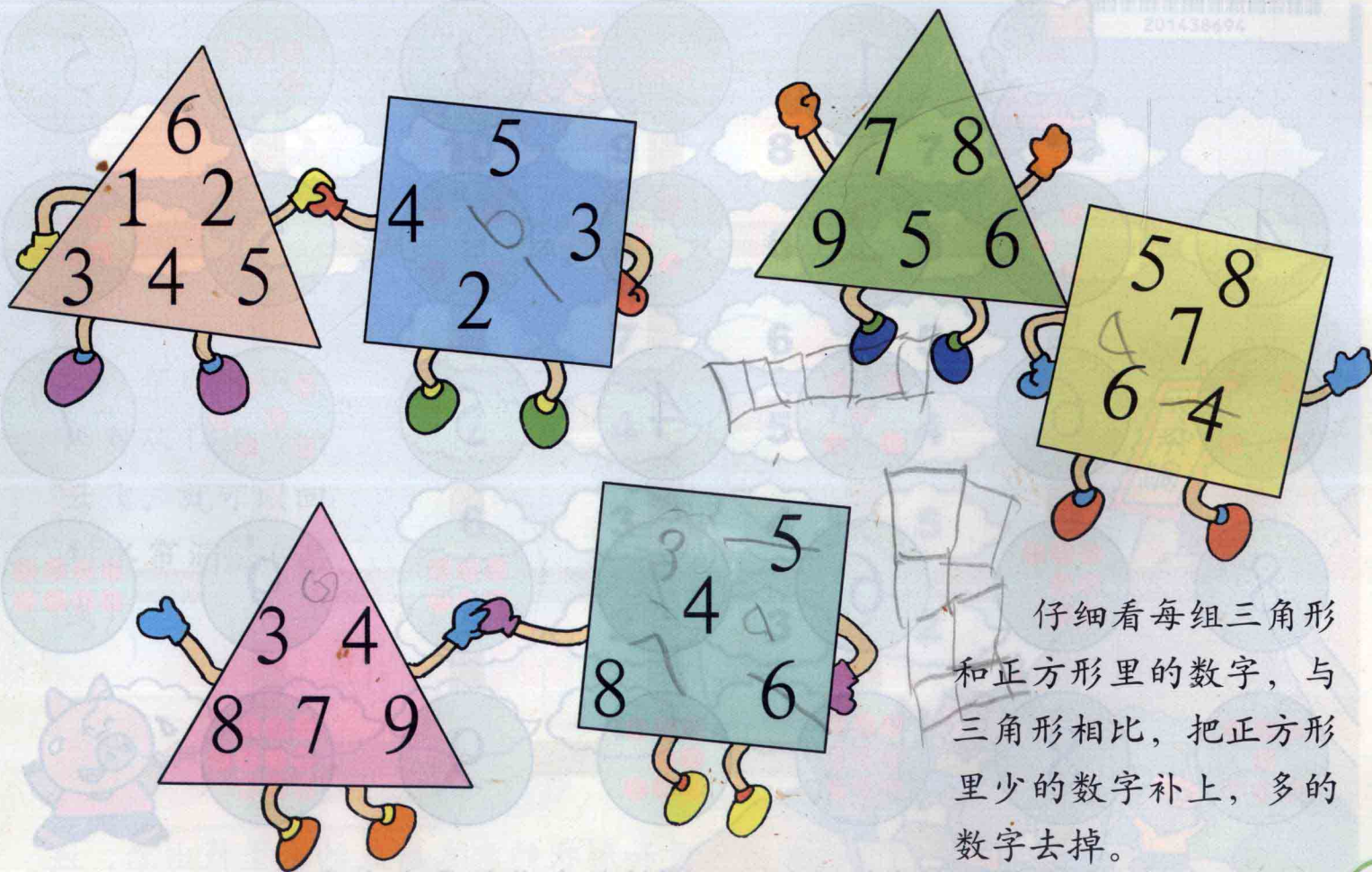
22

猜猜猫有几只？选择一个答案：(1) 10只；(2) 11只；(3) 12只。

数一数，你猜对了吗？







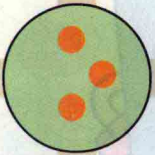













好朋友



仔细看每组三角形和正方形里的数字，与三角形相比，把正方形里少的数字补上，多的数字去掉。

## 帮助迷路的小猪

猜猜猫有几个答案：(1)只 (3) 12只

		1		3		5
4		2			5	
	6		4	5		7
8		6	7		9	
	8			9		

请帮助小猪按照1——10的数字或数量走出迷宫。

# 孙悟空回水帘洞

帮助孙悟空  
沿着从10到1的  
云飞，就可以回  
到水帘洞。(连  
线)


		10	9	8	7		
		9	8	6	8		
		8	7	6	5		
		7	4	5	4		
		6	3	4	5		
		5	2	3	2		
			1				

The exercise shows three target castles and their corresponding options:

- Row 1:** Target castle (left) is connected to the second option (right). The second option consists of 1 orange square, 1 yellow square, 1 orange triangle, and 1 yellow triangle. The counts are ( ) for the square and (2) for the triangle.
- Row 2:** Target castle (left) is connected to the first option (right). The first option consists of 2 yellow squares, 1 orange triangle, and 1 yellow triangle. The counts are (2) for the square and (1) for the triangle.
- Row 3:** Target castle (left) is connected to the second option (right). The second option consists of 1 orange square, 1 orange triangle, and 1 yellow triangle. The counts are (2) for the square and ( ) for the triangle.

用积木搭城堡，把用相同数量和形状的积木拼成的城堡找出来，连线。最后按图形的数量，把数字写在（ ）里。

找图形宝宝



找出从上算起第2行左  
边算起第3列的宝宝：  
\_\_\_\_\_

找出从下算起第3行右  
边算起第2列的宝宝：  
\_\_\_\_\_


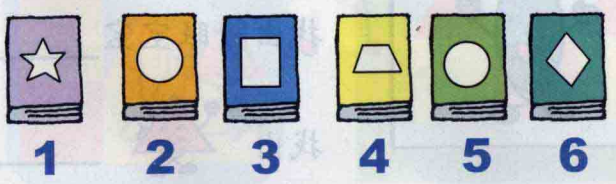



找出红宝宝 8 个

找出蓝宝宝 3 个

找出睁眼宝宝 \_\_\_\_\_ 个

找出  \_\_\_\_\_ 个

按要求，在合适的空处画出要找的宝宝，在合适处写上宝宝的数字。



把每排序号为1、2的书找出来，放在书架第一层；序号为3、4的书放在书架第二层；序号为5、6的书放在书架第三层（把书面上的图形标记画在书架上）。



画最后一幅画




图 1




图 2




图 3




图 4

根据图 1、图 2、图 3 的变化规律，把图 4 画出来。

