

OXFORD ENGLISH

牛津英语

参考答案

七年级
第二学期

7B



上海教育出版社

Oxford English 牛津英语

七年级第二学期 7B
练习部分参考答案

上海教育出版社

说 明

本套教材根据牛津英语教材 English First!, On Target! 和 Oxford English, 由上海市中小学(幼儿园)课程改革委员会和牛津大学出版社(中国)有限公司合作改编, 供本市部分中、小学的有关年级试用。

本册教材供七年级第二学期试用。

本套教材改编顾问: 张民伦

本册教材改编者: 沃振华

李绍贤 朱维庭 施安吉 施志红

杨顺德 朱 浦

张 达

刘有敏 赵 隼 孙咏军

牛津大学出版社(中国)有限公司原版

© Oxford University Press 1998

本版 © 牛津大学出版社和上海市中小学(幼儿园)课程改革委员会 2000

改编本仅在中國大陸销售, 不供出口。

'Oxford' 为牛津大学出版社的注册商标。

未经牛津大学出版社(中国)有限公司和上海市中小学(幼儿园)课程改革委员会书面许可, 不得在任何地区以任何形式、任何媒介、任何文字翻印、仿制或转载本书的文字、图片或音带。

牛津英语 Oxford English

七年级第二学期(参考答案) Workbook, Grammar Practice Book and Supplementary Exercises Answer Keys 7B

原作者 Verner Bickley Ann Heron

改编者 上海市中小学(幼儿园)课程改革委员会

责任编辑 倪雅菁

上海教育出版社

牛津大学出版社

发行: 辽宁省新华书店

印刷: 上海印刷四厂有限公司

开本: 787 × 1092 1/16

印张: 8

版次: 2006 年 1 月第 1 版 2007 年 12 月第 3 次印刷

书号: ISBN 978-7-5444-0573-7/G · 0447

此书如有印、装质量问题, 请向印刷厂调换

Name: _____

Date: _____

Module 1: The natural elements

Unit 1 Controlling fire



Match and write



- A long ladder is used for rescuing people in a tall building.
- Breathing equipment is used for protecting firemen from smoke.
- A hose-pipe is used for putting out a fire.
- An axe is used for opening the door or the windows of a flat.

Name: _____

Date: _____



Look, circle and write



- | | |
|---|------------|
| 1 We must pack our school bags before we leave the classroom. | True/False |
| 2 We must remember to meet in the playground. | True/False |
| 3 We must queue up before we go downstairs. | True/False |
| 4 We must forget which staircase to go down. | True/False |
| 5 We must remember to switch off the lights and fans. | True/False |
| 6 We must not run downstairs. | True/False |



About you

Fire Rules

- 1 You must remember to _____.
- 2 You must not _____.

Name: _____

Date: _____






Read, tick and write

FIRE SAFETY RULES

You need ... on each floor.



Block A

			
1/F	2	0	1
2/F	2	0	1
3/F	2	1	1
4/F	1	1	0
5/F	2	1	0

MY REPORT

	1/F	2/F	3/F	4/F	5/F
1 There are enough fire extinguishers on the ...	<input checked="" type="checkbox"/>	<input checked="" type="checkbox"/>	<input checked="" type="checkbox"/>	<input type="checkbox"/>	<input checked="" type="checkbox"/>
2 There are not enough fire extinguishers on the ...	<input type="checkbox"/>	<input type="checkbox"/>	<input type="checkbox"/>	<input checked="" type="checkbox"/>	<input type="checkbox"/>
3 There are enough alarm bells on the ...	<input type="checkbox"/>	<input type="checkbox"/>	<input checked="" type="checkbox"/>	<input checked="" type="checkbox"/>	<input checked="" type="checkbox"/>
4 There are not enough alarm bells on the ...	<input checked="" type="checkbox"/>	<input checked="" type="checkbox"/>	<input type="checkbox"/>	<input type="checkbox"/>	<input type="checkbox"/>
5 There are enough fire hose reels on the ...	<input checked="" type="checkbox"/>	<input checked="" type="checkbox"/>	<input checked="" type="checkbox"/>	<input type="checkbox"/>	<input type="checkbox"/>
6 There are not enough fire hose reels on the ...	<input type="checkbox"/>	<input type="checkbox"/>	<input type="checkbox"/>	<input checked="" type="checkbox"/>	<input checked="" type="checkbox"/>

Suggestions

- We should put one more fire extinguisher(s) on the fourth floor.
- We should put one more alarm bell(s) on the first floor and the second floor.
- We should put one more fire hose reel(s) on the fourth floor and the fifth floor.



Name: _____

Date: _____



Read and mark

1

Peter, can you mark the fire fighting equipment on the floor plan?



Yes, Miss Guo.

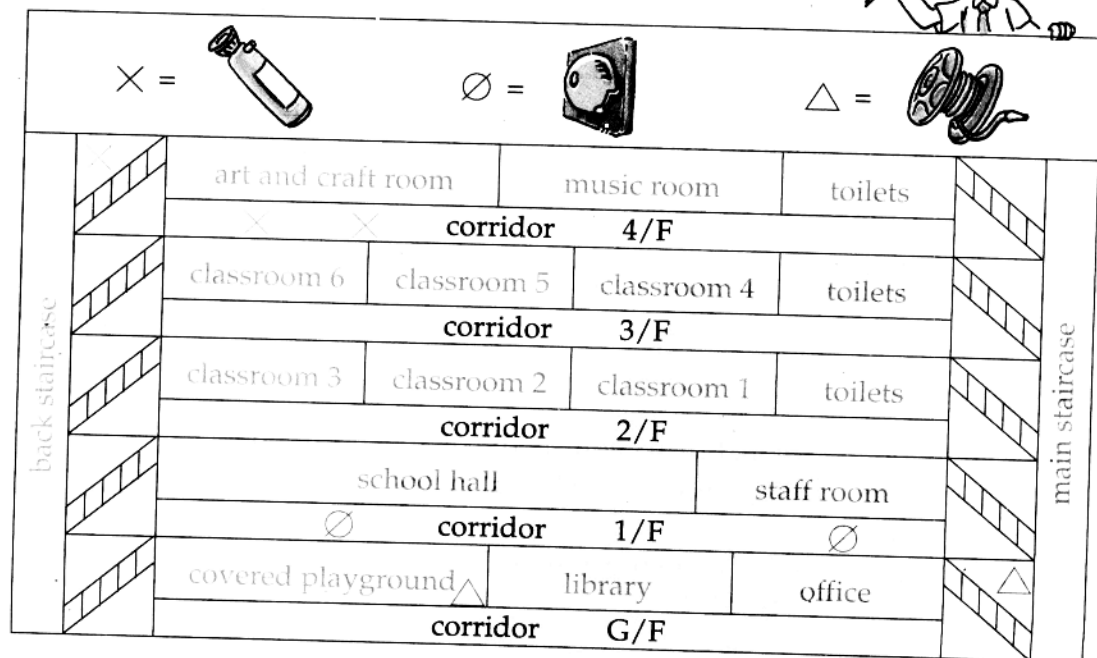


2

There are three fire extinguishers on the fourth floor. Two are in the corridor outside the art and craft room. One is on the wall at the back staircase.

There are two alarm bells on the first floor. One is outside the school hall. One is outside the staff room.

There are two fire hose reels on the ground floor. One is in the covered playground. One is on the wall at the main staircase.



Name: _____

Date: _____

5

Unit 2 Windy weather



Look and write

slightly happily quickly tightly

- 1 What can you see on a windy day, children?



2



We can see the pinwheels moving (move) quickly.

3



We can see people flying (fly) their kites happily in the countryside.

4



We can see people holding (hold) their hats tightly in the streets.

5



We can see the leaves blowing (blow) slightly in parks.

Name: _____

Date: _____




Look and write

1

Let's play a game.




2



3

What can you see when there is a gentle breeze?



The leaves blow slightly in parks when there is a gentle breeze.




4

What can you see when there is a strong wind?



The clouds move quickly in the sky when there is a strong wind.




5

What can you see when there is a typhoon?



People put tape on large windows in shops when there is a typhoon.



Name: _____ Date: _____

7



Read and write



Hello, Aunt Judy. How are you in Los Angeles?

I'm fine, thank you. What's the weather like in Garden City, Ben?

Oh, there was (be) a typhoon yesterday. The wind blew (blow) fiercely. Leaves fell (fall) from trees. Some trees fell (fall) down. Ships and boats sank (sink) in the big waves. But the typhoon passed (pass) quickly. The big clean-up began (begin) immediately.

What's the weather like today?

It's sunny and hot today.


That's good!

When will you come and visit us, Aunt Judy?

Next month.

Good! I'll tell Mum.
Goodbye.

Goodbye.





Name: _____


Date: _____



Look and circle


What may happen when there is a typhoon?

1



Heavy people/objects may fall onto cars in the streets/sea.

2




Strong wind may break the windows/tape.

3



Big clouds/waves may sink the fishing boats/cars.

4



Strong wind may blow away the windows/flower pots outside our flat.



Think and write

What should people do when there is a typhoon?

- 1 We should put tape on large windows.
- 2 Drivers should put their cars in garages.

Name: _____ Date: _____



Unit 3 Sea water and rain water



Read and tick



Oceans

Almost three quarters of the Earth is water.
Plenty of fish and animals live in the streams,
rivers, lakes, seas and oceans.

Whales, dolphins and sharks are sea animals.
Whales are the largest animals on Earth.
Dolphins are one of the most intelligent
animals. Sharks are one of the most dangerous
animals. All these sea animals live in the
oceans.

In the oceans, you can see wonderful coral
reefs, starfish, sea horses and seaweed. The
oceans are beautiful. We must keep them clean and stop polluting them.




- 1 Almost three quarters of the earth is _____.
☐ forests ☒ water ☐ land ☐ seaweed
- 2 _____ are the largest animals on earth.
☐ Dogs ☐ Dolphins ☐ Sea horses ☒ Whales
- 3 Dolphins are one of the most _____ animals.
☒ intelligent ☐ dangerous ☐ beautiful ☐ frightening
- 4 _____ are one of the most dangerous animals.
☐ Whales ☒ Sharks ☐ Dolphins ☐ Monkeys
- 5 Whales, dolphins and sharks live in the _____.
☐ lakes ☐ rivers ☐ streams ☒ oceans
- 6 You can see _____ and starfish in the oceans.
☐ stars ☐ horses ☒ coral reefs ☐ clouds



Look and write

What will happen if there is no rain?



- 1 If there is no rain, we will have no water to drink.
- 2 If there is no rain, animals and plants will die.
- 3 If there is no rain, the cooks in restaurants will have no water to cook food.
- 4 If there is no rain, we will have no water to wash the dishes or clothes.
- 5 If there is no rain, there will be no water in rivers or streams.
- 6 If there is no rain, firemen will have no water to put out fires.

Name: _____

Date: _____



Look and write

1



What do we use water for, children?

2

We use water for cooking food
in restaurants.

3

We use water for washing
dishes in kitchens.

4

We use water for painting a picture
in art lessons.

5

We use water for watering
flowers in gardens.

6

We use water for showering in
bathrooms.

Name: _____

Date: _____



Read, write and draw

Kitty and Alice are making a poster. Their poster is about how we can save water. Look at their poster and complete the sentences. Then draw pictures for their poster.

How can we save water?

We can save water by
fixing dripping taps.

We can save water by not
taking a bath.




We can save water by
turning taps off.

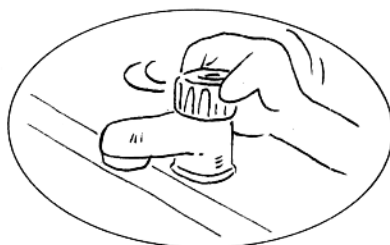
We can save water by not
washing vegetables under
a running tap.




SAVE WATER! DON'T WASTE IT!




Fix dripping taps.



Turn taps off.



Don't take a bath.



Don't wash vegetables
under a running tap.


Name: _____

Date: _____

Unit 4 Forests and land



Read and circle



Name: _____

Date: _____




Think, write and draw

What can we get from forests and land?



cotton




We can get cotton from plants. We use cotton for making clothes.




clay




We can get clay out of the ground. We use clay for making bowls and plates.



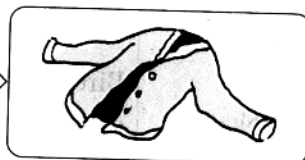
wood



We can get wood from trees. We use wood for making paper and furniture.



wool



We can get wool from sheep. We use wool for making clothes.

