

中国固定资产投资 统计数典

STATISTICS ON INVESTMENT IN
FIXED ASSETS OF CHINA
(1950 — 2000)

国家统计局固定资产投资统计司 编

Compiled by

Department of Statistics on Investment in Fixed Assets

National Bureau of Statistics of China

 中国统计出版社
China Statistics Press

中国固定资产投资统计数典

STATISTICS ON INVESTMENT IN FIXED ASSETS OF CHINA (1950 – 2000)

国家统计局固定资产投资统计司 编

Compiled by

*Department of Investment and Construction Statistics
National Bureau of Statistics of China*

 中国统计出版社
China Statistics Press

(京)新登字 041 号

图书在版编目(CIP)数据

中国固定资产投资统计数典(1950-2000)/国家统计局固定资产投资统计司编.

- 北京:中国统计出版社,2002.5

ISBN 7-5037-3722-0

I. 中...

II. 国...

III. 固定资产-投资-统计资料-中国-1950-2000

IV. F124.7

中国版本图书馆 CIP 数据核字(2002)第 010080 号

中国固定资产投资统计数典(1950-2000)

作 者/国家统计局固定资产投资统计司

责任编辑/叶礼奇

封面设计/北京大路策划公司

出版发行/中国统计出版社

通信地址/北京市西城区月坛南街 75 号 邮政编码/100826

办公地址/北京市丰台区西三环南路甲 6 号

电 话/(010)63459084、63266600-22500(发行部)

印 刷/科伦克三莱印务(北京)有限公司

经 销/新华书店

开 本/787×1092mm 1/16

字 数/870 千字

印 张/37

版 别/2002 年 5 月第 1 版

版 次/2002 年 5 月北京第 1 次印刷

书 号/ISBN 7-5037-3722-0/F·133

定 价/180.00 元

版权所有。未经许可,本书的任何部分不准以任何方式在世界任何地区以任何文字翻印、拷贝、仿制或转载。
中国统计版图书,如有印装错误,本社发行部负责调换。

《中国固定资产投资统计数典》

编委会和编辑人员

顾 问

朱之鑫 邱晓华

编委会

主 编：李启明

副 主 编：汲凤翔 金桂芳 耿春普

编辑委员：(以姓氏笔画为序)

李万茂 李俊波 李 莉 赵培亚 贾 海

编辑工作人员

编辑人员：(以姓氏笔画为序)

王明亮 王宝滨 付睿敏 李 皎

刘秀荣 刘校文 许春伟 陈宝顺

倪春海 高 毅

英文翻译：叶礼奇

英文校订：汲凤翔

制 图：李 皎

Statistics on Investment in Fixed Assets of China

Editorial Board and Staff

Advisors

Zhu Zhixin Qiu Xiaohua

Editorial Board

Chief Editor: Li Qiming

Deputy Chief Editor: Ji Fengxiang Jin Guifang Geng Chunpu

Editor Board: (in order of stokes of Chinese surname)

Li Wanmao Li Junbo Li Li Zhao Peiya Jia Hai

Editorial Staff: (in order of stokes of Chinese surname)

Editorial Staff: Wang Mingliang Wang Baobin Fu Ruimin

Li Jiao Liu Xiurong Liu Xiaowen Xu Chunwei

Chen Baoshun Ni Chunhai Gao Yi

English Translators: Ye Liqi

English Proofreaders: Ji Fengxiang

Graphics: Li Jiao


序 言

《中国固定资产投资统计数典》(1950-2000)一书正式与读者见面了。这本资料书系统收集、整理了新中国成立以来建设领域固定资产投资的主要数据,以及与国民经济有密切联系的相关数据,是统计部门服务于社会的一份重要、权威和有用的统计精品。这本资料书从投资规模、投资结构、投资效果等多方面,记录了新中国成立50年来国民经济建设和社会发展宏伟蓝图实现的轨迹;展示了通过投资建设、生产力布局及经济结构调整的巨大变化;展示了国家经济实力增强和人民生活水平提高的丰硕成果。

50年来,尤其是改革开放20多年来,在中国共产党的领导下,全国各族人民团结一致,艰苦奋斗,进行了大规模的经济建设,取得了举世瞩目的伟大成就。累计完成投资24万多亿元,建成投产项目200多万个,竣工房屋面积近300亿平方米,竣工住宅面积200多亿平方米。这些建设成就,不仅奠定了国家坚实的物质基础,促进了国民经济的快速发展,而且也社会的全面进步、人民生活水平的显著提高提供了有利保障。仅仅半个世纪,昔日贫穷落后、满目疮痍的旧中国就发生了翻天覆地的变化,如今一个初步繁荣昌盛的新中国已经巍然屹立在世界的东方!

50年,在历史长河中是短暂的,但中国的变化是巨大的;50年的道路是崎岖的,但中国人民迈着坚实的步伐在前进。回顾历史,沉重与欣慰交织在一起;展望未来,信念与目标鼓舞着我们。在和平与发展为主题的新的世纪,在全面建设小康社会,加速推进社会主义现代化建设的新时期,我们要在中国共产党的领导下,高举邓小平理论伟大旗帜,贯彻江泽民“三个代表”重要思想,继续沿着建设有中国特色社会主义的康庄大道,抓住一切机遇,迎接新的挑战,努力实现中华民族的伟大复兴!

国家统计局副局长



二〇〇二年二月八日 于北京

Preface

Statistics on Investment in Fixed Assets of China (1950 – 2000) has been published now. The book covers the data of investment in fixed assets and others closely related to national economy since the foundation of the People's Republic of China. The book is an important, authoritative and useful elaborate works which government statistical department severs for society. The data book records the 50 years' track that the blueprint of national economy and social development has come true from the various sides, such as investment size, structure and effectiveness, since the foundation of New China. The book also reflects the great change of productivity distribution and the adjustment of economic structure, and the plentiful and substantial fruit of the buildup of national economy strength and the improvement of people's living quality.

In the past 50 years, especially the 20 years of reform and opening, under the leadership of Chinese Communist Party, the whole national people unite as one, strive under the arduous conditions, carry through the large-scale economy construction, and achieve the great success which attracted worldwide attention.


Total accumulative investment has reached more than 24 trillion yuan, number of projects completed more than 2 million, floor space of buildings completed almost 30 billion square meter, floor space of residential buildings completed more than 20 billion square meter. These achievements have not only established the stable substantial base and promoted the rapid development of national economy, but also powerfully ensured the entire progress of society and notable improvement of people's living quality.

It is only in half century that an earth-shaking change has taken place in the poor, backward, old China, which misery and suffering greeted the eyes everywhere. Now a thriving and prosperous New China have stand loftily and firmly at the orient.

Fifty years is a short duration in the history, whenas China's change is great. The road in the fifty years is rugged, but China's people march stably. Looking back the history, we feel depression with gratification. Looking into the future, we are inspired by faith and aim. In the new century with the theme of peace and development,

at the period to roundly build the comparatively well-off society and to accurately push the construction of socialism modernization, we should be leaded by Chinese Communist Party, hold high the banner of Deng Xiaoping theory, carry out Jiang Zemin's well-known instructions of the "Three Represents", proceed along the great road to build the socialism with China characteristics, catch hold of all opportunity, meet the challenge, and pull off the great revival of the Chinese Nation!

Vice-Commissioner

A handwritten signature in black ink, consisting of stylized Chinese characters, positioned to the right of the title 'Vice-Commissioner'.

National Bureau of Statistics of China

February 8, 2002 Beijing

编者说明

一、《中国固定资产投资统计数典》(1950-2000)是一部反映建国以来建设领域投资情况的资料书。本书收录了全国和各省、自治区、直辖市投资规模、投资结构和投资效果方面大量的统计资料,国民经济综合统计资料以及与投资领域相关的统计资料,如建筑队伍状况、投资价格指数等。除此之外,还收集了部分国外的统计资料。

二、本书分为七部分:

1. 全社会固定资产投资;
2. 基本建设;
3. 更新改造;
4. 房地产开发;
5. 集体经济固定资产投资;
6. 个体经济固定资产投资;
7. 国外统计资料。

上述七部分中除国外统计资料外,其余六部分又按综合、投资规模、投资结构、投资效果四个层次列示。

三、本书中有关投资的资料主要来源于国家统计局的投资年报资料。房地产开发中 1986 年至 1994 年为建设部统计资料,1995 年以后为国家统计局的房地产开发统计年报资料。国外统计资料及其他数据主要来自《中国统计年鉴》和《国际统计年鉴》。

四、本书部分数据合计数和相对数由于计算机四舍五入原因而产生的计算误差未做人为调整。

五、由于行政区划的变动,1988 年以前海南省的资料包括在广东省内,1997 年以前重庆市的资料包括在四川省内。

六、自 1997 年起,除房地产开发投资、农村集体投资、个人投资外,基本建设、更新改造和其他固定资产投资项目和企、事业单位投资统计起点由 5 万元提高到 50 万元。为便于比较,本书对 1996 年的相应数据作了全面调整。调整以前的数据为原口径数,调整后的为新口径数。括号内的数为原口径数。

七、为了方便读者使用该书,在书的最后对资料中的统计指标、统计范围、统计方法及历史变动作了简要说明。

Introduction

I . *Statistics on Investment in Fixed Assets of China* (1950 – 2000) is a statistical publication, which covers the data of investment in fixed assets since the foundation of the People's Republic of China. The book embodies plentiful statistical data of investment size, structure and effectiveness, comprehensive statistics data of national economy, and relative data, such as construction enterprises, Investment price indices, at national level and local levels of province, autonomous region, and municipalities directly under the central government. Beside these, the book also collects some foreign statistical data.

II . The book contains the following seven parts:

- a) Total investment in fixed assets;
- b) Investment in capital construction;
- c) Investment in innovation;
- d) Investment in real estate development;
- e) Investment in fixed assets of collective-owned economic units
- f) Investment in fixed assets of individual sector
- g) Foreign investment statistics data.

Except the foreign investment statistical data in the above seven parts, other six parts are subdivided as four parts of general survey, investment size, investment structure, and investment effectiveness.

III . Data on investment in the book are collected by the annual statistical reporting scheme with the coverage of complete enumeration. Data on investment in real estate development from 1986 to 1994 are the data of the Ministry of Construction, and that since 1995 are the data of the annual statistical reporting scheme of National Bureau of Statistics. Foreign investment statistical data and other data are collected from *China Statistical Yearbook* and *International Statistical Yearbook*.

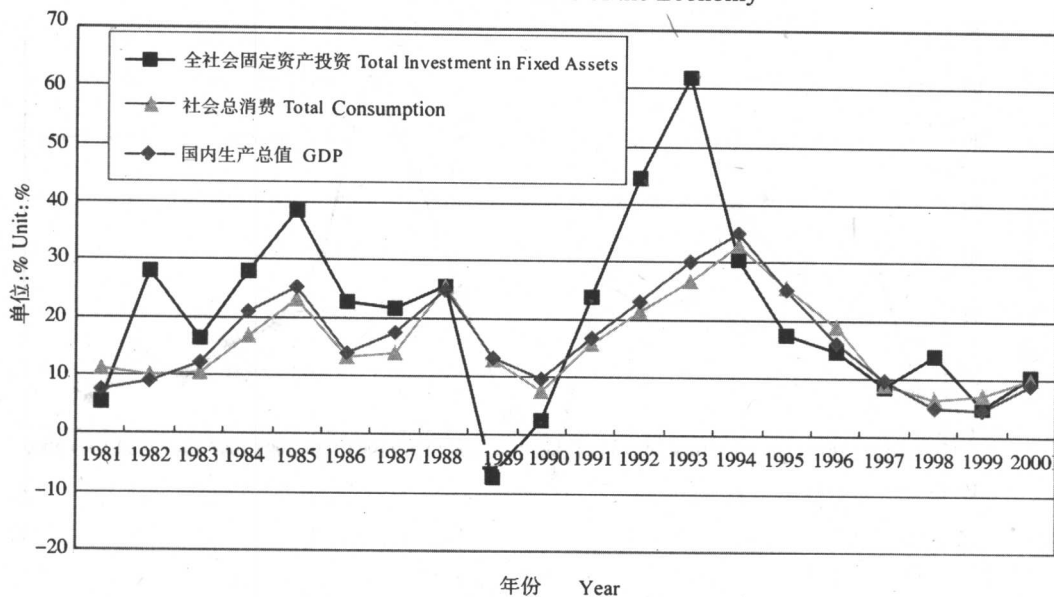
IV . Statistical discrepancies of total and relative numbers due to rounding are not adjusted in the book.

V. Because of changes in administrative region, Hainan was included in Guang Dong before 1988, and Chong Qing was included in Si Chuan before 1997.

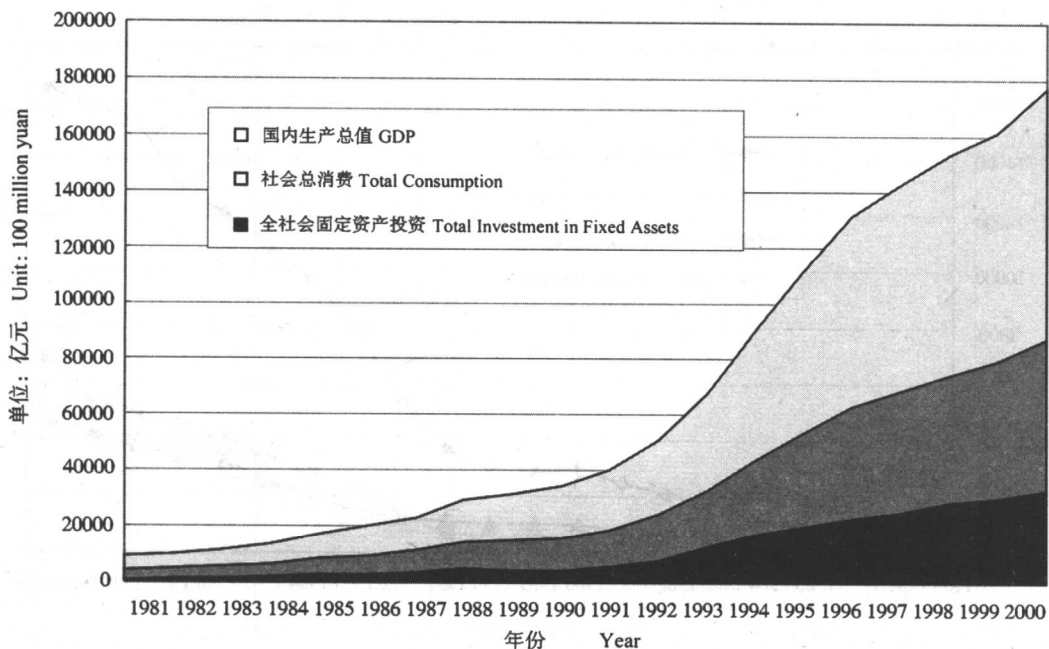
VI. Since 1997, the cut-off point of investment statistics to be included in statistical surveys on capital construction, on technical transformation and other investment statistics was changed from a minimum of 50,000 yuan to the minimum of 500,000 yuan, except statistics on investment in real estate development, rural collective investment and individual investment. For the convenience of comparison, relevant data of 1996 in this book were adjusted accordingly. Data before adjustment were based on the old coverage and data after the adjustment were based on the new coverage. Data in parenthesis were based on the old coverage.

VII. In order to facilitate the reader, statistical indicators, statistical coverage, statistical methods and historical changes are introduced briefly at the end of the book.

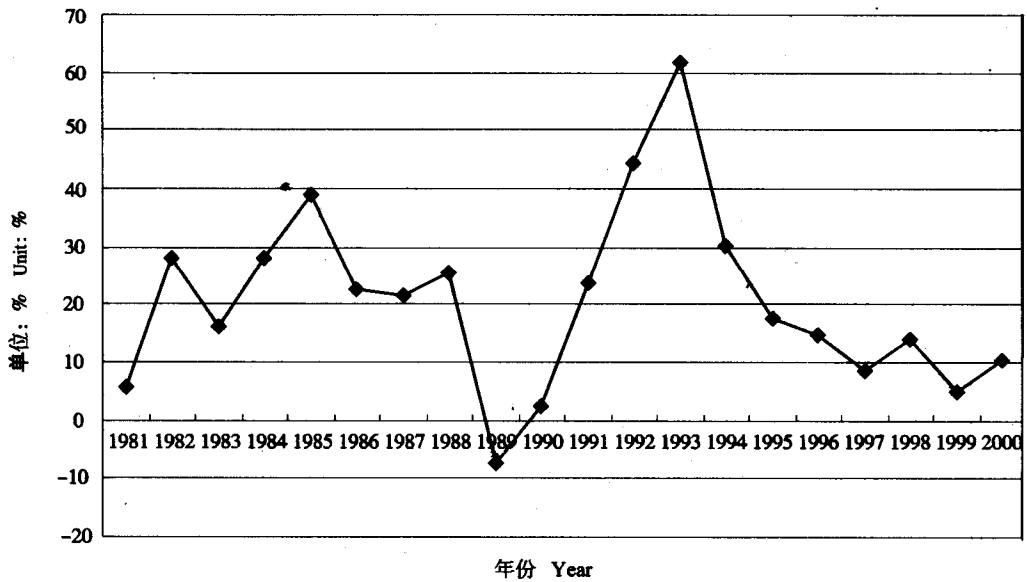
全社会固定资产投资与国民经济主要指标增长速度
Annual Growth Rate of Total Investment in Fixed Assets
and Main Indicators of the Economy



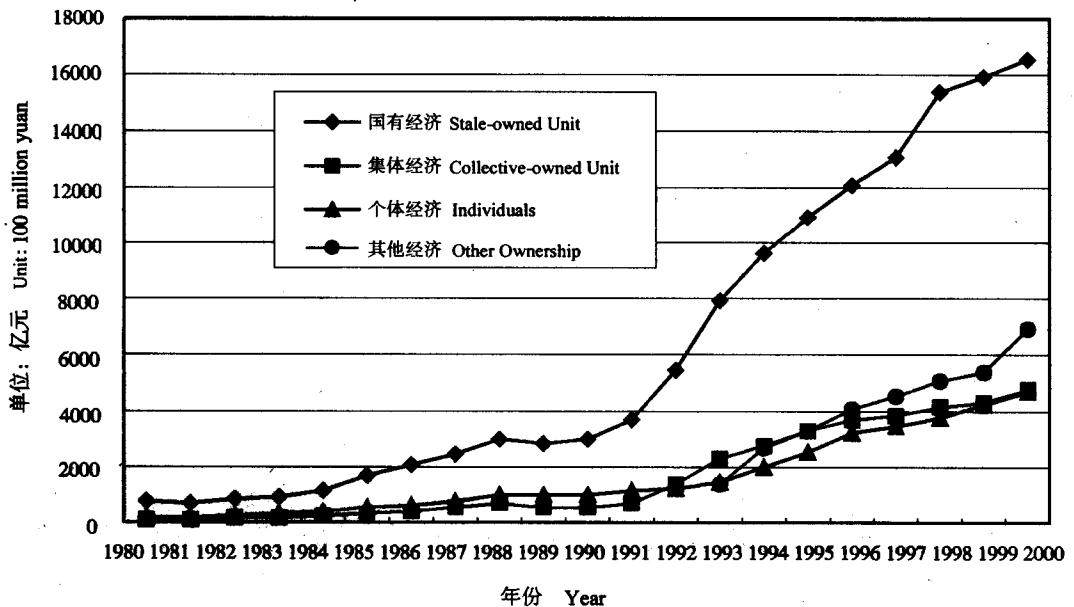
全社会固定资产投资与国民经济主要指标的总量
Main Indicators of Demand Structure of the Economy



全社会固定资产投资增长速度
Growth Rate of Total Investment in Fixed Assets



全社会固定资产投资的增长
Increase of Total Investment in Fixed Assets

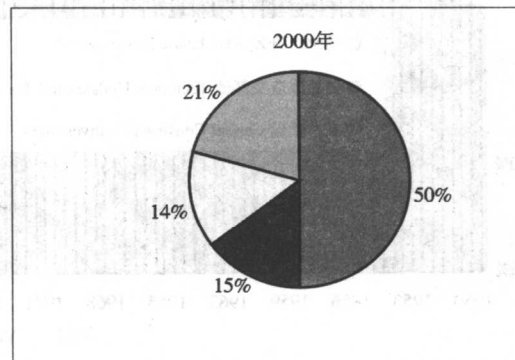
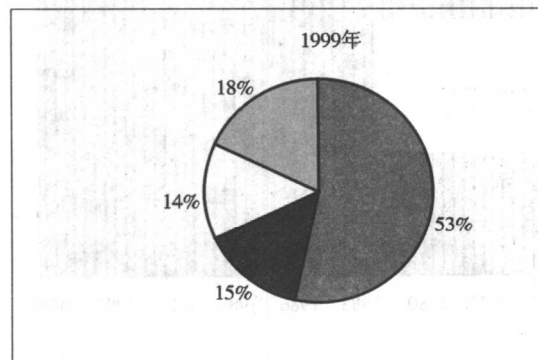
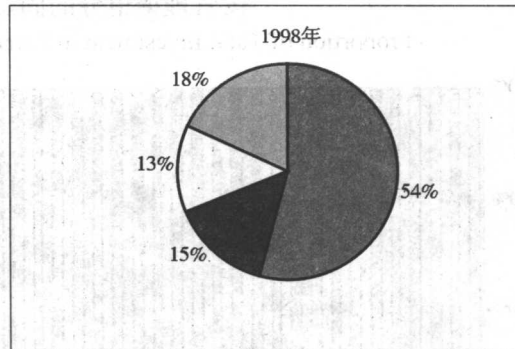
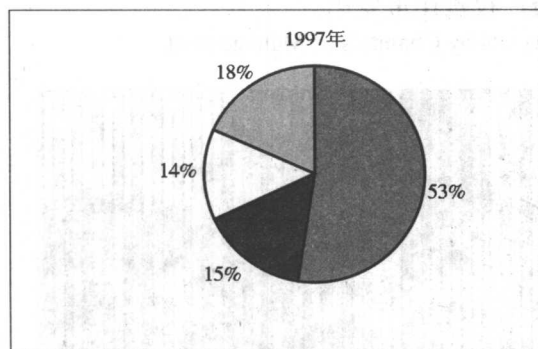
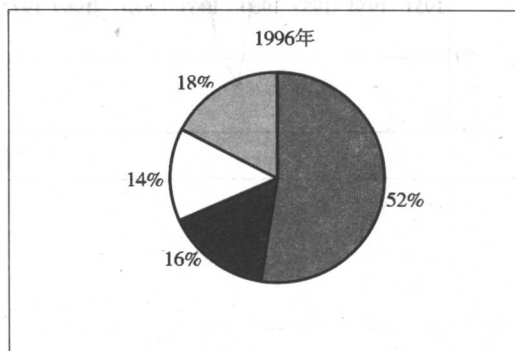
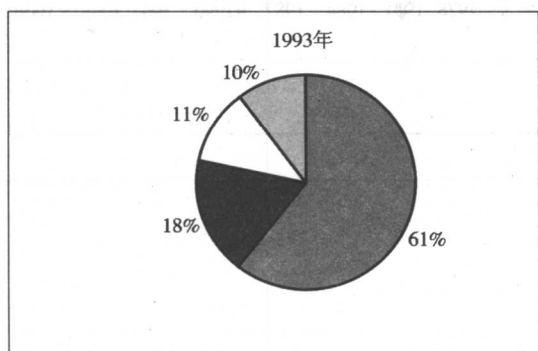



各种经济类型投资比重变化

The Distribution of Total Investment in Fixed Assets by Ownership

(以全社会投资额为100)

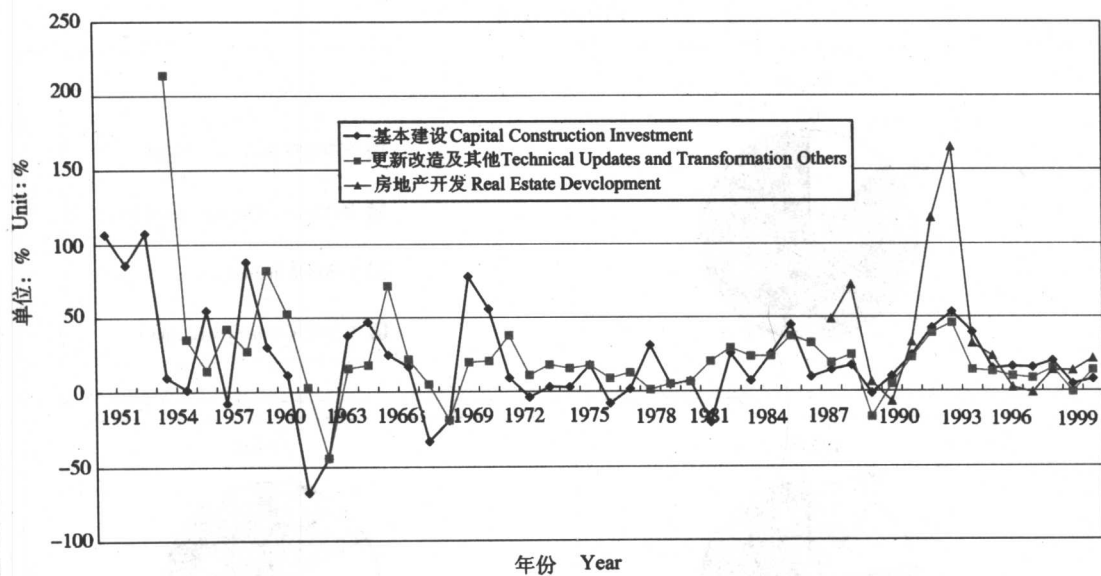
(Total=100)



按管理渠道分的固定资产投资增长

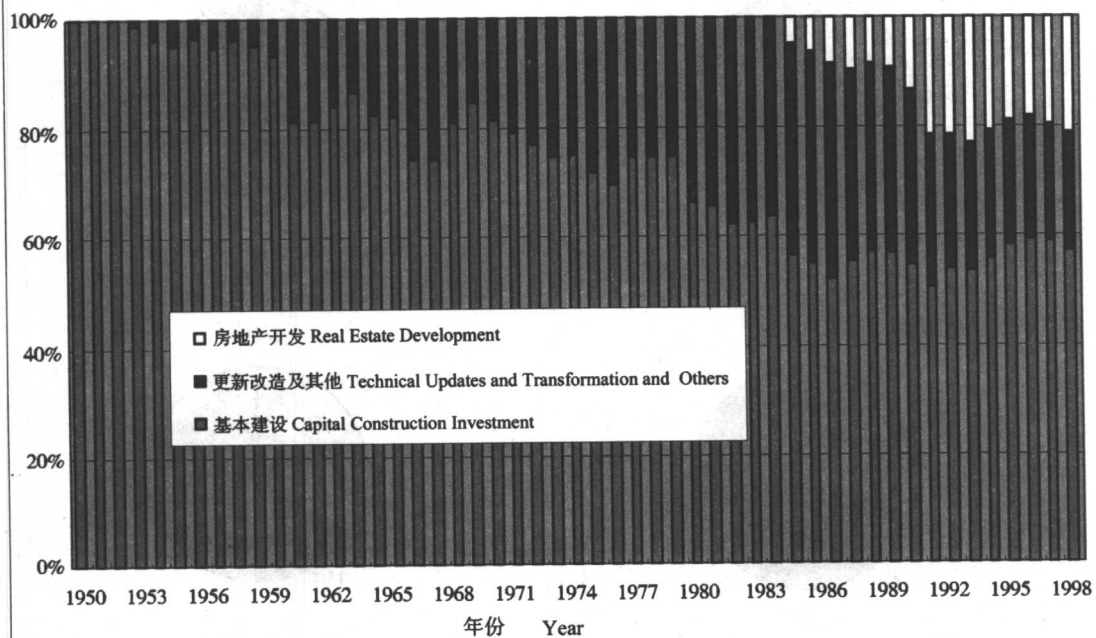
Growth Rate of Total Investment in Fixed Assets by Channels of Mangement

(以上年为基期) (Preceding Year=100)



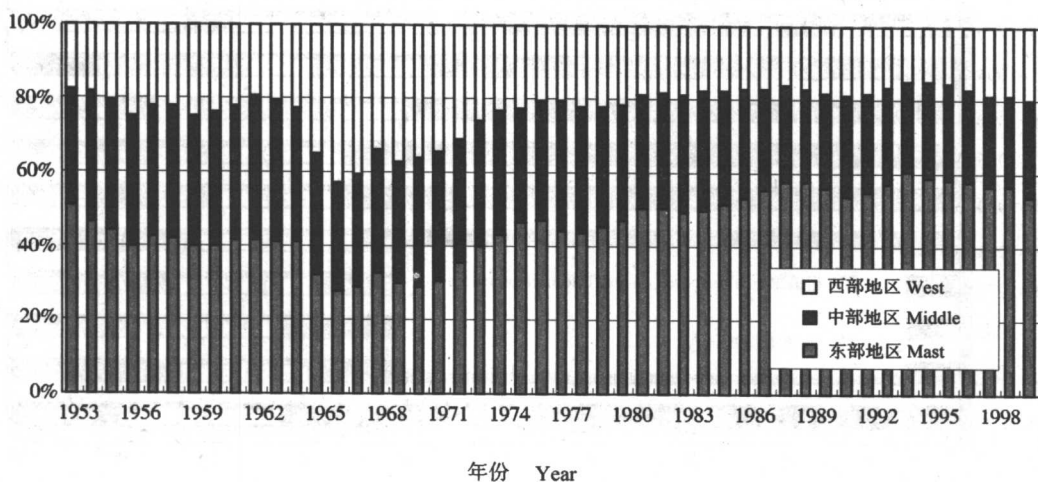
按管理渠道分的固定资产投资比重变化

Proportion of Total Investment in Fixed Assets by Channels of Management



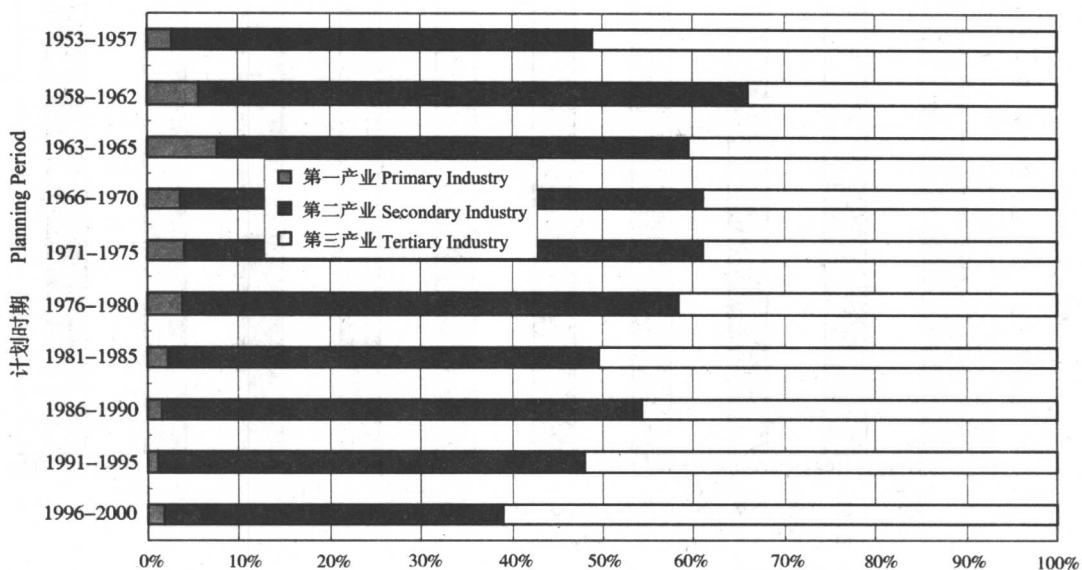
基本建设投资地区分布

The Distribution of Region in Capital Construction Investment

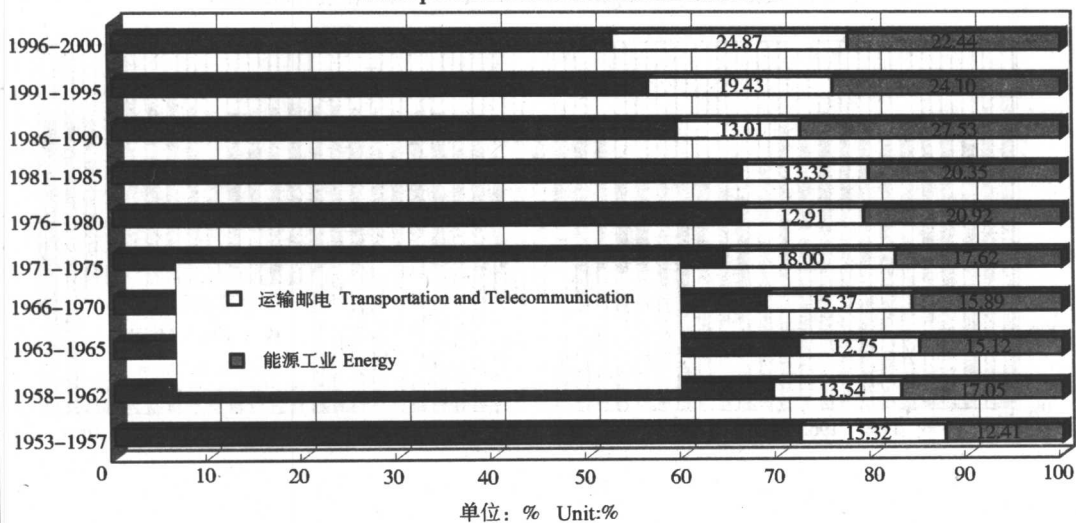


基本建设投资中三次产业投资比重变化

Growth Rate of Capital Construction Investment by Type of Industry



基本建设投资中能源工业|运输邮电业投资所占比重
The Composition of Capital Construction Investment in Industries of Energy, Transportation and Telecommunication



基本建设投资按建设性质构成
The Composition of Capital Construction Investment by type of Construction

