


★ 教育部考试中心中英教育测量交流中心


剑桥大学考试委员会 (Cambridge ESOL) 编写



剑桥少儿英语

0413/001

一级
2



考试全真试题集 参考答案

外语教学与研究出版社

FOREIGN LANGUAGE TEACHING AND RESEARCH PRESS

Starters

Cambridge Young Learners
English Tests

Cambridge

Starters 2

剑桥少儿英语考试
全真试题集
一级 (2)

参 考 答 案

剑桥大学考试委员会 (Cambridge ESOL) 编写

外语教学与研究出版社

FOREIGN LANGUAGE TEACHING AND RESEARCH PRESS

简介

Cambridge Young Learners English Tests

剑桥少儿英语考试是专为7-12岁的少儿设计的英语初级水平考试系统。该考试分为三个级别：一级（Starters），二级（Movers）和三级（Flyers）。

一级（Starters）是考试系统中最低的级别，专为完成了一年或100个学时的7岁以上的少儿设计。

考试时间为45分钟，包括听力（Listening）、阅读与写作（Reading and Writing）和口语（Speaking）三部分。

	考试时间	考试题单元数量	考题总数
听力	20分钟	4	20
阅读与写作	20分钟	5	25
口语	5分钟	2	—

考生做阅读与写作题的时候要用钢笔或铅笔答题，做听力题的时候可以用任何颜色的钢笔或铅笔。所有答案都要写在答题纸上。

听力（Listening）

总的来说，这部分考题着重于“此时此景”，考查考生在有实际意义的上下文中运用语言的能力。除了选择题和简答题之外，考生还需要用彩色笔来完成一些题目。听力题共分为四个单元，每单元开头都有一个清楚的例题。

单元	能力考查重点	考生接收的信息	正确作答	考题数量
1	词汇和物品所处位置	一张图片，一段对话	按照要求把物品“放置”在图中正确的位置上	5
2	数字和拼写	一张图片，一段对话	简单的听写：写出数字，正确拼写单词	5
3	动词的现在进行时	多张图片，多段对话	图片三选一	5
4	物品名称和相关位置	一张图片，一段对话	按照要求在图中找出物品的位置，画图并涂上正确的颜色	5

阅读与写作 (Reading and Writing)

与听力部分相同，这部分考题也强调“此时此景”，考查考生在有实际意义的上下文中运用语言的能力。考生可以用任何颜色的钢笔或铅笔答题。这部分共分五个单元，每单元开头有一道例题。

单元	能力考查重点	考生接收的信息	正确作答	考题数量
1	理解词汇	五个句子，每句话配有一张图片	用划对勾和划叉的方式表示对错	5
2	理解词汇、数字、方位词和语法	一张图片下有五句话	根据对错写出 Yes 或 No	5
3	正确拼写单词	五张物品图片，每张图片配有一个打乱顺序的字母“包”	写出物品名称（横线的数量代表单词字母数量）	5
4	写出单词，完成短文	每段短文空出几个单词，每个空提供一张图片作提示	根据提示填入正确单词	5
5	写出单词	由三张图片表现一个故事，共有五个问题	用一个单词回答问题	5

口语 (Speaking)

在这部分考题中，考生要与考官进行五分钟的交谈。在测试之前，教师或考生熟悉的人要用汉语向考生讲解考试形式，然后考生带进考场，介绍给考官。

考官根据考生的理解、反应和发音等方面评定其口语能力。

单元	考生接收的信息	正确作答
1	问候、询问姓名；考官根据图片提问，说出指令	根据指令做出反应；做出恰当的动作或用一个单词回答问题
2	考官提问姓名、年龄、家庭、班级、喜欢的事物和不喜欢的事物	用一个单词或短语回答问题

Listening

Lines should be drawn between (在以下两种事物之间画线):

- Part 2 (5 marks)*

- Part 3 (5 marks)*

- 1 C 2 A 3 B 4 C 5 C

Part 4 (5 marks)

- 1 the flower next to the ball: purple
(球旁边的花: 紫色)
- 2 the flower in the dog's mouth: blue
(狗用嘴叼着的花: 蓝色)
- 3 the flower behind the chair: yellow
(椅子后面的花: 黄色)
- 4 the flower between the two boys: red
(两个男孩之间的花: 红色)
- 5 A green flower should be drawn in front of the snake. (在蛇前面画一朵绿色的花。)

TRANSCRIPT *Hello. This is the University of Cambridge
Starters Practice Listening Test 1.*
[pause]

Part 1 Look at Part 1. Now look at the picture.

[pause]

Listen to the example. Listen and look.

Man: Put the shoe on the monkey.
Woman: Pardon?

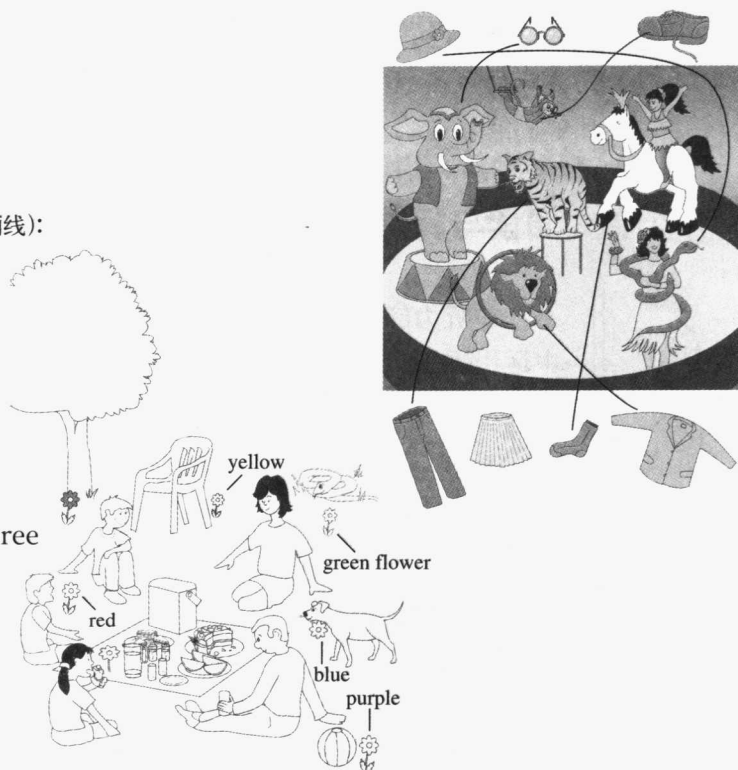
Man: Put the shoe on the monkey.

[pause]

This is an example. Can you see the line?

[pause]

Now you listen and draw a line.



1

Man: Put the glasses on the elephant.

Woman: Sorry? Where?

Man: Put the glasses on the elephant.

[pause]

2

Man: Put the trousers on the tiger.

Woman: Sorry? What?

Man: Put the trousers on the tiger.

[pause]

3

Man: Put the jacket on the lion.

Woman: Sorry?

Man: Put the jacket on the lion.

[pause]

4

Man: Put the sock on the horse.

Woman: Where do I put it?

Man: Put the sock on the horse.

[pause]

5

Man: Put the hat on the snake.

Woman: Pardon?

Man: Put the hat on the snake.

[pause]

Now listen to Part 1 again.

[The recording is repeated.]

That is the end of Part 1.

Part 2 Look at the pictures.

[pause]

Listen to the examples. Listen and look.

There are two examples.

Man: Hello! What's your name?

Girl: My name's Sarah.

Man: How do you spell that?

Girl: S-A-R-A-H.

Man: Sarah. I like that.

[pause]

Man: And how old are you, Sarah?

Girl: I'm eight.

Man: Eight?

Girl: Yes — it's my birthday today!

Man: Eight years old today! Well, Happy Birthday!

[pause]

Can you see the answers?

Now listen and write names and numbers.

1

Man: Who do you live with, Sarah?

Girl: I live with my dad.

Man: And what's your dad's name?

Girl: His name's Jack.

Man: Is that J-A-C-K?

Girl: That's right. Jack.

[pause]

2

Man: Where do you and your dad live?

Girl: We live in a house on Sun Street.

Man: Sun Street. Yes, I know. What number?

Girl: Number 5.

Man: So, number 5, Sun Street.

[pause]

3

Man: Do you have a garden, Sarah?

Girl: Yes, we have a big garden.

Man: What's in the garden — trees?

Girl: Yes — um — there are three trees.

Man: Three?

Girl: Yes — and I climb them!

[pause]

4

Man: And where do you go to school?

Girl: I go to Red House School.

Man: Is that the name of the school?

Girl: Yes! Red House School.

[pause]

5

Man: Is Red House School a big school?

Girl: No — it's a very small school.

Man: How many children are in your class?

Girl: There are nine.

Man: Nine? That is small.

Girl: It's OK. I like small schools.

[pause]

Now listen to Part 2 again.

[The recording is repeated.]

That is the end of Part 2.

Part 3 Look at the pictures.

[pause]

Now listen and look at the example.

What's the crocodile doing?

Girl: Can you see the crocodile?

Boy: Is it swimming in the water?

Girl: No, but the boy's swimming. The crocodile's next to the water.

Boy: Is the crocodile sleeping?

Girl: No, he's watching the boy.

[pause]

This is an example. The crocodile's watching the boy. Can you see the tick? Now listen and tick the box.

1 What's the baby doing?

Girl: There's Ann with her baby brother.

Boy: Does the baby drink the milk?

Girl: He does, but he's playing with his toys now.

Boy: He loves the doll!

[pause]

2 What's Nick doing?

Girl: Can you see Nick?

Boy: Yes, he's with the monster.

Girl: Is Nick painting a picture?

Boy: Yes, he's painting a picture of the monster!

Girl: Is Nick's sister with them?

Boy: No, she's not there.

[pause]

3 What's Mum doing?

Girl: Where's Mum?

Boy: She's in the kitchen. She's giving the baby her breakfast.

Girl: And is dad there?

Boy: No, he's reading a book in the living room.

Girl: Oh.

[pause]

4 What's Tom doing?

Boy: I can see an aeroplane. Look!
 Girl: Yes, Tom's watching it.
 Boy: Is he flying his kite?
 Girl: No. He's playing football today.
 [pause]

5 Who's playing the piano?

Girl: Who's playing the piano?
 Boy: It's Sue. She loves the piano.
 Girl: Is Ben playing with her?
 Boy: No. She's playing with her sisters?
 [pause]

Now listen to Part 3 again.

[the recording is repeated.]

That is the end of Part 3.

Part 4 Look at the picture.

[pause]

Listen and look at the example.

Woman: Can you find the flower under the tree?

Boy: Pardon?

Woman: The flower under the tree.

Boy: Yes.

Woman: Colour it pink. Colour the flower under the tree pink.

[pause]

This is an example.

Can you see the pink flower?

[pause]

Now listen and colour and draw.

1

Woman: Now find the flower next to the ball.

Boy: Where?

Woman: The flower next to the ball. Colour it purple.

Boy: Purple. OK.

[pause]

2

Woman: Can you see the flower in the dog's mouth?

Boy: Sorry, what?

Woman: The flower in the dog's mouth.

Boy: Yes. I can see it now.

Woman: OK. Colour it blue.

[pause]

3

Woman: Now find the flower behind the chair.

Boy: Where?

Woman: The flower behind the chair. Colour it yellow.

Boy: Yellow. Right.

[pause]

4

Woman: Find the flower between the two boys.

Colour it red.

Boy: The flower between the two boys—make it red. Yes?

Woman: That's right.

[pause]

5

Woman: Can you see the snake?

Boy: Yes.

Woman: Draw a flower in front of the snake.

Boy: OK. Draw a flower in front of the snake.

Woman: And now colour it. Make it green.

Boy: Green. Like the snake!

[pause]

Now you will hear Part 4 again.

[The recording is repeated.]

That is the end of the Starters Practice

Listening Test 1.

Reading and Writing

Part 1 (5 marks)

1 ✓ 2 ✗ 3 ✗ 4 ✓ 5 ✓

Part 2 (5 marks)

1 no 2 yes 3 no 4 yes 5 no

Part 3 (5 marks)

1 orange 2 banana 3 mango 4 coconut 5 lime

Part 4 (5 marks)

milk
 legs/feet
 toys
 bike/bicycle/cycle
 baby

Part 5 (5 marks)

1 red
 2 ball/football
 3 2/two
 4 eating/talking/sitting
 5 teacher/woman/lady

Speaking

	考官 / 引导员所做的:	考官所说的话:	要求儿童至少说出或做出:	备用问题:
1	引导员把应试者带进来, 用汉语指导应试者坐好, 对考官说: Hello, this is Marco. 指着情景卡片	Hello, Marco. My name's Jane/Ms Smith. Look at this. This is a garden. The children are playing in the garden. Marco, where's the duck? Where are the flowers?	Hello. 指出图片中相应的物品	
2	指着物品卡片	Now look at these. Which is the monster? I'm putting the monster in the water. Now you put the monster under the tree. Which is the watch/radio? Put the watch/radio on the table. Which is the pineapple/fish? Put the pineapple/fish between the two boys.	指着物品卡片 把物品卡片放在正确的位置上 (树下) 指着物品卡片 把物品卡片放在正确的位置上 (桌子上) 指着物品卡片 把物品卡片放在正确的位置上 (两个男孩之间)	Is this the monster? (指着怪物) Is this the watch/radio? (指着手表 / 收音机) Where's the table? Is this the pineapple/fish? (指着菠萝 / 鱼)
3	拿走物品卡片, 指着情景卡片中的房子 指着女人	Now, Marco, what's this? How many windows has it got? What colour is the door? What's the woman doing?	house four red drinking	Is it a house? Has it got one? Two? Is it blue? Red? Is she drinking?
4	收起情景卡片, 然后选出三张物品卡片			
4.1	让应试者看马的卡片	What's this? Can you ride a horse? What your favourite animal?	horse yes/no dog	Is it a horse? Do you like cats? Dogs?
4.2	让应试者看电话的卡片	What's this? What colour is it? How many phones have you got in your house?	phone black one	Is it white? Black? Have you got one? Two?
4.3	让应试者看小鸡的卡片	What's this? Do you like chicken?	chicken yes/no	Is it a chicken?
5	收起所有卡片	What do you eat for supper? Now, Marco, where do you live? What's your teacher's name? What's your favourite lesson?	rice Madrid Pat English	Do you like rice? Do you live in Madrid? Is her name Pat? Do you like English lessons?
		OK, thank you, Marco. Goodbye.	Goodbye. 离开。	


Test 2 Answers

Listening

Part 1 (5 marks)

Lines should be drawn between (在以下两种事物之间画线):

- 1 the horse and the floor next to the woman
(马和女人旁边的地板)
- 2 the doll and the armchair (布娃娃和扶手椅)
- 3 the train and the mat (火车和垫子)
- 4 the clock and the wall between the two pictures
(钟表和两幅画之间的墙)
- 5 the photo and the big table in front of the window
(照片和窗前的大桌子)



Part 2 (5 marks)

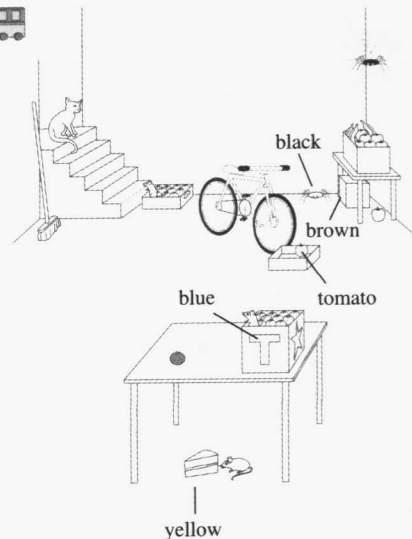
- 1 Sue 2 3/three 3 Mike
- 4 5/five 5 Zurb (correct spellings)

Part 3 (5 marks)

- 1 A 2 B 3 A 4 C 5 A

Part 4 (5 marks)

- 1 box under the small table: brown
(小桌子下的盒子: 棕色)
- 2 spider on the floor next to the bike: black
(自行车旁边地板上的蜘蛛: 黑色)
- 3 letter "T" on the box on the big table: blue
(大桌子上的盒子上的字母 T: 蓝色)
- 4 Draw a tomato in the box on the floor in front of the bike. (在自行车前地板上的盒子上画一个西红柿。)
- 5 cake under the big table: yellow
(大桌子下的蛋糕: 黄色)



1

Man: The horse is on the floor, next to the woman.

Woman: Where?

Man: It's on the floor, next to the woman.

[pause]

2

Man: The doll is in the armchair.

Woman: Sorry? Where?

Man: In the armchair. The doll is in the armchair.

[pause]

3

Man: The train is on the mat.

Woman: Pardon?

Man: The train is on the mat.

[pause]

4

Man: The clock is on the wall between the two pictures.

Woman: Where?

Man: On the wall between the two pictures.

[pause]

5

Man: The photo is on the table.

Woman: Which table?

Man: On the big table in front of the window.

[pause]

TRANSCRIPT

Hello. This is the University of Cambridge

Starters Practice Listening Test 2.

[pause]

Part 1 Look at Part 1. Now look at the picture.

[pause]

Listen to the example. Listen and look.

Man: The book is on the bookcase.

Woman: What?

Man: The book is on the bookcase.

[pause]

This is an example. Can you see the line?

[pause]

Now you listen and draw a line.

Now listen to Part 1 again.

[The recording is repeated.]

That is the end of Part 1.

Part 2 Look at the pictures.

[pause]

Listen to the examples. Listen and look.

There are two examples.

Girl: Hello! What's your name?

Boy: My name's Nick.

Girl: How do you spell that?

Boy: N-I-C-K.

[pause]

Girl: What are you doing?

Boy: I'm reading a book.

Girl: What's the name of the book?

Boy: "My Monster Friends."

Girl: How many pages has it got?

Boy: Eight.

Girl: Eight pages — that's a short book!

[pause]

Can you see the answers?

Now listen and write names and numbers.

1

Girl: Is it a good book?

Boy: Yes. Look! The monsters have got names.

Girl: What's that monster's name?

Boy: Her name is Sue.

Girl: How do you spell it?

Boy: S-U-E.

Girl: That's a good name.

[pause]

2

Boy: Look, she's got four arms.

Girl: Oh! How many legs has she got?

Boy: Two green legs and one blue leg.

Girl: So she's got three legs.

Boy: Yes, that's right. She's got three legs.

[pause]

3

Boy: Look! This is Sue's brother.

Girl: He's very ugly!

Boy: Yes, he is.

Girl: What's his name?

Boy: Mike.

Girl: How do you spell that?

Boy: M-I-K-E.

Girl: M-I-K-E. Mike.

[pause]

4

Girl: How many socks is Mike wearing?

Boy: He's got five feet, so he's wearing five socks.

Boy: Five?

Girl: Yes. Look! He loves soccer!

[pause]

5

Girl: What's that?

Boy: That's their dog.

Girl: What's his name?

Boy: Zurb.

Girl: How do you spell that?

Boy: Z-U-R-B.

Girl: Z-U-R-B?

Boy: Yes, that's right.

[pause]

Now listen to Part 2 again.

[The recording is repeated.]

That is the end of Part 2.

Part 3 Look at the pictures.

[pause]

Now listen and look at the example.

What's Tom doing?

Woman: Is Tom sitting on a chair?

Man: No, he isn't. Ben is sitting on a chair. Tom is dancing.

Woman: Is he dancing with his friends?

Man: Yes. He's dancing with three friends.

[pause]

This is an example. Can you see the tick?

Now listen and tick the box.

1 What's Ann doing?

Woman: Is Ann with her friends in the garden?

Boy: No, she isn't. She's in the living room.

Woman: Are they reading a story?

Boy: No, they're not. They're looking at photos.

[pause]

2 Which girl is Sue?

Man: Has Sue got black hair?

Woman: No, she hasn't. She's got brown hair.

Man: Is she wearing a dress?

Woman: Yes, she is — and a red hat.

[pause]

3 What's Nick doing?

Boy: Is Nick playing the piano?

Man: No, he isn't. He's standing next to the piano.

Boy: Is he singing?
 Man: No. He's talking to the teacher.
 [pause]
 4 *What's the cat doing?*
 Woman: Look, the cat's having its breakfast.
 Man: Is it drinking milk?
 Woman: No. It's eating fish.
 Man: Doesn't it like milk?
 Woman: No, it doesn't.
 [pause]
 5 *What's Mum doing?*
 Man: Where's Mum? Is she in the kitchen?
 Boy: Yes, she is.
 Man: Is that Mum singing?
 Boy: No, it isn't. Mum's listening to the radio.
 [pause]
Now listen to Part 3 again.
[the recording is repeated.]
That is the end of Part 3.

Part 4 *Look at the picture.*

[pause]
Listen and look at the example.
 Woman: Find the tomato on the big table.
 Boy: Sorry?
 Woman: The tomato on the big table.
 Boy: Yes.
 Woman: Colour it red.
 [pause]
This is an example.
 [pause]
Now listen, colour and draw.

1

Woman: Can you see the box under the small table?
 Boy: The box under the small table? Yes.
 Woman: OK. Now, colour it brown.
 Boy: Sorry? What?
 Woman: The box under the small table. Colour it brown.
 [pause]
 2
 Woman: There's a spider near the bike. Can you see it?
 Boy: Sorry? Which spider?
 Woman: The spider on the floor next to the bike.
 Boy: OK.
 Woman: Now, colour the spider black.
 [pause]

3

Woman: Now find the box on the big table.
 Boy: OK.
 Woman: Can you see the big letter "T" on the box?
 Boy: Yes.
 Woman: Colour it blue.
 Boy: OK, blue.
 [pause]
 4
 Woman: Can you see the bike?
 Boy: Yes.
 Woman: In front of the bike, there's a box.
 Boy: OK.
 Woman: Now, draw a tomato in that box.
 Boy: Pardon?
 Woman: Find the box in front of the bike ... and draw a tomato in it.
 [pause]

5

Woman: Can you see the mouse under the big table? It's eating cake.
 Boy: Yes — colour the mouse?
 Woman: No, colour the cake. Colour it yellow.
 [pause]
Now you will hear Part 4 again.
[The recording is repeated.]
That is the end of the Starters Practice
Listening Test 2.

Reading and Writing

Part 1 (5 marks)

1 ✓ 2 ✗ 3 ✓ 4 ✗ 5 ✗

Part 2 (5 marks)

1 no 2 yes 3 no 4 no 5 yes

Part 3 (5 marks)

1 bird 2 monkey 3 giraffe 4 mouse 5 elephant

Part 4 (5 marks)

hair
 shoes/sandals
 write
 window
 doll

Part 5 (5 marks)

1 ball
 2 tree
 3 fish
 4 boy
 5 bird

Speaking

	考官 / 引导员所做的:	考官所说的话:	要求儿童至少说出或做出:	备用问题:
1	引导员把应试者带进来, 用汉语指导应试者坐好, 对考官说: Hello, this is <i>Marco</i> . 指着情景卡片	Hello, <i>Marco</i> . My name's <i>Jane/Ms Smith</i> . Look at this. This is the sea. The family are in a boat. <i>Marco</i> , where's the ball? Where are the birds?	Hello. 指出图片中相应的物品	
2	指着物品卡片	Now look at these. Which is the snake? I'm putting the snake next to the tree. Now you put the snake next to the girl. Which is the cake/egg? Put the cake/egg between the woman and the man. Which is the handbag/glasses? Put the handbag/glasses under the helicopter.	指着物品卡片 把物品卡片放在正确的位置上 (女孩旁边) 指着物品卡片 把物品卡片放在正确的位置上 (男人和女人之间) 指着物品卡片 把物品卡片放在正确的位置上 (直升飞机下)	Is this the snake? (指着蛇) Is this the cake/egg? (指着蛋糕 / 蛋) Where's the woman? Is this the handbag/glasses? (指着手提包 / 眼镜)
3	拿走物品卡片, 指着情景卡片中的鱼 指着男孩	Now, <i>Marco</i> , what's this? What colour is it? How many fish are there? What's the boy doing?	fish yellow five swimming	Is it a fish? Is it red? One? Two? Is he swimming?
4	收起情景卡片, 然后选出三张物品卡片			
4.1	让应试者看电视机的卡片	What's this? Can you got a TV? Where do you watch TV? What's this?	TV yes/no living room chair	Is it a TV? Do you watch TV in the living room? At school? Is it a chair?
4.2	让应试者看椅子的卡片	Is it old or new?	old	
4.3	指着应试者的椅子 让应试者看裤子的卡片	What colour is your chair? What are these? Are you wearing trousers? What are you wearing on your feet?	grey trousers yes/no shoes	Is it brown? Are they trousers? Are you wearing shoes?
5	收起所有卡片	Now, <i>Marco</i> , do you live in a big house or a small house? How many rooms are there in your house? What sports do you like?	big/small six swimming	Is your house big? Are there six rooms? Four rooms? Do you like swimming?
		OK, thank you, <i>Marco</i> . Goodbye.	Goodbye. 离开。	


Test 3 Answers

Listening

Part 1 (5 marks)

Lines should be drawn between (在以下两种事物之间画线):

- 1 the banana and the top of the teacher's desk
(香蕉和老师讲桌的桌面)
- 2 the mouse and the inside of the boy's bag
(老鼠和男孩书包的里面)
- 3 the ruler and a place under the girl's desk
(尺子和女孩桌子下的一块地方)
- 4 the picture of the body and the board
(人体图片和黑板)
- 5 the eraser and the floor in front of teacher's desk
(橡皮和教师讲桌前的地板)



Part 2 (5 marks)


- 1 Peggy 2 7/seven 3 6/six
4 John 5 Spiders (correct spelling)

Part 3 (5 marks)

- 1 C 2 A 3 A 4 B 5 C

Part 4 (5 marks)

- 1 boy's shoes: blue (男孩的鞋: 蓝色)
- 2 The letter "A" should be written on the box under the cupboard.(在橱柜下的盒子上写字母A。)
- 3 flowers next to window: pink (窗户旁边的花: 粉色)
- 4 A banana should be drawn next to the apples on the table.(在桌子上的苹果旁边画一个香蕉。)
- 5 girl's T-shirt: orange (女孩的T恤衫: 桔黄色)



TRANSCRIPT

Hello. This is the University of Cambridge

Starters Practice Listening Test 3.

[pause]

Part 1 Look at Part 1. Now look at the picture.

[pause]

Listen to the example. Listen and look.

Man: The pencil is on the boy's desk.

Woman: Sorry? What?

Man: The pencil is on the boy's desk.

[pause]

This is an example. Can you see the line?

[pause]

Now you listen and draw a line.

1

Man: The banana is on the teacher's desk.

Woman: Where?

Man: The banana is on the teacher's desk.

[pause]

2

Man: The mouse is in the boy's bag.

Woman: Sorry? Where?

Man: The mouse is in the boy's bag.

[pause]

3

Man: The ruler is under the girl's desk.

Woman: Pardon?

Man: The ruler is under the girl's desk.

[pause]

4

Man: The picture of the body is on the board.
 Woman: What?
 Man: The picture of the body is on the board.
 [pause]

5

Man: The eraser is on the floor in front of the teacher's desk.
 Woman: Sorry?
 Man: The eraser is on the floor in front of the teacher's desk.
 [pause]
Now listen to Part 1 again.
 [The recording is repeated.]
That is the end of Part 1.

Part 2 Look at the pictures.

[pause]

Listen to the examples. Listen and look.
There are two examples.

Woman: Hello! What's your name?
 Boy: I'm Tim.
 Woman: How do you spell that?
 Boy: T-I-M.
 Woman: T-I-M. Tim.
 Boy: Yes. That's right.
 [pause]
 Woman: These are good drawings, Tim. What's this one?
 Boy: It's a plane.
 Woman: How many children can fly in it?
 Boy: Three.
 Woman: Three?
 Boy: Yes.
 [pause]
Can you see the answers?
Now listen and write names and numbers.

1

Woman: Is that you in the plane?
 Boy: Yes.
 Woman: Who's that in the plane with you?
 Boy: That's my sister, Peggy.
 Woman: How do you spell Peggy?
 Boy: P-E-G-G-Y.
 Woman: P-E-G-G-Y. Peggy. Mmmm—I like that name.
 [pause]

2

Woman: What's this drawing?
 Boy: It's my house.
 Woman: It's a big house.
 Boy: Yes. It's got seven bedrooms.
 Woman: How many?
 Boy: Seven!
 [pause]
 3
 Woman: Do you have a big family?
 Boy: Yes, very big.
 Woman: How many brothers and sisters have you got?
 Boy: Two brothers and three sisters—and me.
 Woman: So, six children.
 Boy: Yes.
 Woman: Wow!
 [pause]

4

Woman: Who's that?
 Boy: That's the baby.
 Woman: What's his name?
 Boy: His name is John.
 Woman: How do you spell that?
 Boy: J-O-H-N. John.
 [pause]
 5
 Woman: What's this drawing?
 Boy: That's Peggy and John. They're reading their favourite book.
 Woman: What's the name of the book?
 Boy: "Spiders".
 Woman: How do you spell "Spiders"?
 Boy: S-P-I-D-E-R-S.
 Woman: S-P-I-D-E-R-S. Spiders. Mmmm—I don't like spiders.
 [pause]
Now listen to Part 2 again.
 [The recording is repeated.]
That is the end of Part 2.
 [pause]

Part 3 Look at the pictures.

[pause]

Now listen and look at the example.
Which is Ann?

Woman: Is Ann in the living room?

Man: No. Her sister's in the living room. Ann is in the bedroom.

Woman: Is she playing with her toys?

Man: No. She's putting them in the cupboard.

[pause]

This is an example. Ann is in the bedroom, putting her toys in the cupboard. Can you see the tick?

[pause]

Now listen and tick the box.

1 Which boy is John?

Woman: Is John watching a game of soccer?

Man: No. He isn't. He's playing soccer.

Woman: Is he playing at school?

Man: No, he isn't. He's playing at the beach.

[pause]

2 What's May doing?

Man: What's May doing? Is she reading?

Woman: No, look. She's got a pencil.

Man: So, she's writing.

Woman: No, she isn't writing. She's drawing a picture in her book.

[pause]

3 What's Pat doing?

Boy: Is Pat catching a ball?

Man: No. The dog is catching a ball.

Boy: Is Pat throwing a ball?

Man: No. Pat's sister is throwing a ball. Pat is bouncing a big ball.

[pause]

4 Which boy is Sam?

Woman: Is Sam walking to school?

Man: No. He's got his bike today.

Woman: Is he wearing a hat?

Man: Yes. He's wearing a red hat.

[pause]

5 What's Emma doing?

Man: What's Emma doing?

Girl: She's with her friend, Kim. They're looking at clothes.

Man: Oh yes, look. Emma's pointing at that purple dress.

Girl: Yes. It's beautiful!

[pause]

Now listen to Part 3 again.

[the recording is repeated.]

That is the end of Part 3.

Part 4 Look at the picture.

[pause]

Listen and look at the example.

Man: Find the pear on the table.

Girl: What?

Man: The pear on the table.

Girl: Yes?

Man: Colour it green.

[pause]

This is an example.

Can you see the green pear?

[pause]

Now listen, colour, draw and write.

1

Man: Can you see the boy?

Girl: The boy? Yes.

Man: OK. Now colour his shoes blue.

Girl: Sorry? What colour?

Man: Colour the boy's shoes blue.

[pause]

2

Man: Find the box under the cupboard.

Girl: Sorry? Which box?

Man: The box under the cupboard.

Girl: OK.

Man: Now, write the letter "A" on the box. Write the letter "A" on the box under the cupboard.

[pause]

3

Man: Can you see the flowers next to the window?

Girl: Yes.

Man: Colour the flowers pink.

Girl: Pardon?

Man: The flowers next to the window. Colour them pink.

[pause]

4

Man: Can you see the apples on the table?

Girl: Yes.

Man: Now, draw a banana next to the apples.

Girl: What?

Man: Draw a banana next to the apples on the table.

[pause]

5

Man: Now, look at the girl.

Girl: The girl?

Man: Yes. Now, colour her T-shirt orange.

Girl: Pardon?

Man: Colour the girl's T-shirt orange.

[pause]

Now you will hear Part 4 again.

[The recording is repeated.]

*That is the end of the Starters Practice**Listening Test 3.***Reading and Writing****Part 1 (5 marks)**

1 ✗ 2 ✓ 3 ✓ 4 ✗ 5 ✓

Part 2 (5 marks)

1 no 2 no 3 yes 4 no 5 yes

Part 3 (5 marks)

1 boat 2 train 3 horse 4 plane 5 bike

Part 4 (5 marks)

jump

mice/rats

garden

sofa

cat

Part 5 (5 marks)

1 bike/bicycle/cycle

2 feet/shoes

3 3/three

4 eating

5 piano

Speaking

	考官 / 引导员所做的:	考官所说的话:	要求儿童至少说出或做出:	备用问题:
1	引导员把应试者带进来, 用汉语指导应试者坐好, 对考官说: Hello, this is Marco. 指着情景卡片	Hello, Marco. My name's Jane/Ms Smith. Look at this. This is a kitchen. The children are playing in the kitchen. Marco, where's the clock? Where's the door?	Hello. 指出图片中相应的物品	
2	指着物品卡片	Now look at these. Which is the box? I'm putting the box on the table. Now you put the box under the clock. Which is the plane? Put the plane between the TV and the pineapple. Which is the guitar/lizard? Put the guitar/lizard next to the woman.	指着物品卡片 把物品卡片放在正确的位置上 (钟表下) 指着物品卡片 把物品卡片放在正确的位置上 (电视机和菠萝之间) 指着物品卡片 把物品卡片放在正确的位置上 (女人旁边)	Is this the box? (指着盒子) Is this the plane? (指着飞机) Where's the TV? Is this the guitar/lizard? (指着吉他 / 蜥蜴)
3	拿走物品卡片, 指着情景卡片中的机器人 指着女人	Now, Marco, what's this? What colour is it? How many eyes has it got? What's the woman doing?	robot blue two eating	Is it a robot? Is it blue? Has it got one? Two? Is she eating?
4	收起情景卡片, 然后选出三张物品卡片			
4.1	让应试者看鞋的卡片	What's this? Are you wearing shoes? What colour are your shoes?	shoe yes/no brown	Is it a shoe? Are they brown/black?
4.2	让应试者看面包 / 米饭的卡片	What's this? When do you eat bread/rice?	bread/rice breakfast	Is it bread/rice? Do you eat it at breakfast? Lunch?
4.3	让应试者看鸟的卡片	What's your favourite food? What's this? Is it big or small? Do you like birds?	ice cream bird small yes/no	Do you like ice cream? Is it a bird? Is it small?
5	收起所有卡片	Now, Marco, what's your friend's name? How old is your friend? What's games do you like?	Maria seven computer games	Is her name Maria? Is she seven? Eight? Do you like computer games?
		OK, thank you, Marco. Goodbye.	Goodbye. 离开。	