


今日汉语

汉字练习 • 第一册

胡裕树 主编



复旦大学出版社

今日漢語

國學練習 ● 第一冊

沈從文 著



《今日漢語》漢字練習

第一冊

主 編 胡裕樹

副主編 湯珍珠 徐志民

編 者 (以音序排列) 陳 晨

賀國偉 胡中行 陸丙甫

沈亞明 湯志祥 吳 悅

復旦大學出版社

《今日汉语》汉字练习

(第一册)

胡裕树 主编

复旦大学出版社出版

(上海国权路579号)

新华书店上海发行所发行 江苏如东印刷厂印刷

开本 850×1168 1/32 印张 2.375 字数 57,000

1989年9月第1版 1989年9月第1次印刷

印数 1—5,000

ISBN 7-309-00183-4/H·19

定价: 1.55元

說 明

爲了幫助學生較快地學會漢字的書寫，克服學習漢語的困難，我們編寫了這份《漢字練習》。這是《今日漢語》的配套材料，共三冊。練習的方法從中國傳統的描寫、臨寫開始，要求學生掌握漢字書寫的基本筆畫、正確筆順。在有了一定的漢字基礎之後，再進行漢字的結構分析，以達到學會、鞏固的目的。

這份練習可供自學者使用，如有教師輔導，效果一定會更好一些。

《今日漢語》編寫組

Compilers' Note

Chinese Character Exercises, arranged in three character workbooks to accompany *Chinese for Today*, Books 1—3, is prepared to aid the student to acquire the skills of writing Chinese characters with satisfactory results, and thus to make the learning of the language as a whole easier and more pleasant for him. In the exercises the student is supposed to practice primarily in the traditional way of tracing and copying in order to learn to write the basic strokes properly and shape characters correctly by doing the strokes in their right sequence. At a later stage when he has become familiar with a fair number of characters, he will be introduced to the various patterns in which characters are structured so that by following the structural patterns he may find himself learning more quickly and better.

The exercises will also serve self-study purposes, though they will yield more encouraging results if used under a tutor.

The compilers of
Chinese for Today

Chinese for Today

Chinese Character Exercises

Book One

by

Hu Yushu

Tang Zhenzhu

Xu Zhimin

Chen Chen

He Guowei

Hu Zhongxing

Lu Bingfu

Shen Yaming

Tang Zhixiang

Wu Yue

Fudan University Press

Shanghai China

PRINTED IN THE PEOPLES
REPUBLIC OF CHINA


目 錄

第一課	Lesson 1.....	1
第二課	Lesson 2.....	3
第三課	Lesson 3.....	5
第四課	Lesson 4.....	7
第五課	Lesson 5.....	10
第六課	Lesson 6.....	12
第七課	Lesson 7.....	16
第八課	Lesson 8.....	19
第九課	Lesson 9.....	22
第十課	Lesson 10.....	25
第十一課	Lesson 11.....	28
第十二課	Lesson 12.....	31
第十三課	Lesson 13.....	34
第十四課	Lesson 14.....	39
第十五課	Lesson 15.....	42
第十六課	Lesson 16.....	45
第十七課	Lesson 17.....	50
第十八課	Lesson 18.....	54
第十九課	Lesson 19.....	60
第二十課	Lesson 20.....	64

第一課 Lesson 1

一、臨寫筆畫

Copy the following strokes.



二、按正確的筆順描寫

Trace the following characters. Make sure the strokes are done in their proper sequence.

你你你你你你你你你你你你你
你你你你你你你你你你你你你
好好好好好好好好好好好好好
好好好好好好好好好好好好好

三、按正確的筆順臨寫

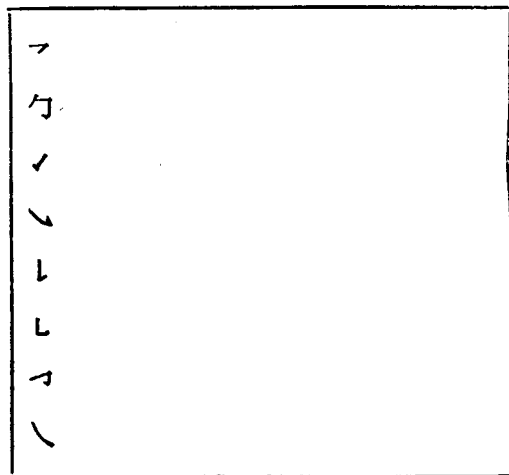
Copy these characters. Make sure the strokes are done in their proper sequence.

你
好

第二課 Lesson 2

一、臨寫筆畫

Copy the following strokes.



二、按正確的筆順描寫

Trace the following characters. Make sure the strokes are done in their proper sequence. (From this exercise on, where a character has a simplified form, this simplified form is given in parentheses on the right.)

她她她她她她她她她她她她她她她她她她

第三課 Lesson 3


一、臨寫筆畫

Copy the following strokes.



二、按正確的筆順描寫

Trace the following characters. Make sure the strokes are done in their proper sequence.



三、按正確的筆順臨寫


Copy the following characters. Make sure the strokes are done in their proper sequence.

忙	
們	(们)
都	
哥	
和	
妹	
不	

第四課 Lesson 4

一、臨寫筆畫

Copy the following strokes.



二、按正確的筆順描寫

Trace the following characters. Make sure the strokes are done in their proper sequence.

請請請請請請請請請請請請(請)
問問問問問問問問問問問問問問(問)
您您您您您您您您您您您您您您
貴貴貴貴貴貴貴貴貴貴貴貴貴貴(貴)
姓姓姓姓姓姓姓姓姓姓姓姓姓姓

(續表)

金金金金金金金金金金金金金金金金金
謝謝謝謝謝謝謝謝謝謝謝謝謝謝謝謝(谢)
見見見見見見見見見見見見見見見(见)
到到到到到到到到到到到到到到到到
高高高高高高高高高高高高高高高高
興興興興興興興興興興興興興興興興(兴)
小小小小小小小小小小小小小小小小
姐姐姐姐姐姐姐姐姐姐姐姐姐姐姐姐
太太太太太太太太太太太太太太太太
久久久久久久久久久久久久久久久久
了了了了了了了了了了了了了了了了
丁丁丁丁丁丁丁丁丁丁丁丁丁丁丁丁
王王王王王王王王王王王王王王王王

三、按正確的筆順臨寫

Copy the following characters. Make sure the strokes are done in their proper sequence.

請	(请)
問	(问)

(續表)

您	
貴	(貴)
姓	
金	
謝	(謝)
見	(見)
到	
高	
興	(興)
小	
姐	
大	
久	
了	
丁	
王	