

经全国中小学教材审定委员会
2002年初审通过

义务教育课程标准实验教科书

英语


(新目标)

Go for it!

STUDENTS' BOOK

七年级 上册

(中国) 课程教材研究所
英语课程教材研究开发中心 合编
(美国) 汤姆森学习出版集团



人民教育出版社

义务教育课程标准实验教科书

英 语

(新目标)

Go for it!

STUDENTS' BOOK

七年级 上册

(中国) 课程教材研究所
英语课程教材研究开发中心 合编
(美国) 汤姆森学习出版集团

RBJ 96 / 12

人民教育出版社

This Chinese edition is adapted from the original *Go For it!* series by David Nunan.

Copyright © 2005 by People's Education Press and Thomson Learning (a division of Thomson Asia Pte Ltd)

ISBN 981-240-306-x

The original text © 1999 is published by:
Heinle & Heinle Publishers
20 Mark Plaza
Boston, MA 02116
USA

ALL RIGHTS RESERVED

No part of this publication may be reproduced or transmitted in any form or by any means, electronic or mechanical, including photocopying, recording, or any information storage and retrieval system, without permission in writing from the publisher.

For permission to use material from this text or product, contact us by
Tel: (86) 64016633-6650 / (65) 6410 1200
Fax: (86) 64010370 / (65) 6410 1208
Email: [www@pep.com.cn](http://www.pep.com.cn) / info@thomsonlearning.com

图字: 01-2001-0867 号

义务教育课程标准实验教科书

英语 (新目标)

学生用书 七年级 上册

课程教材研究所
(中国) 英语课程教材研究开发中心 合编
(美国) 汤姆森学习出版集团

*

人民教育出版社出版发行

(北京沙滩后街 55 号 邮编: 100009)

网址: <http://www.pep.com.cn>

人民教育出版社印刷厂印装 全国新华书店经销

*

开本: 889 毫米 × 1194 毫米 1/16 印张: 10 字数: 179 000

2005 年 6 月第 3 版 2005 年 6 月第 5 次印刷

ISBN 7-107-16529-1 定价: 12.35 元
G·9618 (课)

著作权所有·请勿擅用本书制作各类出版物·违者必究

如发现印、装质量问题, 影响阅读, 请与出版社联系调换。

(联系地址: 北京市方庄小区芳城园三区 13 号楼 邮编: 100078)

说 明

本书是人民教育出版社出版的《义务教育课程标准实验教科书英语（新目标）》的系列教材之一。这套教材是在（美国）汤姆森学习出版集团最新出版的 *Go for it!* 教材的基础上，由人民教育出版社与汤姆森学习出版集团合作改编而成的。它采用任务型语言教学（Task-Based Language Teaching）模式，融汇话题、交际功能和语言结构，形成了一套循序渐进的生活化的学习程序。在改编过程中，编者依据国家教育部颁发的《英语课程标准》（实验稿），对原书的结构和内容作了适当的调整，增加了复习单元、文化背景知识和学习策略等部分，并增加了任务型学习成份和语篇输入。本书每个单元都列出明确的语言目标、主要的功能项目和语法结构、需要掌握的基本词汇，并分为 A 和 B 两部分。A 部分是基本的语言内容，B 部分是知识的扩展和综合的语言运用。每个单元还附有 Self Check 部分，学生可用来自我检测本单元所学的语言知识。

为了使没有英语学习基础的学生更好地使用本套教材，我们编写了预备篇。预备篇包括 3 个单元，内容为 26 个英文字母和基本日常用语，供教师和学生选用。

本书的第一次改编得到北京师范大学外语系罗少茜副教授的帮助。在本书的第二次改编中，北京市八一中学的史小鹞老师参与了部分工作。参加本书改编的还有武汉市教育科学研究院外语教研室的刘兆义老师，重庆的严文藻、陶纯恭、郑中和、曹毅、胡本正等老师，在此一并表示感谢。

本书共 14 个单元，其中包括 2 个复习单元，供七年级上学期使用。

课程教材研究所

英语课程教材研究开发中心

2005 年 5 月

Acknowledgments

It was a great pleasure working with People's Education Press. Special thanks must go to Mr Gong Yafu and Ms Hao Jianping for their unswerving support for this project; to Ms Liu Daoyi and Mr Li Jingchun for their invaluable comments and guidance; and Mr Wei Guodong, Mr Deng Yanchang, Mr Ding Wangdao and Mr Hu Wenzhong without whom this project would never have happened. Special thanks should go to Edward Vickers for his skill in shaping the materials, and to Zhang Yajun for her help in keeping the project on track.

I would like to thank Mr Tan Tat Chu, Paul Tan, Ms Yuan Jiang and Ian Martin at Thomson Learning Asia for their contribution to the project. Special mention must be made of Guy de Villiers who managed the project and steered it to completion. I would also like to acknowledge and thank Ken Keobke for his critical review of the early drafts of the materials.

I would like to thank all those who have helped shape this project. Particular thanks go to Erik Gundersen, who helped me through the tough times, to Amy Mabley, Maryellen Killeen, Evelyn Nelson, Stan Galek and Charlie Heinle.

Finally, thanks must go to editors Nancy Jordan and Thomas Healy for their dedication to this project. Their commitment of time and critical review went well beyond what any author could hope or expect.

Additional thanks to Robert Lee for contributing his skill as singer/musician to the series, and to Zhang Linlin for her valuable contributions. Special thanks to Andrew Robinson for his hard work, dedication and commitment to the project.

David Nunan

The author and publisher would like to thank the following individuals who offered many helpful insights, ideas and suggestions for change during the development of *Go for it!*

- Vera Andre de Almeida, Instituto Brasil-Estados Unidos, Rio de Janeiro
- Lucia de Aragao, Uniao Cultural Brasil-Estados Unidos, Sao Paulo
- Jennifer Bixby, Acton, Massachusetts
- Lucia Santos, Casa Thomas Jefferson, Brasilia
- Elizabeth Rabello, Casa Thomas Jefferson, Brasilia
- Marta Diniz, Casa Thomas Jefferson, Brasilia
- Walkiria Darahem, Associacao Cultural Brasil-Estados Unidos, Ribeirao Preto
- Marilyn Bach, Bronx Public Schools, New York
- David Bohlke, Sejong University Language Research Institute Seoul
- Wendy Brooks, YBMSi-Sa-young-O-Sa, Seoul
- Dr Melvin Clark, Clark Heller Education Center, San Juan, Texas
- Mary Corbin, Manatee County Public Schools, Florida
- Katy Cox, Casa Thomas Jefferson, Brasilia
- Nanette Dougherty, Richmond Hills High School, Queens, New York
- Jo Fritschel, San Diego City Schools, California
- Alejandra Gallegos, Interlingua Aguascalientes, Mexico
- Angie Ginty, District 15, Brooklyn, New York
- Raquel de Gomez, Instituto Cultural Mexicano-Norte Americano de Jalisco, Jalisco
- Carol CH Feng, Taipei
- Anne-Marie Hadzima, National Taiwan University, Taipei
- Hui-wen Huang, YMCA, Taipei
- Seung Eun Kang, YBM Si-Sa-young-O-Sa, Seoul
- Jennifer Kellie, AEON, Okayama
- Sung Mi Kim, YBM Si-Sa-young-O-Sa, Seoul
- Athina Leite, ACBEU, Salvador
- Claudina Lo Valvo, Instituto Cultural Argentino, Buenos Aires
- Peter Oram, So Jung Middle School, Dong-gu
- Mary Riggs, Simi Valley USD, California
- Joyce Chin Shao, The Language Training and Testing Center, Taipei
- Stephen Sloan, James Monroe High School, Los Angeles, California
- John Alan Smith, Owada High School, Osaka
- Claudia Spelman, Conejo Valley USD, California
- Barbara Tedesco, Roselle Board of Education, New Jersey
- Lilian Vaisman, Instituto Brasil-Estados Unidos, Rio de Janeiro
- Maria Vasquez, San Marcos ISD, Texas

编委会主任 刘道义

编委会副主任 魏国栋 龚亚夫 郝建平

美方主编 David Nunan

改 编 Guy de Villiers Edward Vickers

龚亚夫 李静纯 张雅君 张琳琳 陆锡钦 郭 娟

李 俏 周 斌

责任编辑 张雅君 张琳琳 陆锡钦 郭 娟

绘 画 Martha Friedman 陈 刚 严 峥

封面设计 林荣桓

《英语(新目标)》学生用书 (预备篇) 目录

Unit	Title	Topic	Functions	Letters and Structures
1 Page 1	Good morning!	Meeting friends	Greet people Spell words	Letters A - H Pronunciation of letters A, E
2 Page 7	What's this in English?	Things around you	Identify things Spell words	Letters I - R Pronunciation of letters A, E, I, O What questions
3 Page 13	What color is it?	Colors	Identify colors	Letters S - Z Pronunciation of letters A, E, I, O, U Review of the alphabet What questions
Page 19	Pronunciation Table			
Page 20	Words and Expressions in Each Unit			
Page 22	Vocabulary Index			

Target Language	Vocabulary	Recycling	Learning Strategies
Good morning, Alice! Good morning, Cindy! Hello, Frank! Hi, Cindy! How are you? I'm fine, thanks. Good afternoon, Eric! Good evening, Alice!	Aa, Bb, Cc, Dd, Ee, Ff, Gg, Hh hi, hello, good, morning, afternoon, evening, fine, OK, thanks		Listening for key words Using what you know
What's this in English? It's a key. Spell it, please. K-E-Y.	Ii, Jj, Kk, Ll, Mm, Nn, Oo, Pp, Qq, Rr jacket, key, map, orange, pen, quilt, ruler	Letters A - H Pronunciation of letters A, E	Practicing Memorizing
What's this? It's V. What color is it? It's red.	Ss, Tt, Uu, Vv, Ww, Xx, Yy, Zz blue, green, red, yellow, black, white, color	Letters A - R Pronunciation of letters A, E, I, O What's this in English? It's a key. Spell it, please. K-E-Y.	Role-playing Summarizing Self-evaluating

《英语(新目标)》学生用书(七年级上册)目录

Unit	Title	Topic	Functions	Structures
1 Page 1	My name's Gina.	Making new friends	Introduce yourself Greet people Ask for and give telephone numbers	Present tense <i>to be</i> <i>What</i> questions Possessive adjectives <i>my, your, his, her</i>
2 Page 7	Is this your pencil?	Things in the classroom	Identify ownership	Demonstratives <i>this, that</i> <i>What</i> questions Yes/No questions and short answers <i>How do you spell it?</i> (formulaic)
3 Page 13	This is my sister.	The family	Introduce people Identify people	Demonstratives <i>this, these, that, those</i> Subject pronouns <i>I, he, she</i> Yes/No questions and short answers Plural nouns
4 Page 19	Where's my backpack?	Things around the house	Talk about where things are	<i>Where</i> questions Yes/No questions and short answers Prepositions <i>on, in, under</i> Subject pronoun <i>they</i>
5 Page 25	Do you have a soccer ball?	Spending time with friends	Talk about ownership Make suggestions	Present tense <i>to have</i> Yes/No questions and short answers <i>Let's ...</i> Adjectives of quality
6 Page 31	Do you like bananas?	Food	Talk about likes and dislikes	Present tense <i>to like</i> Yes/No questions and short answers Affirmative and negative statements
Page 37	Review of units 1-6			

Target Language	Vocabulary	Recycling	Learning Strategies
<p>What's your name? My name is Gina. I'm Gina. Nice to meet you! What's your phone number? It's 284-2942.</p>	<p>numbers 0-9 phone number first name, last name hi, hello</p>		<p>Practicing Listening for specific information</p>
<p>Is this your pencil? Yes, it is. / No, it isn't. What's this in English? It's a pen. How do you spell it? P-E-N.</p>	<p>pencil, pen, book, eraser, ruler, pencil case, dictionary, backpack, baseball, watch, key, computer game, notebook, ring</p>	<p>your, his, her names numbers 0-9</p>	<p>Using context Guessing</p>
<p>This is my brother. Is she your sister? Yes, she is. / No, she isn't.</p>	<p>mother, father, parent, sister, brother, cousin, grandmother, grandfather, grandparent, uncle, aunt, friend</p>	<p>Hello! Hi! Nice to meet you! personal names Is this your ...? Yes, it is. Is that your ...? No, it isn't.</p>	<p>Personalizing Memorizing</p>
<p>Where's my backpack? It's under the bed. Are my books on the chair? No, they're not. I don't know.</p>	<p>table, bed, dresser, bookcase, sofa, chair, drawer, backpack, CD, plant, alarm clock, math book, video tape, hat</p>	<p>keys, books, baseball, computer game, pencil case, ruler, notebook, pen, pencil, ID card Is it...? Yes, it is. / No, it isn't.</p>	<p>Listening for key words Inferring vocabulary</p>
<p>Do you have a basketball? Yes, I do. / No, I don't. Let's watch TV. No, that sounds boring. That sounds great.</p>	<p>TV, ball, basketball, soccer, bat, tennis racket, volleyball, interesting, boring, fun, difficult, relaxing</p>	<p>I, you, he, she baseball, computer game, sister numbers 0-9 personal names</p>	<p>Guessing Classifying</p>
<p>Do you like hamburgers? Yes, I do. / No, I don't. I like French fries. I don't like tomatoes.</p>	<p>hamburgers, tomatoes, broccoli, French fries, oranges, ice cream, salad, bananas, eggs, strawberries, carrots, apples, pears, chicken breakfast, lunch, dinner fruit, vegetable</p>	<p>Let's ... I, you, he, she personal names</p>	<p>Personalizing Classifying</p>

《英语(新目标)》学生用书(七年级上册)目录

Unit	Title	Topic	Functions	Structures
7 Page 41	How much are these pants?	Shopping	Ask about prices Talk about clothing Thank someone	<i>How much</i> questions Demonstratives <i>this, that, these, those</i>
8 Page 47	When is your birthday?	Dates	Talk about dates	<i>When</i> questions Possessive 's' <i>How old are you?</i> (formulaic)
9 Page 53	Do you want to go to a movie?	Movies	Talk about preferences Make plans	Present tense <i>to want</i> Yes/No questions and short answers <i>and/but</i> Adjectives of quality <i>What kind of movies do you like?</i> (formulaic)
10 Page 59	Can you play the guitar?	Joining a club	Talk about abilities	Modal verb <i>can</i> Yes/No questions and short answers Affirmative and negative statements <i>What</i> questions
11 Page 65	What time do you go to school?	Daily routines	Talk about daily routines Ask about and say times	<i>When</i> questions <i>What time is it?</i> (formulaic) Adverbs of frequency
12 Page 71	My favorite subject is science.	School subjects	Talk about preferences Give reasons	<i>What</i> questions <i>Why</i> questions <i>Who</i> questions Adjectives of quality

Target Language	Vocabulary	Recycling	Learning Strategies
How much is the blue T-shirt? It's 10 dollars. OK, I'll take it. Thank you. You're welcome.	socks, T-shirt, pants, shoes, shorts, sweater, skirt bag, dollars black, white, green, red, blue big, small, short, long numbers 10-31	hat I like ... Do you like ...? Do you have ...? numbers 1-9	Memorizing Repeating
When is your birthday? My birthday is November 11th. When is Vera's birthday? Vera's birthday is January 21st. How old are you? I'm thirteen.	months of the year ordinal numbers 1st-31st birthday, party, speech contest, school trip	basketball, game, volleyball his, her	Role-playing Self-evaluating
Do you want to go to a movie? Yes, I do. I want to go to an action movie. What kind of movies do you like? I like action movies and thrillers, but I don't like documentaries.	action movie, documentary, thriller, comedy fun, great, scary, funny, exciting, sad	I like ... She doesn't like ... boring	Inducing Reinforcing
Can you dance? Yes, I can. / No, I can't. What club do you want to join? I want to join the music club. I can't sing. What can you do? I can dance.	dance, swim, sing, play chess, paint, speak English, play the guitar art, music, guitar, drums, piano, trumpet, violin	Do you like ...? I like ... I don't like ... Let's ... basketball	Using context Scanning
What time do you usually get up? I get up at six o'clock. What time does Bob take a shower? He takes a shower at five o'clock. What time is it? It's eleven o'clock.	get up, run, eat breakfast, go to school, eat dinner, do homework, go to bed, shower, o'clock morning, afternoon, evening usually	numbers 1-30	Role-playing Reflecting
What's your favorite subject? My favorite subject is P.E. Why do you like P.E.? Because it's fun. Who is your science teacher? Mr Wang.	math, science, history, physical education (P.E.) favorite, teacher days of the week	interesting, relaxing, difficult, exciting, fun, boring lunch time expressions music, art numbers 1-12 I have ... Do you like ...? When do you ...?	Repeating Practicing Sequencing

《英语(新目标)》学生用书(七年级上册)目录

Unit	Title	Topic	Functions	Structures
Page 77	Review of units 7-12			
Page 81	Additional Material			
Page 85	Tapescripts			
Page 93	Phonetics			
Page 97	Grammar			
Page 105	Pronunciation Table			
Page 106	Words and Expressions in Each Unit			
Page 114	Vocabulary Index			

UNIT 1

section A

Good morning!

Language Goals: Letters A-H; Greet people

语言目标: 字母 A—H; 问候他人



1a

Listen and
repeat.

听一听，读一读。



1b

PAIRWORK 结对活动

Practice the conversations in the picture. Then greet your partner.


练习上图的对话。和你的同伴互致问候。

**2a****Listen and repeat.** 听一听，读一读。**A a B b C c D d E e F f G g H h***A a B b C c D d E e F f G g H h***2b****Look at the picture in 1a. Find the big letters for these small letters.**

在活动 1a 的图片中找到下列小写字母的大写形式。

a A b c d e f g h **2c****Listen and number the letters you hear [1-8].**


听录音，按听到的顺序给下列字母编号 [1-8]。

☐ h ☐ a ☐ e ☐ g ☐ d ☐ b ☐ c ☐ f**2d****Write the small letters for these big letters.** 写出这些大写字母的小写形式。*A B C D E F G H***3****Do you know what these letters mean?** 你知道这些字母是什么意思吗?**HB****CD****BBC**

**4a****Listen to the conversations. Then circle the names you hear.**

听对话。圈出你听到的名字。

Helen Bob Frank Alice Cindy Dale Eric Grace

**4b****Listen again. Then number the pictures [1-3].** 再听一遍。给下列图片编号 [1-3]。**4c****PAIRWORK 结对活动****Practice the conversations in activity 4b with your partner.**

两人一组练习活动 4b 中的对话。

section B



1

Listen to the conversation. Then practice with your partner. 听对话。和你的同伴练习此对话。



2a

Choose an English name for yourself. Write your name on a card. 给自己选个英文名字。把你的名字写在卡片上。

Helen Bob Frank Alice Cindy Dale Eric Grace

2b

GROUPWORK 小组活动

Use your English names and greet each other. 用英文名字互相问候。

