

跟我学汉语

LEARN CHINESE WITH ME

练习册

第一册

Workbook 1

主编 ◆ 陈 绂 朱志平
编者 ◆ 朱志平 徐彩华
 ◆ 姜 毅 宋志明
 ◆ 陈 绂



人民教育出版社

People's Education Press

教材项目规划小组

严美华 姜明宝 张少春
岑建君 崔邦焱 宋秋玲
赵国成 宋永波 郭 鹏

主 编 陈 绂 朱志平
编写人员 朱志平 徐彩华 娄 毅
宋志明 陈 绂
英文翻译 李长英

责任编辑 常志丹
审 稿 王本华 吕 达

美术编辑 张立衍
插图制作 北京天辰文化传播公司

说 明

本练习册与《跟我学汉语》第一册学生用书相配套，主要作为学生课后作业使用，老师也可有选择地在课堂上使用。本练习册一共有36课，各课设6~8道练习题，内容覆盖汉语拼音、汉字、课文词汇及句型等。由于适用对象是初学者，所以编写本练习册时贯彻了以下几条原则：

1. 强调汉语拼音的学习。与课文相配套，每课都设有汉语拼音的练习，即使在拼音基本知识学完后，仍然重复循环前面的知识，进行辨音、声调等练习。

2. 汉字练习先认读后练写。本练习册与课文相配套，逐步练习汉字的基本结构、基本笔画、最常用部件、笔顺等知识，在此过程中，坚持先练习汉字的认读，然后渐进地练习写汉字。

3. 本练习册注重汉语知识的完整性与系统性的同时，也突出了练习的趣味性。

Introduction

In accordance with “Learn Chinese with Me” Student’s Book I, this workbook is mainly designed for homework, but the teacher can also choose some exercises for class teaching. There are altogether 36 lessons, each of which contains 6-8 exercises, including exercises on *Pinyin*, Chinese characters, vocabulary and sentence patterns. Since this workbook is planned for beginners, we have always been keeping the following principles in mind when compiling it:

1. Emphasizing the learning of the *Pinyin*. Following the same teaching sequence in the textbook, this workbook contains exercises on the *Pinyin* in each lesson. Even if the study of the basic knowledge of *Pinyin* is concluded, such exercises as recognizing the sound, practicing the tones can still help the students recall what they have learned, as they recycle the teaching points of the previous units.

2. Identifying and pronouncing Chinese characters first, and writing them second. Following the same teaching sequence in the textbook, this workbook can help the students gradually obtain the knowledge of basic structures, basic strokes, the most commonly used components, and the stroke order of Chinese characters. During this process, the recognition and reading of Chinese characters always precede the writing of Chinese characters.

3. This workbook tried to make the exercise interesting, when the knowledge of Chinese Language has been compiled in an integrated and systematical way.

CONTENTS

Unit One *School, Classmates and Teachers*

| | | |
|---|---------------|----|
| 1 | 你好 | 1 |
| 2 | 再见 | 4 |
| 3 | 我是王家明 | 7 |
| 4 | 谢谢 | 11 |
| 5 | 她们是学生吗 | 14 |
| 6 | 他们是我的朋友 | 18 |

Unit Two *Hanging Out with My Friends*

| | | |
|----|----------------|----|
| 7 | 他是谁 | 23 |
| 8 | 谁是你的好朋友 | 27 |
| 9 | 你有几张中文光盘 | 31 |
| 10 | 这是谁的钱包 | 35 |
| 11 | 祝你生日快乐 | 39 |
| 12 | 今天我很高兴 | 43 |

Unit Three *My Family and I*

| | | |
|----|--------------|----|
| 13 | 你多大 | 47 |
| 14 | 这是我的狗 | 51 |
| 15 | 你从哪里来 | 56 |
| 16 | 我住在柏树街 | 61 |
| 17 | 你家有几口人 | 65 |
| 18 | 我爸爸是医生 | 69 |

Unit Four *Four Seasons of the Year*

| | |
|-------------------|----|
| 19 现在几点 | 73 |
| 20 你每天几点起床 | 78 |
| 21 昨天、今天、明天 | 82 |
| 22 星期六你干什么 | 86 |
| 23 今天天气怎么样 | 91 |
| 24 冬天冷，夏天热 | 95 |

Unit Five *Food and Clothing*

| | |
|-------------------|-----|
| 25 我要二十个饺子 | 99 |
| 26 你们家买不买年货 | 104 |
| 27 一共多少钱 | 109 |
| 28 你喜欢什么颜色 | 113 |
| 29 穿这件还是穿那件 | 117 |
| 30 他什么样子 | 121 |

Unit Six *Sports and Health*

| | |
|-------------------|-----|
| 31 你哪儿不舒服 | 126 |
| 32 医生，我牙疼 | 131 |
| 33 你会游泳吗 | 135 |
| 34 去游泳池怎么走 | 139 |
| 35 你去哪儿度暑假 | 143 |
| 36 运动场上有很多人 | 148 |

| | |
|------------------|-----|
| 附录 部分练习题答案 | 153 |
| 拼字卡片 | |
| Sticker | |

Unit One

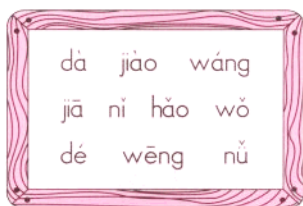
School, Classmates and Teachers

1

你好
nǐ hǎo

1. Exercises on *Pinyin*.

(1) Fill in the blanks with initials according to the cues in the box.



_____ d _____ à

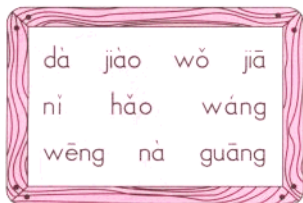
_____ ǎo

_____ iā

_____ ĭ

_____ iào

(2) Fill in the blanks with finals and tones according to the cues in the box.



g _____ uāng

j _____

n _____

n _____

h _____

d _____

(3) Decide whether the following *Pinyin* are true or false according to the text.

jiā _____ T _____

wáng _____

míng _____

jiào _____

wó _____

(4) Supply tones for the following *Pinyin* according to the text.

nǐ _____

wo _____

hao _____

jiao _____

2. Read aloud the following *Pinyin*.

| | | | | | | |
|------|------|-----|-----|-----|------|------|
| wáng | míng | nǐ | jiā | hǎo | jiào | dà |
| yǎn | wú | zhū | rǎn | chī | xíng | háng |

3. Rewrite the following finals according to the rules of *Pinyin*.

| | |
|----------------|--------------|
| uo → <u>wo</u> | ü → _____ |
| üe → _____ | ün → _____ |
| ing → _____ | uang → _____ |
| uai → _____ | ie → _____ |
| u → _____ | |

4. Complete the following dialogues.

Example



Nǐ hǎo:
Wǒ jiào Wáng Jiāmíng.

(1)



Nǐ hǎo:
_____ Dàwèi.

(2)



_____ Wǒ jiào Mary.

(3)



_____ Wǒ jiào Jack.

5. Mark the *Pinyin* with a color pen.

| | | | | | | | | | |
|---|---|---|---|---|---|---|---|---|---|
| n | a | j | x | w | a | o | g | h | w |
| ǎ | ǐ | w | W | á | n | g | d | ǒ | i |
| o | P | h | i | á | j | i | ā | u | a |
| l | u | o | ǎ | H | n | i | y | a | u |
| x | Y | l | g | o | à | g | u | o | e |
| n | k | J | w | ǒ | s | h | d | t | e |
| f | l | i | d | á | c | h | a | o | j |
| q | a | à | w | è | i | l | i | u | h |

6. Mark the *Pinyin* of the words you have learned with a color pen.

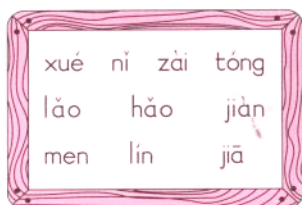
| |
|---|
| bō, máng, fēng, pái, dé, nǐ, yáng, jiāo, luō, wǒ, jiào, jiā |
| gāng, huáng, kè, jiā, xiǎo, làn, guà, jiào, liú, nì, wèi, zěn |
| wēng, cóng, chuāng, rǎn, zhà, shū, míng, wǒ, suí, qiē, yīng |
| wáng, wō, yáng, jià, míng, méng, nǎ, mǐ, hǎo, pā, jiāo |

2

再 见
zài jiàn

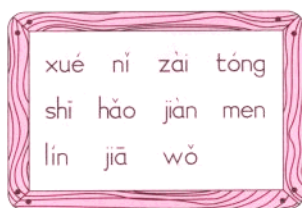
1. Exercises on *Pinyin*.

(1) Fill in the blanks with initials according to the cues in the box.



| | | |
|---------------|-----------|----------|
| _____ t _____ | _____ óng | |
| _____ | _____ ué | _____ ǎo |
| _____ | _____ ĭ | _____ ài |
| _____ | _____ iàn | _____ en |
| _____ | _____ ín | _____ iā |

(2) Fill in the blanks with finals and tones according to the cues in the box.



| | | |
|---------|----------|----------|
| z _____ | ai _____ | |
| l _____ | | m _____ |
| j _____ | | w _____ |
| j _____ | | t _____ |
| n _____ | | h _____ |
| x _____ | | sh _____ |

(3) Decide whether the following *Pinyin* are true or false according to the text.

| | |
|----------------------|----------------|
| nǐ hào _____ F _____ | |
| tóngxué _____ | lǎoshī _____ |
| xià kè _____ | zǎijiàn _____ |
| xiǎnzài _____ | shàng kè _____ |

(4) Supply tones for the following *Pinyin* according to the text.

| | |
|---------------|----------------|
| tongxue _____ | tóngxué _____ |
| laoshi _____ | ni hao _____ |
| zaijian _____ | shang ke _____ |
| xianzai _____ | xia ke _____ |

2. Match the initials with the finals according to the rules of *Pinyin* and add tones to these combinations.

ai ao ou e en


b _____ b _____ b _____
 p _____ p _____ p _____ p _____
 m _____ m _____ m _____ m _____ m _____
 f _____ f _____

3. Match the Chinese with the English translation.

| | |
|---------|-----------|
| tóngxué | see you |
| lǎoshī | classmate |
| zàijiàn | a suffix |
| mén | teacher |
| jiào | good |
| hǎo | call |

4. Fill in the blanks with *Pinyin*.

(1)



A: Nǐ hǎo!

B: _____

A: Zàijiàn!

B: _____

(2)



A: Tóngxuémen hǎo!

B: Lǎoshī _____ :

A: Tóngxuémen zàijiàn!

B: Lǎoshī _____ :

5. Do you know what the following sentences mean?

Nǐ hǎo: _____

Lǎoshī hǎo: _____

Tóng xuémen hǎo: _____

Zàijiàn! _____

Lǎoshī zàijiàn! _____

6. Mark the *Pinyin* with a color pen.

| | | | | | | | | | | |
|----|---|---|----|---|---|---|----|---|---|---|
| l | g | h | s | z | n | t | y | w | i | z |
| m | ǎ | x | f | c | n | ó | ch | e | h | u |
| n | g | o | e | u | l | n | zh | o | n | g |
| t | l | b | sh | i | k | g | j | r | h | r |
| d | y | o | ī | á | f | k | u | j | y | r |
| p | f | ú | h | i | x | u | é | m | o | h |
| ch | u | n | l | u | c | z | à | i | e | l |
| q | j | i | à | n | p | w | n | g | t | n |

7. Mark the *Pinyin* of the words you have learned with a color pen.

| |
|---|
| bèi, mèi, fēn, bēng, men , péng, móu, pǒu, hǎo |
| fáng, nián, nà, nǐ, lán, lù, lǎ, nù, lín, láng, nào |
| téng, dòng, tóng, tán, tiān, dà, dūn, tūn, tuān |
| zài, zǎi, shì, shè, zhì, chī, chū, jiān, jiàn, jiā |

3

我是王家明

wǒ shì wáng jiā míng

1. Exercises on *Pinyin*.

(1) Fill in the blanks with initials according to the cues in the box.



_____ m _____ íng

_____ i

_____ en

_____ ǎo

_____ ài

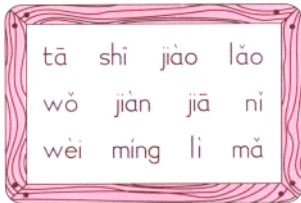
_____ ā

_____ ĭ

_____ ié

_____ ué

(2) Fill in the blanks with finals and tones according to the cues in the box.



j _____ iǎ _____

t _____

sh _____

j _____

sh _____

l _____

j _____

w _____

l _____

(3) Supply tones for the following *Pinyin* according to the text.

shì _____ shì _____

Lín lǎoshī _____

nimen _____

zàijiàn _____

nǐ hao _____

tóngxué _____

qīng shuō _____

2. Read aloud the following *Pinyin*.

| | | | | | |
|------|------|------|-----|------|------|
| biē | biāo | pín | pǔ | míng | mìng |
| pī | bǐ | biān | bīn | piǎn | píng |
| miǎo | mǐ | bù | mǔ | miè | bǐng |

3. Match the Chinese with the English translation.

| | |
|---------|---------|
| zàijiàn | she |
| nǐ | he |
| lǎoshī | teacher |
| tā | goodbye |
| tā | you |
| shì | be |

4. Fill in the blanks with *Pinyin*.

Example




Wǒ shì Wáng Jiāmíng.

(1)



 Lín lǎoshī.


(2)



_____ Jack.

_____ Mary.

(3)



5. Complete the following dialogue with the words in the box.

nǐ shì tā lín zài jiàn lǎoshī

Mary: Lín lǎoshī hǎo, wǒ _____ Mary.

Lín lǎoshī: _____ hǎo, Mary! Tā shì Wángjiāming, _____ shì Linda.

Mary: Nimen hǎo!

Wáng Jiāming, Linda: _____ hǎo!

Lín lǎoshī: Tóngxuémen zàijiàn.

Wáng Jiāming, Linda, Mary: _____.

6. Mark the *Pinyin* of the words you have learned with a color pen.

bǐshì, quán guó, xuéxiào, **tóngxué**, guójiā

xìngfú, lǎoshī, lǎomai, yǒulǐ, tuánjié

wòxuán, yìqì, nǐ hǎo, wánchéng, líyóu

zàijiàn, gùyì, zuòyè, xià kè, tóngyì

zìzài, zìrán, chūjǐ, shìjiè, rán'ér

7. Mark the *Pinyin* with a color pen.

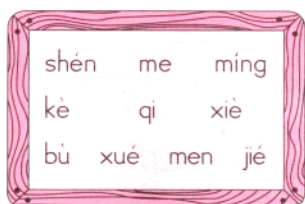
| | | | | | | | | | | |
|---|----|---|----|----|---|---|---|----|----|----|
| d | t | u | r | zh | h | k | t | o | n | m |
| e | ā | e | z | à | i | j | i | à | o | g |
| n | sh | ó | u | d | u | r | é | b | p | q |
| m | k | L | í | n | l | ǎ | o | sh | ī | p |
| f | e | g | a | á | x | y | w | e | zh | c |
| k | t | d | sh | u | j | y | o | q | i | ch |
| j | i | à | n | p | o | i | f | p | d | j |
| l | b | k | g | b | a | m | ā | f | w | m |
| r | zh | t | s | e | j | n | g | n | t | ǒ |

4

谢 谢
xiè xiè

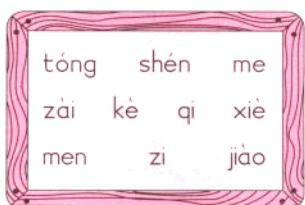
1. Exercises on *Pinyin*.

(1) Fill in the blanks with initials according to the cues in the box.



| | |
|----------|-----------|
| _____ ié | _____ íng |
| _____ én | _____ è |
| _____ iè | _____ en |
| _____ e | _____ ué |
| _____ i | |

(2) Fill in the blanks with finals and tones according to the cues in the box.



| | |
|------------|---------|
| z _____ ài | m _____ |
| sh _____ | x _____ |
| t _____ | q _____ |
| z _____ | j _____ |
| k _____ | |

(3) Decide whether the following *Pinyin* are true or false.

| | |
|--------------|------------|
| děng _____ F | |
| bái _____ | baǒ _____ |
| pián _____ | biǎn _____ |
| děng _____ | dǒng _____ |

(4) Supply tones for the following *Pinyin* according to the text.

| | |
|---------------------|---------------|
| xiexie _____ xièxiè | |
| shenme _____ | mingzi _____ |
| ni hao _____ | zaijian _____ |
| nimen _____ | tamen _____ |