

经山东省中小学教材审定委员会 2006 年审查通过

新课程助学丛书

英语助学

四年级

上册

(人教版)



山东友谊出版社

编者的话

同学们：

打开这本书，你将走进一个多姿多彩的英语游戏乐园。在音乐声中，在涂涂画画中，你会发现，你的英语越来越棒了！

参照 PEP 教材，本练习册也分为 6 个单元和 2 个 Recycle，与教材步调一致。

通过本册练习，同学们将会在游戏中复习你所学到的新话题。同学们还能通过数字“1”和数字“2”的对话，巩固一些句子结构，例如“他叫什么名字？”“我会用筷子”等等。

在这本书里，同学们还将读到一些有趣的小故事。阅读这些故事，同学们不仅可以学到许多新知识，还能体验到学习英语的乐趣，增强学习英语的信心。

总之，在这本书里，有许多有趣的东西等着大家去学，有许多好玩的活动等着大家去做。不过，要一一完成这些内容可不是那么容易哦！同学们在课堂上要认真听讲，课后仔细听磁带里的内容，多听多练，以听带做，以做补听，用手中的笔判断你的所听所看，这样才能出色地做好这些游戏。

通过在游戏中学习，同学们可以更好地复习与应用所学的知识，通过循序渐进的听说练习，提高自己的语言能力。

本书由刘珉、褚晶主编。参加编写的有刘珉、林洁、孙杨、褚晶和狄桂红。

希望本册书能成为同学们学习英语的好帮手！

编者

2006 年 8 月









Contents



Unit 1	My Classroom	1
Unit 2	My Schoolbag	7
Unit 3	My Friends	14
Recycle 1		21
Unit 4	My Home	26
Unit 5	What Would You Like?	33
Unit 6	Meet My Family!	39
Recycle 2		44
Tapescripts		54


Unit 1 My Classroom

A Listen and draw 😊 or ☹️ . (听录音, 画😊或☹️)




B Look and say. (看一看, 说一说)

We have 6 new lights.



C Listen and number.

(听录音, 标序号)









D Look and choose.

(看一看, 选一选)



a. window b. door c. picture d. board e. light


Hello! I'm Bill. Welcome to my classroom. In my classroom, you can see

a , a , a , 6
s, many s and s.

E Read and tick.




(读一读，选一选)




Let's clean the desks and chairs.



Let me clean the window.



Turn on the light.



Let me clean the teacher's desk.

F Look and say.

(看一看，说一说)

Let's clean the desks and chairs.

Let me clean the window.

Let's clean the desks and chairs.

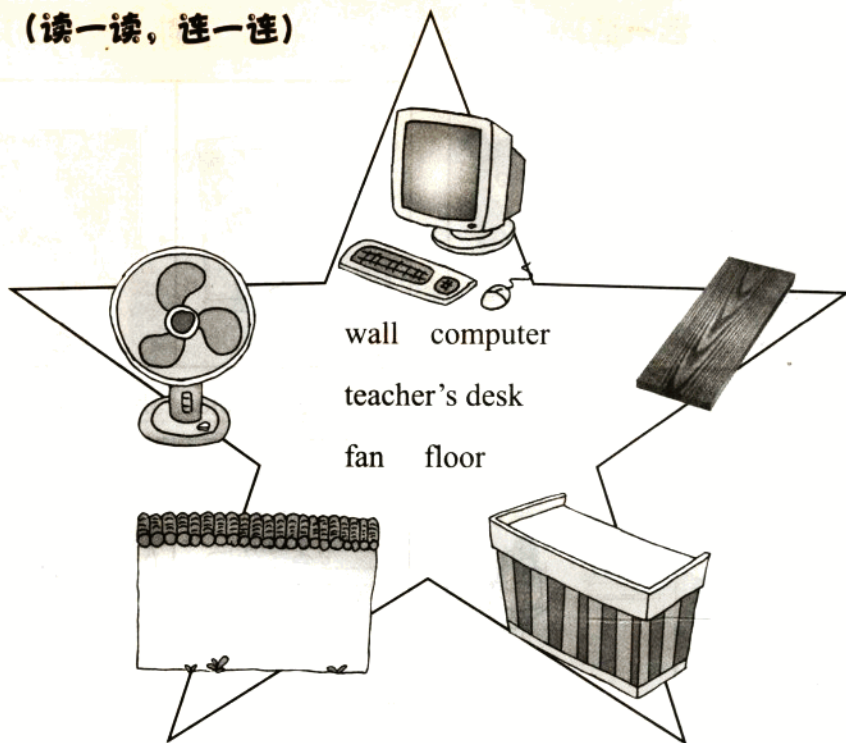
Let me clean the window.



G Read and match.



(读一读，连一连)



wall computer

teacher's desk

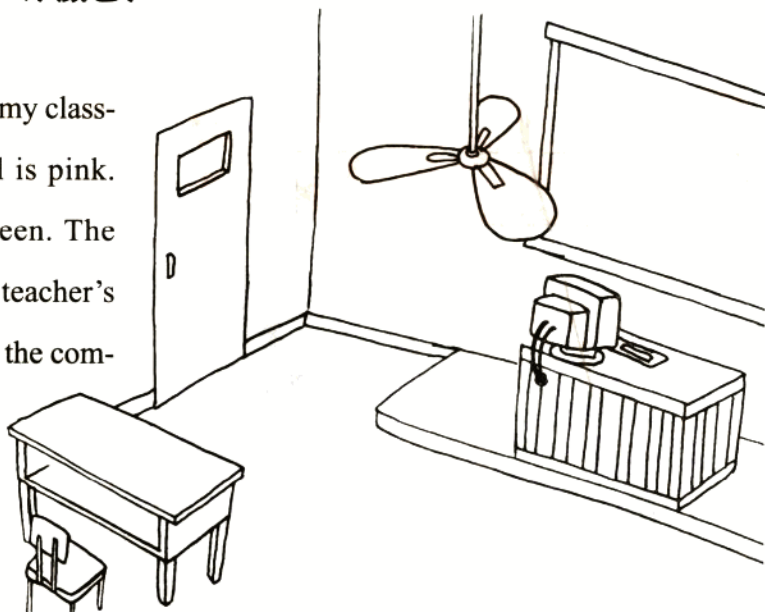
fan floor

H Read and colour.



(读一读，涂颜色)

Look! This is my class-
room. The wall is pink.
The floor is green. The
fan is blue. The teacher's
desk is red. And the com-
puter is yellow.



I Read and copy.



(读一读，抄一抄)



A a



B b



C c



D d



E e



F f



G g



H h





I i

英
☆
语
☆
助
☆
学

J Fun story.

(趣味阅读)





K Culture.

(文化介绍)



美国 (America) 是个崇尚个性、倡导创造性的国家 (country), 这一点在美国教室 (classroom) 的布局及风格方面也得到了充分的体现。

大多数教室没有窗户 (window), 只有扇门 (door), 这样可使学生充分发挥墙壁 (wall) 的作用。他们在墙壁上贴满了五颜六色的图片 (picture), 就连天花板 (ceiling) 上也是五彩缤纷, 令人叹为观止。

桌椅的摆放更是形式各异: 有的呈半圆形朝着一个方向; 有的摆成几个小圈; 有的甚至一组朝前, 一组朝左, 一组朝右。每间教室的桌椅都是根据老师自己教学的需要和学生的喜好来摆放的。

设在教室一角 (corner) 的老师的办公桌上也是五花八门: 有各种各样的糖果 (candy), 有作业本 (exercise book) 和课本 (textbook), 有老师、学生的照片, 真是琳琅满目。

美国的教室虽不能用整齐来形容, 但却使老师和学生感到了家的温馨。

How many  have you got? I've got () .

Unit 2 My Schoolbag

A Listen and match.



(听录音, 连一连)

1.



yellow

2.



blue

3.



purple

4.



pink

B Look and say.



(看一看, 说一说)


What colour is it?

It's black and white.

What colour is it?

It's black and white.

What colour is it?

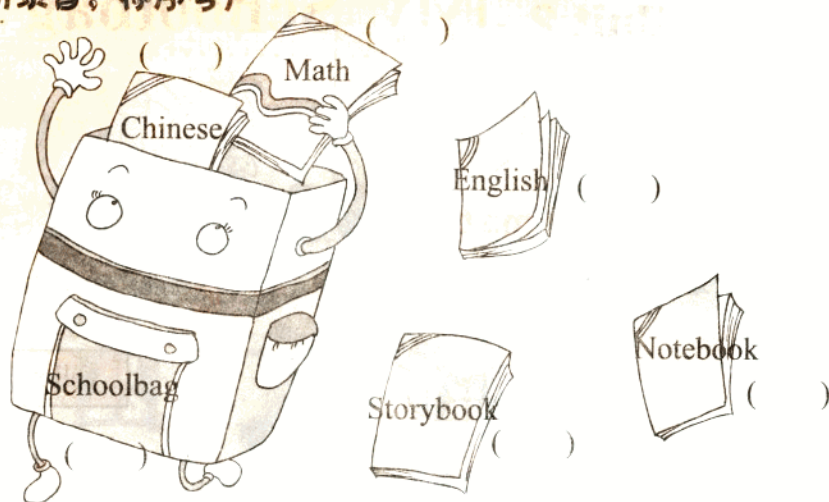


It's...



C Listen and number.

(听录音，标序号)



D Look and choose.

(看一看，选一选)

a. Chinese book


b. English book

c. math book

d. notebook

e. storybook



f. schoolbag



E Read and choose.



(读一读，选一选)



a. I have 22 books.

b. The schoolbag is heavy.

c. What's in it?

F Look and say.



(看一看，说一说)

My schoolbag is heavy.
What's in it?

My schoolbag is heavy.

What's in it?

15 , 38 ,
4 , 2

My schoolbag is heavy.




G Listen and write.



(听录音, 写一写)

My schoolbag is heavy. I have _____ storybooks, _____ pencils, _____ erasers, _____ crayons, _____ pens and _____ notebooks. What are they for?
They are for Hope School.



新课程
助学
丛书

H Think and choose.



(想一想, 选一选)

- | | | | |
|--------------|---------------|-----------------|---------------|
| a. thirteen | b. sixteen | c. twenty-eight | d. thirty-six |
| e. forty-two | f. forty-nine | g. fifty | |

1. 7, 14, 21, , 35, , .

2. 1, 4, 9, , 25, , 49, 64.

3. - (9 × 3) = + 10



I Read and copy.



(读一读，抄一抄)



J j



K k



L l



M m



N n



O o



P p



Q q




R r

英
☆
语
☆
助
☆
学

J Look and write.



(看一看，写一写)



1. twelve

2. _____

3. _____




4. _____

5. _____

6. _____

K Fun story.

(趣味阅读)





(文化介绍)

美国所有中小学的课本都要反复使用，至少有8名学生用同一本教材，而课本必须要保持平整，这样既减轻了家长的经济负担，又培养了学生良好的习惯。

英
☆
语
☆
助
☆
学



How many  have you got? I've got () .

Unit 3 My Friends

A Listen and match.

(听录音, 连一连)

Mike

Amy

Sarah

John



B Look and say.

(看一看, 说一说)

He has short black hair and big eyes.

What's his name?

His name is Zhang Peng.

He has short hair.
What's his name?

His name is Jeff.



He has short hair.
What's his name?

