

义务教育课程标准实验教材

Now

Read

同步阅读训练

On

英语新目标
Go for it

七年级 下册

主编 汪吟

浙江教育出版社

阅读是学习语言基本技能的重要组成部分,是获取信息的重要手段之一,大量的阅读还能促进其他语言技能的提高。因此,培养阅读能力在英语学习过程中占有十分重要的地位。为了配合《英语(新目标)》教材的使用,根据新英语课程标准的要求,我们特地编写了《英语(新目标)同步阅读训练》丛书。全书共分6册,供7~9年级使用。它的基本特点如下:

1. 单元设置、题材和难易程度与《英语(新目标)》教材同步,便于学生巩固课本知识,并适当拓展知识面。

2. 材料真实新颖、插图生动活泼、语言运用的灵活性。

3. 寓阅读策略于阅读活动之中,注重阅读技能与说、写等其他技能训练的结合。

本书每一单元分为以下5个部分:

● “热身活动”(Appetizers): 提供了一些图片,目的是为学生打开几扇通往生活的窗口,引导他们从不同的角度来观察本单元的主题、关注生活中相关的人和事,并培养他们使用词典的习惯。

● “语言知识”(Soups): 呈现每一单元的主要生词、短语、语法点和句型,需要学生在归纳、小结的同时,为进入“阅读训练”做好准备。本部分还注意了阅读与朗读训练的结合。

● “阅读训练”(Main Courses): 每个单元的主体部分,又分为“Read and Act”, “Read and Think”和“Read and Write”3个小部分。

“Read and Act”部分注意了阅读和说话训练的结合,目的是提高学生阅读的积极性和主动性。

“Read and Think”部分融入了阅读策略,为的是帮助学生学会有效阅读。

“Read and Write”部分注意了读写训练的结合,但这种写是有引导、有控制的,学生可以在这种适量的写的活动中自然消化阅读内容。

● “学学做做”(Desserts): 给学生一个“自己动手”的机会,让他们用所学语言去做一件事,并在这一过程中巩固和发展语言能力。本部分可以作为课内或者课外的一个活动来完成。

● “欣赏提高”(Drinks): 旨在引导学生阅读和欣赏一些英语成语、小诗和英语影片台词等,培养他们的文化意识。

由于编者水平有限,加之成书时间仓促,书中必定有谬误与疏漏之处,敬请读者批评指正,以便再版时修正、补充。

编者

2006年1月

Contents

Unit 1	Where's your pen pal from?	1
Unit 2	Where's the post office?	9
Unit 3	Why do you like koalas?	15
Unit 4	I want to be an actor.	21
Unit 5	I'm watching TV.	27
Unit 6	It's raining!	33
Review of units 1-6		39
Unit 7	What does he look like?	45
Unit 8	I'd like some noodles.	51
Unit 9	How was your weekend?	57
Unit 10	Where did you go on vacation?	63
Unit 11	What do you think of game shows?	70
Unit 12	Don't eat in class.	76
Review of units 7-12		82
Key to the exercises		90



Language Goals

- 1. Talk about countries, nationalities and languages
- 2. Ask and tell where people live
- 3. Guess the meaning of a word in context
- 4. Use a dictionary




Appetizers

* Read & Learn

Look at the following national flags. Can you tell which country each flag stands for? What about some other national flags you have seen? (请看下列国旗, 它们分别是哪一个国家的国旗? 你肯定还看到过其他一些国旗, 能说出它们所代表的国家的名称吗?)




1. _____



2. _____



3. _____



4. _____



5. _____




6. _____



7. _____



8. _____



9. _____

Soups

*** Read & Say**

A. Read aloud the following words in the soup bowl and put them in the right place where they belong. (朗读下列盘中的单词，然后按提示进行归类，可借助词典完成。)

Word Soup

The diagram consists of three large circles at the top, each with a title and several horizontal lines for writing. Below them are three small circles. At the bottom is a large bowl filled with words. Lines connect the bowl to the circles, indicating that words from the bowl should be placed in the appropriate category.

Countries & cities _____

Languages _____

People _____

Word Soup:
 Australia, Japan, London,
 French, Paris, Andrew, Canada,
 France, the United States, Singapore,
 King, Chinese, Sidney, Russian, Lucy,
 The United Kingdom, Russia, China,
 Sam, Japanese, Tokyo, Moscow,
 New York, Toronto, Julie

B. Read aloud the following short dialogue. (朗读下列对话。)**Where's She from?**

Boy: Where are you from, Miss?

Woman: I'm from Australia.

Boy: What language do you speak?

Woman: I speak English.

Boy: Where do you live?

Woman: I live in Sidney.



Girl: Where's your new teacher from?

Boy: She's from Australia.

Girl: What language does she speak?

Boy: She speaks English.

Girl: Where does she live?

Boy: She lives in Sidney.

Main Courses*** Read & Act**

Read the following dialogue. Then make up a new one, using the parts underlined. (阅读对话。然后和同伴一起编一个,把画线的部分用到你的对话中去。)

A New Teacher

Jodie and Andrew are in the classroom. It's break time and they are talking.

Jodie: We have a new teacher this year.

Andrew: Really? What's his or her name?

Jodie: Her name is Julie King.

Andrew: Where is she from?

Jodie: She's from Canada.

Andrew: What language does she speak?

Jodie: She speaks English.

Andrew: Does she speak French, too?

Jodie: I don't know. You can ask her yourself.

Andrew: Some people in Canada speak French.

Jodie: I know. They live in Quebec.

Andrew: Where does she live then?

Jodie: She lives in Toronto.



Andrew: Well, is it the capital of Canada?

Jodie: Nope! Vancouver is.

Andrew: I see. Whoops! It's almost time for class.

Jodie: Look! There's our new teacher. I'll see you around.

Andrew: See you.

*** Read & Think**

Read the following information about teachers looking for pen pals for their students. Then choose the best answer to each question. (下面是老师为学生寻找笔友的一些信息。请仔细阅读, 然后回答问题。)

Uozumi-higasi
junior high
school

junshiro ueda (Contact person 联系人)

Japan



Hello. I have 35 students (13-14 years old) looking for pen pals from around the world. Please e-mail me. (junshiro@di.pdx.ne.jp)

Anne
Hathaway
Public School

Nora Millard (Contact person)

Canada



I have a group of 29 Grade 6 students in Stratford, Ontario, Canada, wanting pen pals from another part of Canada or another country.

Primary
(小学) Tuition
Class

Madame Wendy (Contact person)

Singapore



I have 13 students in my class, 3 boys and 10 girls. Their age is 7yrs and they would like to have a pen pal from different countries and at the same age. Could you help me? Thanks so much.

Sullivan, Jr. High

Kaycee Scott (Contact person)

U.S.A.



I have some 13-14-year-old girls looking for pen pals from China, Japan, and many more countries. Please e-mail me at res212ip@verizon.net to get a girl for a pen pal.

Kaycee



- Where is Nora Millard from?
A. Japan. B. Canada. C. Singapore. D. USA.
- Your friend Peter is 13. He is looking for a pen pal. He'd like a boy of his age. Whose students will he choose?
A. Kaycee's. B. Wendy's. C. Nora's. D. Junshiro's.
- How many students does Kaycee Scott have?
A. 13. B. 29. C. 35. D. We don't know.
- Madame Wendy's students would like pen pals of their age. Which of the following will be their choice?
A. A girl of 13. B. A boy of 7. C. A boy from USA. D. A girl from Japan.
- Which of the following is TRUE?
A. Junshiro ueda is from a Japanese primary school.
B. Nora Millard's students are from Canada.
C. Kaycee Scott's students are all boys.
D. Madame Wendy's students want pen pals from Singapore and another country.

* Read & Write

Complete the following form according to the information above. (根据上述信息完成表格。)

Who	School	Country	Contact person
35students (13-14 years old)	Uozumi-higasi junior high school		Junshiro ueda
29 Grade 6 students			Nora Millard
3 boys and 10 girls of 7yrs	Primary Tuition Class		
	Sullivan, Jr. High	USA	Kaycee Scott

Desserts

* Read & Play

DIY

Read the following safety rules for writing to pen pals. (阅读下面有关交笔友的安全规则, 可参考“微型英英词典”, 尽量通过句子来理解词或短语的含义。然后和同学一起制订一份班级的网络交友安全小贴士。)

Your Mini English-English dictionary:

snail mail: A snail is a slow-going animal, so *snail mail* is mail by post.

in real life: Tom is a bad guy on the screen but he is a very good man in real life.



exactly: A: How many students do you have? 35 or 36?

B: I have exactly 35 students.

make up: I don't want to give him my telephone number so I make up one.

reliable: My grandfather has an old watch but it is very reliable.
It never goes wrong.

wander free: Most animals wander free in the National Park. There are no cages.



Keep Yourself Safe Online

Whenever you are writing to people online or in snail mail, keep safety in mind.



1. Don't ever give out your address or phone number.
2. You must tell your parents if you want to see someone in real life.
3. You don't have to tell people exactly what town you live in, or what school you go to.
4. You don't have to tell people your last name. Make up a new name if you want to.
5. You can stop talking to anyone at any time, if you don't want to.
6. Remember that not everything you read on the web is true. It's just somebody's idea (看法).
7. There is trash (垃圾) on the web. Try to find reliable information (信息) yourself.
8. Let your mind (思想) wander free, but be careful with what you say. There are a lot of police (警察) on the web.

Drinks

* Read & Enjoy

A. The following are symbols of different countries. Match each symbol with its correct name given in Column I. You can use your dictionary. (下面是一些国家的标志物, 请在 I 栏中找出每一个标志物的名称, 并将字母填入图片右下角的方框中。可以使用词典。)





B. Then match the symbol with the country it stands for. (请将以上标志性建筑与所代表的国家搭配起来。)

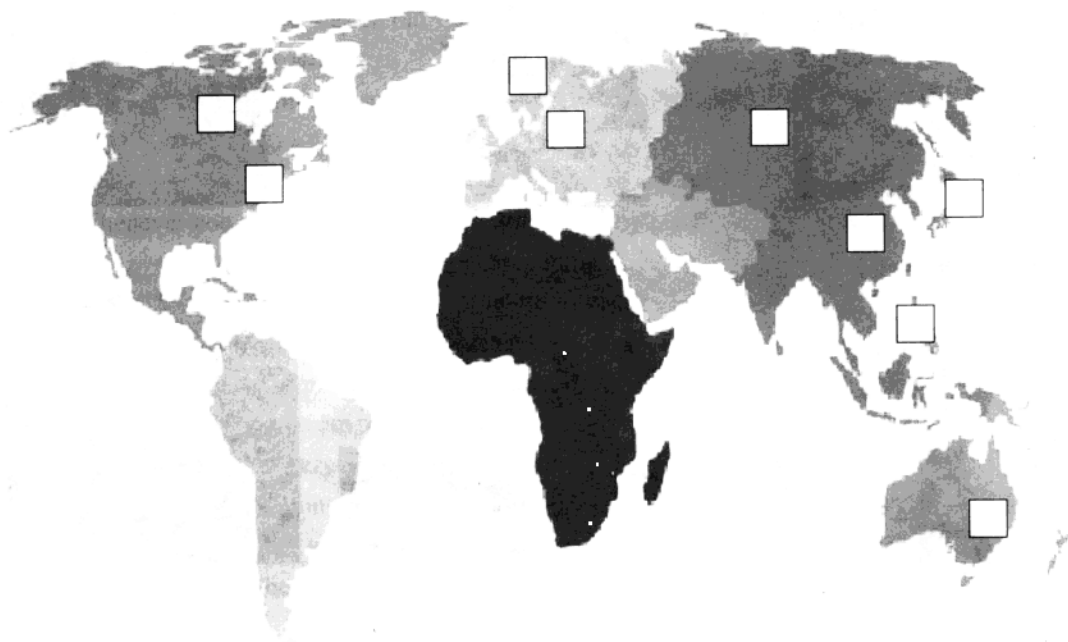
I

- () 1. The Sidney Opera House
- () 2. The Great Wall
- () 3. The Eiffel Tower
- () 4. Toronto CN Tower
- () 5. Mount Fuji
- () 6. Big Ben
- () 7. The Merlion
- () 8. The Red Square
- () 9. The Statue of Liberty

II

- a. China
- b. Japan
- c. Russia
- d. Singapore
- e. the United States of America
- f. Australia
- g. Canada
- h. the United Kingdom
- i. France

C. Now locate each symbol on the world map. (请在地图上找出这些标志物所处的位置, 并标上序号。)





Language Goals

Get to know the English for public facilities

Ask for and give directions on the street

Learn to read a map

Use a dictionary



Appetizers

* Read & Learn

Have you ever noticed or heard about the following public facilities? Can you name some others in English? (你注意过或听说过这些公共建筑吗? 能借助词典用英语说出其他一些公共建筑的名称吗?)



Holiday Inn



Bank of China




Fifth Avenue in New York



Hongkong Aberdeen Chinese Restaurant



Wal-Mart



New York Public Library



Inside of Shanghai Airport




Golden Gate Bridge

*** Read & Say**

A. Read aloud the following words in the soup bowl and put them in the right place where they belong. (朗读下列盘中的单词, 然后按提示进行归类, 可借助词典完成。)

Word Soup



B. Read aloud the following short dialogue between the man and the lady. (朗读下列对话。)

Where's the Bank?

Woman: Excuse me. Is there a bank in the neighborhood?

Man: Yes. There's one on Fifth Street.

Woman: How do I get there?

Man: Go straight on and turn right. You'll be on Fifth Street.

The bank is down Fifth Street on your left.

Woman: Thank you very much!

Man: You're welcome.

Main Courses

*** Read & Act**

Read the following dialogue. Then make up a new one, using the parts underlined. (阅读对话。然后和同伴一起编一个,把画线的部分用到你的对话中去。)

Where's the Public Library?



A: Excuse me. Where's New York Public Library?

B: Er...Sorry! I am new here. You can ask that policeman over there.

A: Thanks anyway.

Excuse me, sir. Can you tell me the way to New York Public Library, please?

C: Sure! We're now on Park Avenue. Go straight on and turn left. You'll be on East 42nd Street. Go down East 42nd Street and turn left. You'll be on Fifth Avenue. New York Public Library is on your left. You can't miss it.

A: Thank you very much!

C: You're most welcome. Enjoy your stay in the Big Apple!

A: Thanks, I will!

*** Read & Think**

Read the following information about a restaurant. Then choose the best answers. (下面是一家餐厅发布在网上的一则信息。请仔细阅读,选出正确答案。)

Le Refuge



Le Refuge

*Come, visit a
little corner of
France.*

127 North Washington Street

Alexandria, Virginia 22314

CLICK HERE FOR A MAP & DIRECTIONS

Phone: (703) 548-4661

Hours:

Open *Monday thru Saturday*

Lunch 11:30 to 2:30

Dinner 5:30 to 10:00

Reservations Suggested

- | | | |
|--|---|------------|
| 1. The restaurant is open _____ days a week. | A. six | B. seven |
| 2. You can have _____ in the restaurant. | A. both breakfast and lunch B. both lunch and dinner | |
| 3. The restaurant is in _____. | A. the US | B. France |
| 4. You can _____ a map on line. | A. get | B. not get |
| 5. It is most likely a(n) _____ restaurant. | A. Italian | B. French |

* Read & Write

Now you're making a reservation for lunch at The Refuge. Read the following map carefully and complete the dialogue. (你在给 The Refuge 餐厅打电话预定午餐。请看地图并完成对话。)

A: The Refuge. Can I help you?

B: Yes, please. I'd like to make a reservation for a table for two.

A: OK. What time?

B: At about one o'clock on Saturday.

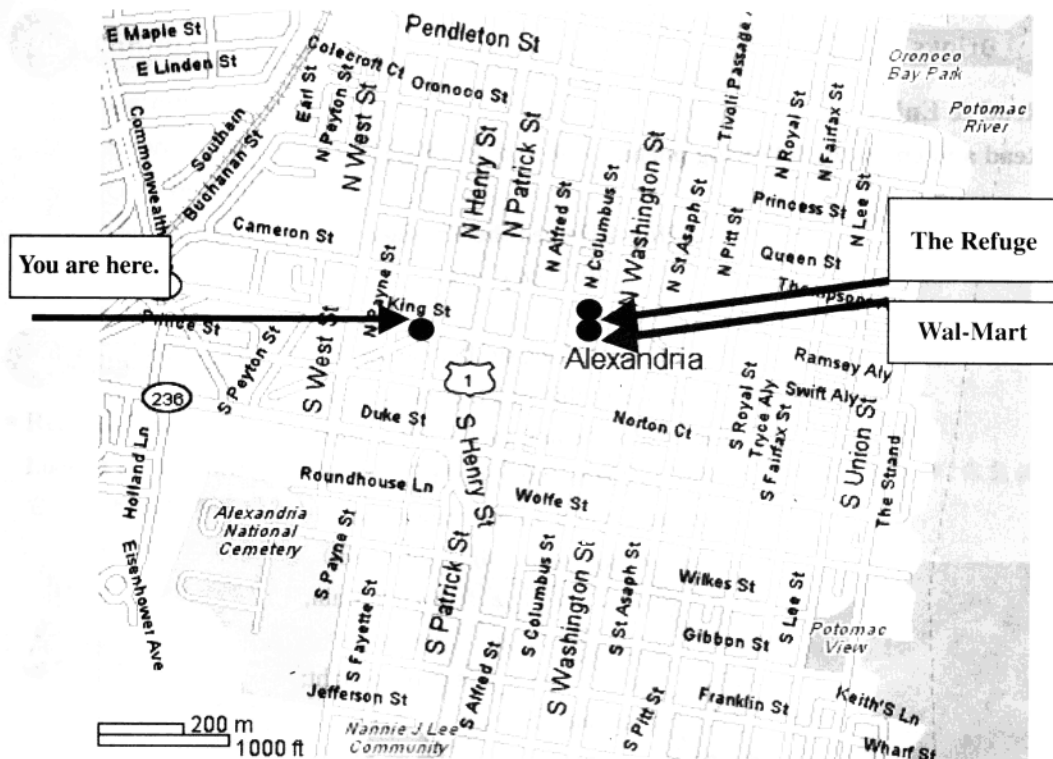
A: Fine.

B: Can you tell me how to get to your restaurant, please?

A: Sure. May I ask where you are now?

B: Yes. I am in King Street now.

A: I see. Just go (1)_____ and take the fifth turning on the (2)_____. You will be on North Washington Street. North Washington Street is (3)_____ North Columbus Street and North St. Asaph Street. Go down North Washington Street and our restaurant is on the left, (4)_____ (5)_____ Wal-Mart.



Desserts

* Read & Play

DIY

Draw a map of your school and show it to the school new comers. Here is some of the helpful vocabulary. (请画一张学校的示意图, 并把它送给新同学。下列英语词汇供参考。)

The Reception Room (接待室)

The Administration Building (行政楼)

The Teachers' Office (教师办公室)

The Library (图书馆)

The Language Lab (语言实验室)

The Science Lab (科学实验室)

The Media Center (多媒体中心)

The Gym (体操馆)

The Track Field (径赛场)

The Football Field (足球场)

The Basketball Court (篮球场)

The Tennis Court (网球场)

The Cafeteria (餐厅)

The Teaching Building (教学楼)

The Students' Dormitory (学生宿舍)

The Supermarket (超市)

The Clinic (医务室)

The Restrooms (洗手间)

Drinks

*** Read & Enjoy**

Read and enjoy the following poem. (阅读并欣赏诗歌。)

How I Helped the Traveler

By John Ciardi

Main Street? Yes, sir. Let me see —
 If it isn't this street, it must be
 The next or the next on the left or right.
 Just go down here to the traffic light
 And take a turn, or go straight ahead.
 (You have to stop if the light is red.)
 — That could be Main. If it's not Main,
 Go round the block and try again.
 You just can't miss it. It's in plain sight:
 Straight ahead, or left, or right.

