

南开大学出版社

20 TOPICS FOR CLASS PREPARING

祝海燕 编著

[英] Coralyn Bradshaw 审订

分话题听说读写教案设计

少儿英语优质课技能手册
——教案设计与备课参考

3

少儿英语优质授课技能手册
——教案设计与备课参考 (三)

分话题听说读写教案设计

20 Topics for Class Preparing

编著 祝海燕
审订 Coralyn Bradshaw
插图 赵华忠

南开大学出版社
天 津

图书在版编目(CIP)数据

分话题听说读写教案设计 / 祝海燕编著. —天津: 南开大学出版社, 2006. 4

(少儿英语优质授课技能手册: 教案设计与备课参考;)(3)

ISBN 7-310-02489-3

I. 分... II. 祝... III. 英语课—教案(教育)—
小学 IV. G623.312

中国版本图书馆 CIP 数据核字(2005)第 148005 号

版权所有 翻印必究

南开大学出版社出版发行

出版人: 肖占鹏

地址: 天津市南开区卫津路 94 号 邮政编码: 300071

营销部电话: (022)23508339 23500755

营销部传真: (022)23508542 邮购部电话: (022)23502200

*

河北省迁安万隆印刷有限责任公司印刷

全国各地新华书店经销

*

2006 年 4 月第 1 版 2006 年 4 月第 1 次印刷

880×1230 毫米 32 开本 7 印张 1 插页 195 千字

定价: 16.00 元

如遇图书印装质量问题, 请与本社营销部联系调换, 电话: (022)23507125



简介

本书包括了 20 个话题，每个话题分新授和听、说、读、写五个设计方案，共 100 个方案，供从事少儿英语教育者使用。书中详细介绍了每个活动的操作方法和步骤，可借鉴性强。本书的精华部分包括：

- 小学生容易发错的语音教学建议
- 巧妙的板书设计
- 可复制的幽默风趣的教学图片
- 实用、易操作的活动
- 简单、易懂的课堂用语
- 创新、巧妙的课堂引入设计
- 真实的语言练习环境的设计
- 合理、科学的纠正学生错误的设计
- 有效的大班教学的建议
- 如何扩展词汇教学的建议
- 如何编写有趣的小学生英语读物的建议



Introduction

This innovative new series aimed at primary English teachers comprises three resource books: *English Games for Pupils*; *Songs and Chants*; *20 Topics for Class Preparing*.

Songs, games and language activities are fun and children like to participate in them. They are a natural part of children's lives and that is a very good reason to include them in the English language classroom. Through songs and games children experiment, discover and interact with the world. They are a tool for understanding their own world. They can also be a tool for English language teachers to extend that world through the introduction of the foreign language. Songs and games add variation to a lesson, and increase motivation by providing a reason to use the target language. For children at primary level, using games and songs can provide a powerful stimulus for language learning, because their context brings the language to life and gives even the most reluctant child an authentic reason to produce language.

English Games for Pupils contains one hundred and thirty-seven games/activities which are divided into fifteen topics familiar to the primary classroom, for example, family, numbers, colours. The games and activities have been designed for maximum support to the teacher, and for use with large classes in particular.

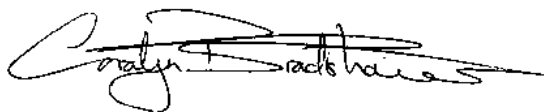
Songs and Chants contains fifty well known songs which have been chosen from a selection of primary English language course books currently in use throughout China. Each song is presented in terms of the target language and language function, and is accompanied by a

Chinese translation and background information notes. Each song/chant is followed by simple step-by-step instructions for exploitation through a game, mime or action. The songs are guaranteed to liven up any lesson.

20 Topics for Class Preparing contains one hundred teaching plans which are grouped into twenty topic areas, for example, body parts, clothes, shopping. Each lesson plan focuses on the development of one of the four skills, listening, reading, speaking or writing. The lesson plans are clearly divided into stages: lead-in, activities, and follow-up. These ready to use lesson plans are ideal for the busy teacher.

The teacher's role is important to the success of any type of game or activity. Here are some useful guidelines:

1. Prepare in advance any materials and teaching aids that are required. These are clearly indicated in the Teacher's Notes.
2. Give clear simple step-by-step instructions to the pupils about the procedures, rules, seating arrangements etc.
3. Circulate, monitor and help pupils during the game or activity.
4. Always provide encouragement and praise in order to encourage a positive approach to making mistakes. Remember that children learn through experimenting with language.
5. Provide clear feedback at the end of the game or activity when it is appropriate.



Coralyn Bradshaw
ELT Consultant and Teacher Trainer

目 录

- 1 Greetings and introduction s /1
- 2 The alphabet /13
- 3 Feelings /20
- 4 Numbers /32
- 5 Telling the time /43
- 6 Personal information /53
- 7 Locations /64
- 8 Families /74
- 9 Colours /85
- 10 Body /97
- 11 Clothes /108
- 12 Describing people /117
- 13 Food and drink /126
- 14 My day /139
- 15 Rooms /150
- 16 Shopping /161
- 17 Jobs /171
- 18 Abilities /181
- 19 Rules /191
- 20 Animals /201


1 Greetings and introductions

Basics

语 言 Hello. My name's _____.
What's your name?
Nice to meet you.

复 习 无
教具准备 准备对话录音。
时 间 30 分钟

引 入 1 向学生展示以下图画，并用中文问：这两个小朋友在干什么？他们在说什么？



2 用两种声音朗读下面对话（当 Ben 说话时，手指 Ben；当 Kate 说话时，手指 Kate）：

Ben: Hello. My name's Ben. What's your name?

Kate: My name's Kate. Nice to meet you.

Ben: Nice to meet you too.

检 查

- 3 请一个自愿者上讲台与教师重复对话,并用上教师与学生的真实姓名。如果学生不能流利地说出,教师可以提供帮助。如:

Teacher: Hello. My name's _____. What's your name?

Student: My name's ...

Teacher: (轻轻地) My name's _____.


Student: My name's _____. Nice to meet you.

Teacher: Nice to meet you too.

- 4 一边在教室内走动,一边向不同的学生介绍自己,重复对话,并帮助学生说出相应部分。
-

认一认

- 5 在黑板上粘贴以下图画(或直接画在黑板上)。



- 6 把全班分成两大组，第一、二排读 Ben 的话，第三、四排读 Kate 的话。
- 7 同桌对练。然后前后学生对练。
(教师在班内走动，纠正个别发音，并提供帮助)
-

发 音


- 1 练习句子的重读。

● ● ●
Hello. My name's Ben. What's your name?

● ●
My name's Kate. Nice to meet you.

●
Nice to meet you too.

- 2 练习句子的降调。



What's your name?

超级链接

- 1 Chant it!

Friends, friends, friends

Meg is my friend.

Ted is my friend.

Kelly is my friend.

They are my friends.

How are you, Meg?

How are you, Ted?

How are you, Kelly?

We're fine.

- 2 Chant it.

How do you spell your name?

What's your name?

What's your name?

Peter!

Peter!

Spell it!

Spell it!

P E T E R

Again? Again?

P E T E R

Listening

语 言

Hello. My name's _____.

What's your name?

Nice to meet you.

技 能

听、排序号

教具准备

所教对话的图文配套挂图或用简笔画画在黑板上。

课前准备

准备对话录音带，可以请同事帮忙分角色朗读并录音。

时 间

30 分钟

热身与复习

1 拉拉学生的手，摸摸他们的脑袋，同时用英语与学生热情招呼，并示意学生用英语回应。

听一听

2 板书以下句子，并带学生朗读。

排一排

What's your name?

Nice to meet you.

My name is Kate.

Nice to meet you, too.

Hello. My name is Ben.

- 3 放对话录音, 告诉学生黑板上的句子在录音中能听到, 不过顺序不一样。

- 4 用不同的声音朗读对话 (或与人表演出对话)。

Ben: Hello. My name's Ben. What's your name?

Kate: My name's Kate. Nice to meet you.

Ben: Nice to meet you, too.

- 5 再次表演或朗读对话, 请学生根据所听到的对话把黑板上的句子正确排序, 如:

What's your name? 2

Nice to meet you. 4


My name's Kate. 3

Nice to meet you, too. 5

Hello. My name's Ben. 1

- 6 请学生同桌两人对比答案, 然后教师再次读对话, 学生校对。

- 7 教师出示或板书两幅图画, 请学生模仿画在作业纸上, 配上对话。



8 请3~4组学生分角色读对话。

课外活动

名人会

请每位学生各自模仿一位“名人”，开一个晚会，晚会上“名人”互相介绍、问候、交朋友。如：

A: Hello, My name is Leifeng (雷锋). What's your name?

B: My name is Zhugeliang (诸葛亮). Nice to meet you.

A: Nice to meet you too.

Speaking

语 言

Hello. My name's _____.

What's your name?

Nice to meet you.

技 能

角色扮演

教具准备


对话内容录音

时 间

20 分钟

分 组

1 把全班学生分成两组，围成内外两个圈，圈内圈外的学生面对面坐下。如下图：



- 2 告诉每对学生用以下对话互相介绍。

A: Hello. My name's _____. What's your name?

B: My name's _____. Nice to meet you.

A: Nice to meet you too.

交换角色

- 3 在外圈的学生 ($B_1 \sim B_{10}$) 一齐向右移一步, 使自己面对内圈的另一位学生。这时可以 B 先说。如:

B: Hello. My name's _____. What's your name?

- 4 外圈的学生一直向右移动, 直到与内圈的每一位学生练习过对话。

反馈（小结） 5 提出并纠正学生在练习时所出现的一些发音问题。

评 价 1 该角色扮演活动很适合初学者在开学第一周使用，特别是在大班里教学。那时学生之间还没有相互认识。

2 该活动需要有一个比较大的空间，课堂比较吵闹，如果天气好，可以放在室外。

后续活动 鼓励学生用这个对话去别的班级或年级交朋友。

Reading


语 言 Hello. My name's _____.
What's your name?
Nice to meet you.

技 能 读的能力

教具准备 所教对话；配图

时 间 20 分钟

引 入 1 向学生展示以下对话配图，请他们想象一下这两个人在说什么。收集一些建议。



认读排序

- 2 请学生给画中的人物取名字，并写在图画下面。
- 3 板书以下被打乱顺序的对话。

Hello. My name's _____.

Nice to meet you, too.

What's your name?

Nice to meet you.

My name's _____.

- 4 请学生大声朗读黑板上的句子，先齐读，然后个别抽查。
- 5 请学生模仿黑板上的图画把它画在自己的作业本上，并配上对话，标上男女孩的名字。
- 6 与学生一起校对答案。

Hello. My name's _____.

What's your name?

My name is _____.

Nice to meet you.

