

2006

中英文对照
Chinese/English

天津统计年鉴

Tianjin Statistical Yearbook



天津市统计局 编

Compiled by Tianjin Municipal Bureau of Statistics



海河大沽桥

天津城市基础设施建设投资集团有限公司



中国统计出版社
China Statistics Press

2006 No. 22 总第 22 期

中英文对照
Chinese/English

天津统计年鉴

Tianjin Statistical Yearbook



天津市统计局 编

Compiled by Tianjin Municipal Bureau of Statistics



中国统计出版社
China Statistics Press

(京)新登字 041 号

图书在版编目(CIP)数据

天津统计年鉴. 2006/天津市统计局编.

—北京: 中国统计出版社, 2006. 6

ISBN 7-5037-4877-X

I. 天…

II. 天…

III. 统计资料—天津市—2006—年鉴

IV. C832.21-54

中国版本图书馆 CIP 数据核字(2006)第 026088 号

天津统计年鉴—2006

作 者/天津市统计局

责任编辑/蔡启新 叶礼奇

E-mail/yearbook@stats.gov.cn

责任校对/李立新 戴 华

封面设计/天津市河图广告传播有限公司

出版发行/中国统计出版社

通信地址/北京市西城区三里河月坛南街 75 号 中国统计出版社

邮 编/100826

电 话/(010)63376907

印 刷/国家海洋信息中心印刷厂

经 销/新华书店

开 本/890×1240 毫米 1/16

字 数/110 万字

印 张/40.125 印张

印 数/1—5000 册

版 别/2006 年 8 月第 1 版

版 次/2006 年 8 月第 1 次印刷

书 号/ISBN 7-5037-4877-X/F·2224

定 价/280.00 元(含光盘)

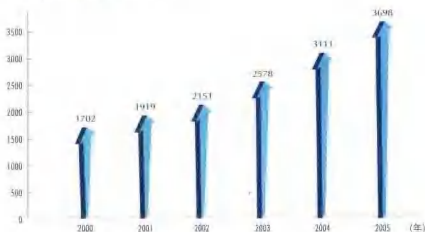
中国统计版图书, 版权所有, 侵权必究。

中国统计版图书, 如有印装错误, 本社发行部负责调换。

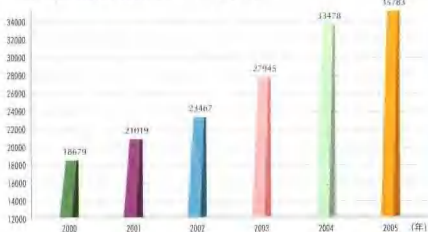
本书附同版本 CD-ROM 一张, 光盘内容以书面文字为准。



► 天津市生产总值(亿元)
Tianjin's GDP (100 million RMB)



► 天津市人均生产总值(元)
Per Capita Gross Domestic Product of Tianjin (RMB)



► 产业结构(%)
Industrial Structure (%)



2001-2005 辉煌“十五” 和谐天津

天津全市财政收入(亿元)

Tianjin Municipal Financial Revenue (100 million RMB)



Tianjin - a Harmonious City with Remarkable Achievements
in the Tenth Five-year Plan Period

2005年天津市平均每天主要经济社会活动情况

Average Daily Social and Economic Activities of Tianjin in 2005



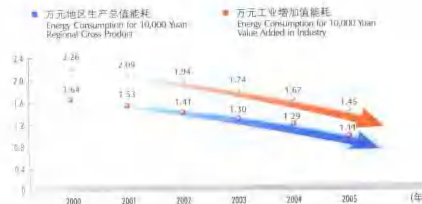
全社会固定资产投资与城市基础设施投资(亿元)

Total Investment in Fixed Assets and Urban Infrastructure Investment (100 million RMB)



万元地区生产总值、万元工业增加值能耗(吨标准煤)


Energy Consumption of Every 10,000 Yuan Regional Gross Product and Value Added in Industry (tons of SCE)





> 城市居民人均可支配收入(元)

Per Capita Annual Disposable Income of Urban Households (RMB)



> 2005年城市居民人均消费性支出构成(%)


Composition of Per Capita Annual Expenditure for Consumption of Urban Households in 2005 (%)



- 食 品 Food 36.7%
- 衣 着 Clothing 7.2%
- 家庭设备、用品及服务 Household Equipment, Utensils and Services 5.5%
- 医疗保健 Medical Care 10.3%
- 交通与通讯 Traffic and Telecommunication 10.3%
- 娱乐、教育、文化服务 Entertainment, Education and Cultural Services 13.3%
- 居 住 Residence 13.4%
- 杂项商品与服务 Miscellaneous Products and Services 3.3%


> 城市居民人均住宅建筑面积(平方米)

Per-capita Floor Space of Urban Residential Buildings (m²)



> 城市绿化覆盖率(%)

Coverage Rate of Afforestation in Urban Areas (%)



> 2005年六大优势产业产值构成(%)

Output Value of Six Advantageous Industries in 2005



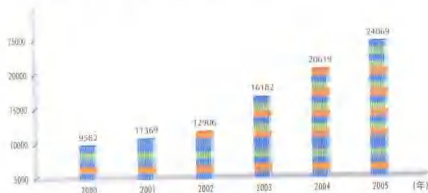
产值总计 4851.35亿元

Total Output Value 485.135 billion RMB

- 电子信息产品制造业 37.5%
Electronic and Information Product Manufacturing Industry
- 汽车制造业 8.1%
Automobile Manufacturing Industry
- 冶金工业 25.3%
Metallurgical Industry
- 生物技术与现代医药制造业 3.4%
Biotechnology and Modern Pharmaceutical Industry
- 石油及化学工业 23.2%
Petroleum and Chemical Industry
- 新能源及环保业 0.3%
New Energy Source and Environment Protection Industry


> 港口货物吞吐量(万吨)

Volume of Freight Handled in Tianjin Port (10,000 tons)



> 邮电业务总量(亿元)

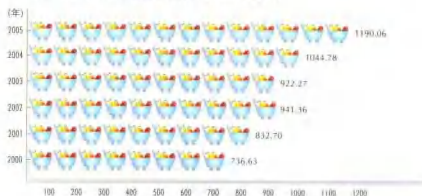
Business Value of Post and Telecommunication Services (100 million RMB)





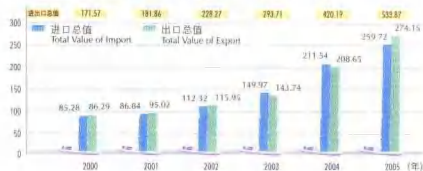
> 社会消费品零售总额(亿元)

Total Retail Sales of Consumer Goods (100 million RMB)



> 外贸进出口总值(亿美元)

Total Value of Import & Export in Foreign Trade (100 million USD)



> 2005年实际直接利用外资金额结构(%)

Composition of Actual Used Foreign Direct Investment (%)

按在天津投资的国家/地区分

By the countries or regions investing in Tianjin




- 中国香港 Hong Kong, China 20.7%
- 日本 Japan 17.1%
- 英属维尔京群岛 Virgin Islands of the United Kingdom 15.7%
- 韩国 Republic of Korea 12.1%
- 美国 United States 5.6%
- 新加坡 Singapore 5.3%
- 其他 Others 22.5%

► 年末金融机构(含外资)本外币存款贷款余额(亿元) Balance of Home and Foreign Currency Deposits and Loans in Financial Institutions at the End of 2005 (100 million RMB)

Tianjin - a Harmonious City with Remarkable Achievements in the Tenth Five-year Plan Period



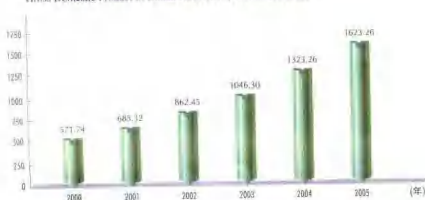
► 平均每万人口拥有大学生(人) Number of University or College Students Per 10,000 Population (persons)



► 价格指数(上年=100) Price Index (Preceding year=100)



► 滨海新区生产总值(亿元) Gross Domestic Product of Binhai New Area (100 million RMB)



《天津统计年鉴—2006》编辑委员会

主 编：韩启祥

副主编：

杨福刚 董顺荣 吴振远 李文海
童月梅 武军定 张 强 杜 瑾
杨宝勤 李荣朴 温广玲 杨玉存

编 委（以姓氏笔画为序）：

牛文辉 王玉珠 王玉刚 刘金江
朱永强 许德发 宋卫东 李慕谦
杜 威 杜洪策 沈孝来 吴 浩
吴宇平 郑渤政 谭 菁 徐健良
高艾玲 高慧蓉 曹宗泉 褚丽萍
潘志德 魏云秀

责任编辑：李立新 戴 华

编辑人员（以姓氏笔画为序）：

刁志嫒 马 兰 于海芳 王 德
王福娣 王继英 王雪飞 冯 萍
卢智伟 孙 静 许士龙 朱永筠
陆 盈 宋笑丛 李 力 李 萍
张秀歧 张建强 何一磊 陈孔政
赵忆群 荣 斌 姜 岩 郭秀兰
陶玉华 梁 伟 曹祥菊 韩爱兵

区县篇资料整理人员

（以姓氏笔画为序）：

王 婧 王 静 王玉伟 冯 昕
杨淑东 张 娟 李兴萍 李露南
陆诗凤 肖 宇 陈 乐 郑国义
赵守臣 赵文新 殷惠蓓 董树山
葛 铭 潘绍红

英文翻译：黄 璇

排 版：张 柳 朱 云 纪艳娟

电子版制作：张鑫宇

彩页编辑：孙炳文

Editorial Board and Staff

Editor-in-chief:

Han Qixiang

Deputy Editor-in-chief:

Yang Yugang	Dong Shunrong	Wu Zhenyuan	Li Wenhai
Tong Yumei	Wu Junding	Zhang Qiang	Du Jin
Yang Baoqin	Li Rongru	Wen Guangling	Yang Yucun

Editorial Board: (in order of strokes of Chinese surname)

Niu Wenhui	Wang Yuzhu	Wang Yugang	Liu Jinjiang
Zhu Yongqiang	Xu Defa	Song Weidong	Li Gongqian
Du Wei	Du Hongce	Shen Xiaolai	Wu Hao
Wu Xueping	Zheng Hamei	Yun Jing	Xu Hiliang
Gao Ailing	Gao Huirong	Cao Zongquan	Chu Liping
Pan Zhide	Wei Yunxiao		

Coordinators:

Li Lixin Dai Hua

Editorial Staff: (in order of strokes of Chinese surname)

Diao Zhiying	Ma Lan	Yu Haifang	Wang Wen
Wang Fudi	Wang Jiyang	Wang Xuefei	Feng Ping
Lu Zhuwei	Sun Jing	Xu Shilong	Zhu Yongjun
Lu Ying	Song Xiaocong	Li Li	Li Ping
Zhang Xinqi	Zhang Jianqiang	He Yilei	Chen Kongzheng
Zhao Yiqun	Rong Bin	Jiang Yan	Gao Xiulan
Tao Yuhua	Liang Wei	Zeng Xiangju	Han Aibing

Data Provider on Districts and Counties Chapter:

(in order of strokes of Chinese surname)

Wang Zhen	Wang Jing	Wang Yuwei	Feng Xin
Yang Shudong	Zhang Juan	Li Xingping	Li Sainan
Lu Shifeng	Xiao Yu	Chen Yue	Zheng Guoyi
Zhao Shouchen	Zhao Wenxin	Yin Huiqiang	Dong Shushan
Ge Ming	Pan Shaohong		

English Translator:

Huang Ying

Typeset:

Zhang Liu Zhu Yun Ji Yanjuan

Electric CD:

Zhang Xinyu

Color Inset Editor:

Sun Bingwen

编 者 说 明

一、《天津统计年鉴》是一部全面反映天津市国民经济和社会发
展情况的大型资料工具书，创刊于1984年，逐年出版，形成系列。本书以其
丰富翔实的统计资料而成为社会各界了解天津、认识天津最具权威性的
工具资料书。

二、《天津统计年鉴—2006》全书中英文对照，同步配备电子版光盘。

三、书内文字资料载有：“2005年天津市国民经济和社会发展统计
公报”，“2005年天津市国民经济保持平稳快速运行”，辉煌“十五”、和谐
天津等一系列反映“十五”时期天津市各行业发展的分析文章。为方便
读者使用，书中在每篇后附有统计指标解释。索引中标明了全书结构。

四、本年鉴的统计数据大部分取自统计年报，少部分来自抽样调查
和专业部门统计资料。

五、本年鉴所使用的度量衡单位均采用国际统一标准计量单位；行
业分类标准均采用国家GB/T4754—2002标准；计算人均指标时，从
2005年开始采用常住人口计算，2005年以前采用户籍人口计算。

六、本年鉴中部分数据的合计数和相对数由于四舍五人取舍不同而
产生的计算误差，均未做机械调整。

七、本年鉴表中的符号使用说明：“空格”表示该项统计指标无数据、
数据不足本表最小单位或数据不详；“#”表示其中的主要项；由于版面
原因，部分计量单位如：100 000 000用 10^8 表示，10 000用 10^4 表示。

八、由于同普查结果衔接、国家统计制度变化或主管部门提供的数
据有调整等原因，年鉴中部分指标的历史年度数据有变动。读者在使用
历史资料时，凡以前年度的年鉴与本年鉴数据有出入的，均以本年鉴为
准。

九、《天津统计年鉴》公开出版以来，受到了国内外广大读者的关心
和支持，对本年鉴的内容和编辑工作提出了许多宝贵意见，对此我们深
表谢意。限于我们的水平，书中难免还有不足之处，敬请广大读者继续
给予批评指正，帮助我们进一步改进年鉴编辑工作，更好地为广大读者
服务。

Preface

I. Tianjin Statistical Yearbook is a large - sized statistics publication to reflect various aspects of Tianjin's economic and social development, which was started in 1984 and published year after year, having become a series of yearbooks. Possessing plentiful and detailed statistical materials, the yearbook has become the most authoritative statistics publication for various circles to understand and know Tianjin.

II. Tianjin Statistical Yearbook 2006 is written in Chinese & English, and is equipped with electric CD.

III. Written materials in the book include, " Statistical Communique on the 2005 National Economic and Social Development of Tianjin", "Tianjin national economy has maintained steady and rapid operation in 2005", " Proud the 10th Five - Year plan Period and Harmonious Tianjin", a series of reports reflecting the development of Tianjin in the 10th Five - Year plan Period and so on. In order to help readers using these statistical materials better, Explanatory Notes On Main Statistical Indicators are attached after each chapter. Whose structure is marked in the index.

IV. The major data sources of this book are obtained from annual statistical report, a few from sample surveys and materials of departments statistics.

V. The units of measurement used in this book are internationally standard measurement units, sector listed in this table is classified by the standard of GB/T4754 - 2002. When calculating per capit indicators, we use permanent population since 2005 and use registered population before 2005.

VI. Statistical discrepancies due to rounding are not adjusted in this book.

VII. Notations used in this book: "(blank)" indicates the data not available or the figure is not large enough to be measured with the smallest unit in the table. "≠" indicates the major items of the total. When the unit is 100,000,000, we shorten some of them as 10^8 , 10,000 we shorten some of them as 10^4 , so as to save the space for printing.

VIII. As a result of joining with various census, change of statistics institution, data adjustment of special department and so on, some data in this yearbook are different from former yearbook. When using historical data, users should take the data of this book as standard.

IX. Since Tianjin Statistical Yearbook had been published openly, we have been concerned and supported by the readers at home and abroad. They advance much valuable suggestion on content and edition of the yearbook, we deeply thanks for this all. Based on our limited level, perhaps there are some mistakes in this book, we welcome all of the readers give us your criticism in order to help us further improving our edition level, and providing services for the readers better.

篇目索引

篇 目	起始页码
2005 年天津市国民经济和社会发展统计公报	1
“十五”时期天津市国民经济和社会发展成就	30
一、综 合	66
二、人口和劳动就业	106
三、固定资产投资和房地产	136
四、能源生产和消费	164
五、财 政	176
六、价格指数	188
七、人民生活	220
八、城市建设和环境保护	228
九、农村经济	240
十、工 业	262
十一、建筑业	302
十二、交通运输和邮电	314
十三、国内贸易	326
十四、对外经济贸易和旅游	350
十五、金融业	378
十六、教育和科技	394
十七、文化和体育	430
十八、卫生、社会保障和社会福利	440
十九、公共管理和社会组织	454
二十、企业改革与市场发展	464
二十一、滨海新区	488
二十二、区县基本情况	510
附一、天津市第一次经济普查资料	548

SUBJECT INDEX

SUBJECTS	PAGE
STATISTICAL COMMUNIQUE ON THE 2005 NATIONAL ECONOMIC AND SOCIAL DEVELOPMENT OF TIANJIN	1
ACHIEVEMENT OF NATIONAL ECONOMIC AND SOCIAL DEVELOPMENT OF TIANJIN IN THE TENTH FIVE YEARS PLAN PERIOD	30
1. GENERAL SURVEY	66
2. POPULATION, LABOR AND EMPLOYMENT	106
3. INVESTMENT IN FIXED ASSETS AND REAL ESTATE	136
4. ENERGY PRODUCTION AND CONSUMPTION	164
5. GOVERNMENT FINANCE	176
6. PRICE INDICES	188
7. PEOPLES LIFE	220
8. URBAN CONSTRUCTION AND ENVIRONMENT PROTECTION	228
9. RURAL ECONOMY	240
10. INDUSTRY	262
11. CONSTRUCTION	300
12. TRANSPORTATION, POST AND TELECOMMUNICATIONS	314
13. DOMESTIC TRADE	326
14. FOREIGN ECONOMY TRADE AND TOURISM	350
15. FINANCIAL INTERMEDIATION	378
16. EDUCATION AND SCIENCE & TECHNOLOGY	394
17. CULTURE AND SPORTS	430
18. PUBLIC HEALTH, SOCIAL SECURITY AND SOCIAL WELFARE	440
19. PUBLIC MANAGEMENT AND SOCIAL ORGANIZATIONS	454
20. REFORM OF ENTERPRISE AND DEVELOPMENT OF MARKET	464
21. BINHAI NEW AREA	488
22. BASIC STATISTICS ON DISTRICTS AND COUNTIES	510
APPENDIX 1. TIANJIN STATISTICS OF THE FIRST ECONOMIC CENSUS	548

目 录

CONTENTS

2005 年天津市国民经济和社会发展统计公报	(1)
STATISTICAL COMMUNIQUE ON THE 2005 NATIONAL ECONOMIC AND SOCIAL DEVELOPMENT OF TIANJIN	
“十五”时期天津市国民经济和社会发展成就	
ACHIEVEMENT OF NATIONAL ECONOMIC AND SOCIAL DEVELOPMENT OF TIANJIN IN THE TENTH FIVE YEARS PLAN PERIOD	
辉煌“十五” 和谐天津	(30)
PROUD THE TENTH FIVE YEARS PLAN PERIOD AND HARMONIOUS TIANJIN	
滨海新区迅速崛起	(34)
BINHAI NEW AREA RISING ABRUPTLY	
工业生产再创新高	(36)
INDUSTRIAL PRODUCTION CREATING A NEW RECORD	
农业经济实现新突破	(37)
AGRICULTURAL ECONOMY MAKING NEW BREAKTHROUGH	
零售市场繁荣兴旺	(39)
RETAIL MARKET FLOURISHING	
投资总量年均超过千亿	(41)
PER YEAR INVESTMENT IN FIXED ASSETS EXCEEDING 100 BILLION YUAN	
对外贸易实现新跨越	(42)
FOREIGN TRADE REALIZING GREAT - LEAP - FORWARD DEVELOPMENT	
直接利用外资增势强劲	(43)
UTILIZATION OF FOREIGN DIRECT INVESTMENT INCREASING RAPIDLY	
建筑业总产值年均增百亿	(44)
PER YEAR GROSS OUTPUT OF CONSTRUCTION INCREASING 10 BILLION YUAN	
运输邮电业再上新台阶	(45)
TRANSPORTATION, POST AND TELECOMMUNICATION TAKING A NEW STRIDE	
房地产业不断壮大	(46)
REAL ESTATE DEVELOPING CONTINUOUSLY	
金融业蓬勃健康发展	(47)
BANKING DEVELOPING VIGOROUSLY	
旅游业充满活力	(49)
TIANJIN TOURISM RUNNING WITH ENOUGH VIGOUR	
科技实力明显增强	(50)
STRENGTH OF SCIENCE AND TECHNOLOGY ENHANCING OBVIOUSLY	
社会事业全面发展	(51)
SOCIAL UNDERTAKINGS PROGRESSING IN ALL - ROUND WAY	
天津市人口进入低速增长期	(53)
POPULATION OF TIANJIN INCREASING WITH A LOW GROWTH RATE	
就业规模迅速扩大 就业结构显著改善	(54)
EMPLOYMENT INCREASING RAPIDLY, STRUCTURE OF EMPLOYMENT IMPROVING OBVIOUSLY	

城市居民生活质量不断提升	(55)
LIVING LEVEL OF URBAN HOUSEHOLDS IMPROVING CONTINUOUSLY	
农村居民生活水平明显提高	(57)
LIVING LEVEL OF RURAL HOUSEHOLDS IMPROVING OBVIOUSLY	
物价水平温和上涨	(60)
PRICE LEVEL RISING BY A SMALL MARGIN	
重点企业改制稳步推进	(61)
REFORM OF KEY ENTERPRISES OPERATING STEADY	
企业集团进入快速发展阶段	(62)
ENTERPRISE GROUPS DEVELOPING RAPIDLY	

一、综 合

GENERAL SURVEY

自然状况(2005 年)	(66)
Natural Conditions, 2005	
自然资源(2005 年)	(67)
Natural Resources, 2005	
1-1 行政建制(2005 年底)	(68)
ADMINISTRATIVE DIVISIONS, (END OF 2005)	
1-2 土地面积(2005 年)	(68)
AREA OF LAND, 2005	
1-3 各月份气象资料(2005 年)	(69)
EACH MONTH OF METEOROLOGICAL DATA, 2005	
1-4 各区县气象资料(2005 年)	(69)
METEOROLOGICAL DATA OF DISTRICT AND COUNTY, 2005	
1-5 主要年份国民经济主要指标和增长速度	(70)
MAIN INDICATORS AND INCREASE RATE OF NATIONAL ECONOMY IN MAIN YEARS	
1-6 国民经济结构和社会发展结构指标(2001-2005)	(77)
STRUCTURAL INDICATORS ON NATIONAL ECONOMY AND SOCIAL DEVELOPMENT, 2001-2005	
1-7 国民经济和社会发展比例和效益指标(2001-2005 年)	(81)
MAIN INDICATORS ON PROPORTION AND EFFICIENCY IN NATIONAL ECONOMY AND SOCIAL DEVELOPMENT, 2001-2005	
1-8 平均每天社会经济活动(2001-2005)	(84)
AVERAGE DAILY SOCIAL AND ECONOMIC ACTIVITIES, 2001-2005	
1-9 国民经济主要指标人均水平(2001-2005)	(86)
PER CAPITA ANNUAL LEVEL OF MAIN INDICATORS ON NATIONAL ECONOMY, 2001-2005	
1-10 地区生产总值(1978-2005 年)	(87)
GROSS DOMESTIC PRODUCT, 1978-2005	
1-11 地区生产总值增长速度(1978-2005 年)	(88)
INCREASE RATE OF GROSS DOMESTIC PRODUCT, 1978-2005	
1-12 地区生产总值及构成	(89)
GROSS DOMESTIC PRODUCT AND COMPOSITION	
1-13 支出法地区生产总值(2001-2005 年)	(90)
GROSS DOMESTIC PRODUCT BY EXPENDITURE APPROACH, 2001-2005	
1-14 居民消费水平(2001-2005 年)	(90)
HOUSEHOLD CONSUMPTION, 2001-2005	
1-15 主要社会经济效益指标(2001-2005 年)	(90)
MAJOR ECONOMIC EFFICIENCY INDICATORS, 2001-2005	
1-16 最终消费及构成	(91)
FINAL CONSUMPTION EXPENDITURE AND COMPOSITION	

1-17	天津在全国的地位	(92)
	POSITION OF TIANJIN IN THE WHOLE NATION	
	主要统计指标解释	(94)
	EXPLANATORY NOTES ON MAIN STATISTICAL INDICATORS	
 二、人口和劳动就业		
POPULATION, LABOR AND EMPLOYMENT		
2-1	人口主要指标(1990-2005年)	(106)
	MAJOR POPULATION STATISTICS, 1990-2005	
2-2	户籍人口主要构成(1990-2005年)	(106)
	COMPOSITION OF REGISTERED POPULATION, 1990-2005	
2-3	按地区分的户数、人口数及人口密度	(107)
	HOUSEHOLDS, POPULATION AND POPULATION DENSITY BY REGION	
2-4	按户口性质分的户籍户数	(108)
	HOUSEHOLDS BY REGISTERED CHARACTER	
2-5	按户口性质分的户籍人口数	(109)
	REGISTERED POPULATION BY REGISTERED CHARACTER	
2-6	按性别分的户籍人口数	(110)
	REGISTERED POPULATION BY SEX	
2-7	计划生育情况(2000-2005年)	(111)
	FAMILY PLANNING, 2000-2005	
2-8	人口婚姻登记情况(2001-2005年)	(111)
	MARRIAGE REGISTRATION, 2001-2005	
2-9	各种特征年龄组的户籍人口(2005年)	(112)
	REGISTERED POPULATION BY AGE GROUPS, 2005	
2-10	人口普查、人口抽样调查数据	(113)
	BASIC STATISTICS ON POPULATION CENSUS AND SAMPLE SURVEY	
2-11	按地区分的6岁及以上各种受教育程度人口(2005年)	(114)
	EDUCATION STATUS OF POPULATION AGED 6 AND ABOVE BY REGION, 2005	
2-12	按地区分的15岁及以上各种婚姻状况人口(2005年)	(115)
	MARRIAGE STATUS OF POPULATION AGED 15 AND ABOVE BY REGION, 2005	
2-13	按区域分的不同年龄组人口(2005年)	(116)
	POPULATION GROUPED BY AGE AND REGION, 2005	
2-14	按户口登记地分的外来常住人口构成(按所占比重排序)(2005年)	(116)
	RESIDENCES CARD LOCATION OF NON-NATIVES, 2005	
2-15	按地区分的15岁及以上人口的主要生活来源(2005年)	(117)
	MAIN SOURCE OF SUPPORT OF POPULATION AGED 15 AND OVER BY REGION, 2005	
2-16	社会从业人员(1990-2005年)	(118)
	TOTAL PERSONS EMPLOYED, 1990-2005	
2-17	城镇单位从业人员(1990-2005年)	(119)
	PERSONS EMPLOYED IN URBAN UNITS, 1990-2005	
2-18	按国民经济行业分各类从业人员(2005年)	(120)
	PERSONS EMPLOYED GROUPED BY SECTOR, 2005	
2-19	社会从业人员及构成	(121)
	NUMBER AND COMPOSITION OF PERSONS EMPLOYED	
2-20	城镇单位从业人员及构成	(122)
	NUMBER AND COMPOSITION OF PERSONS EMPLOYED IN URBAN UNITS	
2-21	城镇单位在岗职工及构成	(123)
	ON-POST STAFF AND WORKERS OF PERSONS EMPLOYED IN URBAN UNITS	