


根据九年义务教育小学教科书（实验本）编写

小学英语练习册

PEP (第四册)



ENGLISH

肖君 / 主编

江西科学技术出版社

ENGLISH

小学英语练习册

PEP 第四册

肖君主编

江西科学技术出版社出版

(南昌市蓼州街2号附1号)

赣科版图书代码 04300-105

各地新华书店经销 南昌市红星印刷厂印刷

开本 787×1092 1/32 印张 2.75

2002年2月第1版 2006年1月第5次印刷

ISBN 7-5390-2085-7/G·281 定价: 3.80元

(江西科技版图书凡属印刷、装订错误, 请随时向承印厂调换)

前 言

本练习册是根据人民教育出版社和加拿大 Lingo Media 国际集团合作编写的《PEP》第四册小学英语教材的教学内容和要求编写的,供小学四年级或五年级使用。

本练习册有以下几个特点:

1. 每单元分教学内容、重点难点讲解及单元达标三部分,便于学生自学及自我评价,对教师的教学及家长辅导也具有一定的指导作用;
2. 采用了大量趣味性较强的题目,如听听做做、听听画画等,使学生产生学习英语的兴趣,开发潜力,开拓视野,符合孩子学习英语的心理需求。


本练习册由肖君主编,陈丽华、张琪、程本花编写。

编者

目 录

- Unit 1 Our school(1)
- Unit 2 What time is it? (11)
- Unit 3 Is this your skirt? (23)
- Recycle 1 (期中达标测试)(32)
- Unit 4 It's warm today.(37)
- Unit 5 How much is it?(48)
- Unit 6 At a farm (59)
- Recycle 2 (期末达标测试)(70)
- 参考答案及听力材料.....(76)

Unit 1 Our school



一、学习内容

1. 话题:我们的校园。

playground, garden, teacher's office, library, canteen, art room, computer room, washroom, music room, gym, TV room

2. 四会单词:

board, fan, light, teacher's desk, picture, floor, wall

3. 四会句型:

This is my computer.

That is your computer.

Is this a teacher's desk?

Yes, it is.

4. 功能:介绍和询问校园设施。

1) Look! That is the playground.

2) This is the canteen.

3) This is our school.

4) This is the library.

5) — Is this computer room?

— No, this is the teacher's office.

6) — Is that the teacher's office, too?

— No, that is the library.

7) — Where is the art room?

— It's on the second floor.

5. 任务:能力 TPR 活动。

Go to the garden.

Water the flowers.

Go to the library.

Read a story book.

Go to the canteen.

Eat some noodles.

Go to the teacher's office.

Hand in the homework.

Go to the playground.

Play football.

6. 歌曲: **Our school.**

7. 文化: 了解国外校园的结构。

二、重点、难点讲解

1. **Where is the canteen? It's on the first floor.** 食堂在哪里? 在一楼。在序数词前要加定冠词 **the**。如:

1) **Where is the art room? It's on the second floor.**
绘画教室在哪? 在二楼。

2) **The music room is on the third floor.** 音乐教室在三楼。

2. **Welcome to our school!** 欢迎到我们学校来! **Welcome to ...** 欢迎到……。如:

1) **Welcome to China!** 欢迎到中国来!

2) **Welcome to my home!** 欢迎到我家来!


3. **This way, please.** 请这边走。如:

1) **Where is the library? This way, please.** 图书馆在哪里? 请这边走。


2) **The canteen is on the first floor. This way, please.**
食堂在一楼。请这边走。

三、第一单元达标测试


I. 听录音, 标号。



()



()



()



()




()




()



()




()



()

II. 看图, 填空。



1) — Where's the gym?

— It's on the _____ .

A. first floor B. second floor

2) — Where's the teacher?

— He's in the _____ .

A. classroom B. teacher's office

3) — Where's the washroom?

— It's on the _____ .

A. first floor B. second floor

4) — Where's Mike?

— He's in the _____ .

A. class B. library

5) — Where's art room?

— It's on the _____ .

A. first floor B. second floor


6) — Where's the computer room?

— It's on the _____ .

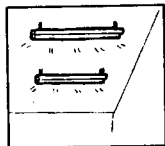
A. first floor B. second floor

III. 看图, 填词。

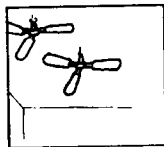
1) This is our _____ .



2) There are two _____ .




3) We have two _____ .



4) That is the _____ .



5) This is my new _____ .



IV. 英汉词组或句子互译。

1. 老师办公室 _____
2. 电脑室 _____
3. 在图书馆 _____
4. 在花园里 _____
5. 一本故事书 _____
6. water the flowers _____
7. play football _____
8. go to the canteen _____
9. read a story - book _____
10. This way, please. _____

V. 抄写。

computer

board

fan

light

picture

floor

wall

teacher's desk


This is my computer.

That is your computer.

Is this a teacher's desk?

Yes, it is.

自我评价:




Very good

OK

Try hard

	Very good	OK	Try hard
I			
II			
III			
IV			
V			

Unit 2 What time is it?



一、学习内容

1. 话题: 询问时间。

lunch, music class, English class, breakfast, dinner, P. E. class, get up, go to school, go home, go to bed

2. 四会单词:

one, two, three, four, five, six, seven eight, nine, ten, music, math, Chinese, English, P. E.

3. 四会句型:

What time is it?

It's two o'clock.

It's time for math class.

4. 功能:询问时间和增强时间理念。

1) **What time is it?**

2) **It's 7 o'clock.**

3) **It's time to go get up.**

4) **Hurry up!**

5) **It's time for school!**

6) **Let's play football.**

7) **It's time to watch TV!**

8) **Good night, Mom.**

5. 任务:能力 TPR 活动。

Time for breakfast.

Drink some milk.

Time for lunch.

Have some chicken.

Time for dinner.

Eat some rice.

Time for P. E.

Jump and run.

Time for English.

Read and write.

Time for music.

Sing and dance.

6. 歌曲: **It's twelve o'clock.**

7. 文化: 了解世界部分国家时间差。

二、重点、难点讲解

1. **It's time for lunch.** 现在是吃午饭的时间。**it's time for...** 后接名词译为“到……时间了”。如:

1) **It's time for school.** 现在是上学的时间。

2) **It's time for music class.** 到了上音乐课的时间。

2. **It's time to watch TV!** 现在是看电视的时间。**it is time to ...** 后接动词,表示是该做某事的时间到了。如:

1) **It's time to get up.** 现在该起床了。

2) **It's time to go to bed.** 现在该睡觉了。

3. **Time for dinner.** 该是吃饭的时间。这种表达就等于 **It's time for dinner.** 如:

1) **Time for English.** 现在是上英语课的时间。

2) **Time for P. E.** 现在是上体育课的时间。