



英语 听说唱演

李健编

Listening Speaking

Singing Performing

贵州人民出版社

(黔)新登字 01 号

英语听说唱演

编 者 李 健

绘 画 程明飞

责任编辑 杨序谦

封面设计 程明飞

出版发行 贵州人民出版社
(贵阳市中华北路 289 号)

印 刷 贵州新华印刷厂

规 格 787×1092 毫米
16 开本 4 印张

版 次 1995 年 3 月第 1 版

印 次 1995 年 3 月第 1 次印刷

印 数 1-5000 册

书 号 ISBN 7-221-03723-x/G·1647

定 价 7.50 元

前 言

近几年来，上海外国语大学贵州校友会在总结分析了大学英语教学中存在的问题之后，力图探索一条英语教学的新路子，研究在中小学英语课堂上进行教学改革实验的治本之计。

编者受该校友会委托，在反复实践中，分析了大学英语教学和小学英语教学中的共同点和不同点，发现大学英语学习中最薄弱的环节——听与说的困难、记忆单词的困难，恰恰最容易在小学英语教学阶段得到弥补。少年儿童的模仿能力、记忆力和参与意识都很强，受母语干扰较少，如能在这个阶段进行正确引导，将会事半功倍。

因此，这本《英语听说唱演》的编写不受传统语法限制，而根据愉快教育原理以及少年儿童生理和心理的特点编排教学内容。学生通过用英语进行日常会话，背诵诗歌，讲笑话，念绕口令，猜谜语，讲故事，演唱歌曲，排演短剧等活动，在轻松有趣的语言环境中自然而然地模仿正确、标准的英语口语，顺利渡过语音语调关。这种寓教于乐的教学方法，能激发少年儿童学习英语的浓厚兴趣，为今后进一步学习打下坚实的基础。

本书可作为小学英语第二课堂教材，也可作为中学英语辅助教材和开展英语课外活动的材料。课文中的提高材料可供演出时选用。

几年来，用本书作教材进行的小学英语教学实验，成效显著。1992年，本教材英语实验班学生在贵州省政府和贵阳市政府招待外宾的元旦晚会上演出节目，自始至终用英语报幕、解说和表演，受到各界人士和国际友人的赞扬。实验班学生配合贵阳电视台竞选节目主持人活动演出的英语节目，被选送到中央电视台播放。美国奥克兰大学校长及英语教学专家们曾先后两次参观本教材英语实验班的教学，并赠言高度评价这一工作：“贵州的儿童是贵州的未来，贵州的未来将因你们工作的成功而光辉灿烂。”

本书由澳大利亚英语专家 Heather - Maree Kennedy 和贵州省高校外语电教学会会长、上海外国语大学贵州校友会会长徐建平副教授审定。在编写过程中得到美国教育专家 Billy J. Harvey 的帮助。在试用期间得到贵阳实验二小季贵荣校长及有关教师的大力支持。在此一并表示感谢！

编 者

1994年8月



Learn to Speak A Dialogue

A: Good morning, teacher.

B: Good morning, boys and girls.

A: Good afternoon, mummy.

B: Good afternoon, Ping - Ping.

A: Good evening, daddy.

B: Good evening, Ping - Ping.

Substitutes : night, grandpa, grandma
uncle, aunt




Learn to Sing

1 = G 3 / 4

Good Morning

5 . | 6 . 5 . 1 | 7 — 5 . | 6 . 5 . 2 | 1 — 5 . |
Good mor - ning to you. Good mor - ning to you. Good
Good mor - ning to you. Good mor - ning to you. Good

5 3 1 | 7 . 7 6 4 | 3 1 2 | 1 — ||
mor - ning, dear tea - cher. Good mor - ning to you.
mor - ning, dear boys and girls. Good mor - ning to you.



Learn to Speak

A Dialogue

A: Hello, Mr Zhang.

B: Hello, Li Hong. How are you?

A: Fine, thank you, and you?

B: I'm fine too, thanks.

A: Bye - bye, Mr Zhang.

B: Good - bye, Li Hong.

Substitutes: see you again
see you later

Learn to Sing

1 = F 3/4 Hello, How Are you


5 3 — | 5 3 — | 5 6 5 |
Hel - lo, hel - lo, hel - lo, and

4 3 2 | 2 — 0 | 4 2 — |
how are you? I'm fine.

4 2 — | 5 5 5 4 |
I'm fine. And I hope that

3 2 1 | 1 — 0 ||
you are too.





Learn to Speak

A Dialogue

A : My name is Wang Ying.

What is your name, please?

B : My name is Mary. How do you do?

A : How do you do?

Substitutes : Nice to meet you.

Nice to meet you , too.

Glad to meet You.

Glad to meet You , too.

Learn to Sing


1 = ^b E 2/4

How Do You Do

5̣ | 3 0 | 5̣ 5̣ 5̣ 6̣ 6̣ 5̣ | 6̣ 1̣ 6̣ 1̣ |
He - llo, how do you do? My name is Tom.

1̣ 1̣ 1̣ 3̣ 2̣ 5̣ | 3 0 | 5̣ 5̣ 5̣ 6̣ 6̣ 5̣ |
What a - bout you? He - llo, how do you do?

5̣ 0̣ 6̣ 6̣ 6̣ 3̣ | 1̣ . ||
Nice to meet you.



Learn to Speak

A Rhyme

Good, better, best.

Never let it rest.

Till good is better

And better best.

Learn to Sing

1 = D 2/4

Sing a Song

($\dot{1}$ $\dot{1}$ | 6 5 | 3 2 3 4 | 5 —)

$\dot{1}$ 7 | 6 5 | 5 4 3 2 | 1 —)

1 1 | 1 2 3 | 3 2 3 4 | 5 —

Sing sing sing a song, come and sing a — long.

$\dot{1}$ $\dot{1}$ 5 5 | 3 3 1 1 | 5 4 3 2 | 1 — ||

Jolly Jolly Jolly Jolly, life is like a song.



Learn to Speak A Tongue Twister

Will you sit still, Bill?
I'll sit as still as a hill.

Learn to Sing

1 = E 2/4

Two Little Birds

(1 5 | 3 1 | 4 • 1 2 3 | 1 — | 4 1 | 5 5 | 5 • 4 3 2 | 1 — | 1 — |)

||: 1 1 | 5 5 | 6 6 6 6 | 5 0 | 4 4 4 |

Two little black birds sit - ting on a hill. One's name is

3 3 | 2 2 2 2 | 1 — | 5 5 5 5 | 4 — |
Jack and the other's name is June. Come back Jack.

3 3 | 2 — | 5 5 5 5 | 4 — | 3 3 | 2 — |
Come back June. Fly away Jack. Fly away June.

1 1 | 5 5 | 6 6 6 6 | 5 0 | 4 4 4 |
Two little black birds sit - ting on a hill. One's name is

3 3 | 2 2 2 2 | 1 0 ||
Jack and the other's name is June.



Learn to Speak

A Dialogue

A: I'm thirsty. May I have a cup of tea, please?

B: Here you are.

A: Thank you!

B: Not at all.

Substitutes : hungry, a cake
you are welcome

Learn to Sing

1 = ^bA 2/4

Let's Sing Together

1 1 . 1 | 1 5 . | 1 1 1 7 1 2 |

Sing, sing to - geth - er, mer - ri - ly, mer - ri - ly

1 0 | 3 3 . 3 | 3 1 |


sing. Sing, sing to - geth - er,

3 3 3 2 3 4 | 3 0 | 5 0 |

mer - ri - ly, mer - ri - ly sing. Sing,

1 0 | 5 0 | 1 0 ||

sing, sing, sing.



Learn to Speak

A Joke

Diner : What's the meaning of
this fly in my soup?

Waiter : I don't know, sir.

I'm a waiter, not a
fortune teller.

Learn to Sing

1 = #C 2 / 2

Michael, Row the Boat Ashore

1 3 | 5 • 3 5 6 | 5 — 3 5 | 6 — — — |

Mi - chael, row the boat a - shore, Al - le - lu -

Nan - cy, row the boat a - shore, Al - le - lu -

To - ny, row the boat a - shore, Al - le - lu -

5 0 3 5 | 5 • 3 4 3 | 2 — 1 2 |

ia. Mi - chael, row the boat a - shore, Al - le

ia. Nan - cy, row the boat a - shore, Al - le

ia. To - ny, row the boat a - shore, Al - le

3 — 2 3 2 | 1 0 ||

lu —

ia.

lu —

ia.

lu —

ia.



Learn to Speak

A Dialogue

A: Please help me, Jim.

B: I'm sorry, I can't. I'm writing.

A: Please help me, Susan.

B: OK!

Substitutes: I'm reading. I'm drawing.
I'm watching TV.

Learn to Sing

The More We Get Together

1 = F $\frac{3}{4}$

1 3 5 • 6 | 5 4 3 1 |
The more we get to- geth- er,
1 2 5 | 5 3 1 |
to- geth- er, to- geth- er.

1 3 5 • 6 | 5 4 3 1 |
The more we get to- geth- er,
1 2 5 | 5 1 — |
the strong- er are we.

||: 1 2 5 | 5 3 1 :||
I help you. You help me.

1 3 5 • 6 | 5 4 3 1 |
The more we get to- geth- er,
1 2 5 | 5 1 — ||
the strong- er are we.

Advanced Material

A Joke

A: What is the difference between lightning and electricity?

B: You don't have to pay for lightning.





Learn to Speak

A Rhyme

One, two,
How do you do!
Three, four,
Open the door.
Five, six,
Pick up sticks.
Seven, eight,
Close the gate.
Nine, ten,
Stop my hen.

Learn to Sing

1 = F 4/4

Ten Little Indians

1 1 1 1 1 1 | 3 5 5 3 1 | 2 2 2 2 2 2 2 |
One lit - tle, two lit - tle, three lit - tle In - dians, four lit - tle, five lit - tle,
Ten lit - tle, nine lit - tle, eight lit - tle In - dians, sev - en lit - tle, six lit - tle,
7 2 2 7 5 | 1 1 1 1 1 1 1 | 3 5 5 3 1 |
six lit - tle In - dians, sev - en lit - tle, eight lit - tle, nine lit - tle In - dians,
five lit - tle In - dians, four lit - tle, three lit - tle, two lit - tle In - dians,
2 2 2 5 5 | 1 — — 0 ||
ten lit - tle In - dian boys.
one lit - tle In - dian boy.


Advanced Material A Rhyme

May

In the merry month of May,
All the little birds are gay.
They all hop and sing and say:
“ Winter days are far away,
Welcome, welcome, merry May! ”

In the merry month of May,
All the pioneers are gay.
They all dance and sing and say:
“ Winter days are far away,
Welcome, welcome, First of May! ”





Learn to Speak

A Riddle

I can sing,
I can fly,
I have a nest,
What am I ?
I am _____ .

Learn to Sing

1 = F 2/4

Oh Bee !

$\underline{5}$ | 3 • $\underline{1}$ | $\underline{5}$ • $\underline{1}$ | $\underline{6}$ $\underline{6}$ $\underline{6}$ $\underline{6}$ |

Oh Bee! Oh Bee! You're happy as can
Me! Oh Me! I want to be a

2 • $\underline{1}$ | $\underline{7}$ $\underline{7}$ $\underline{7}$ $\underline{7}$ | $\underline{7}$ $\underline{7}$ $\underline{6}$ |

be. You dance a-mong the flowers. Oh
bee. I want to taste the honey. Oh

$\underline{5}$ $\underline{5}$ $\underline{6}$ $\underline{7}$ | 1. 1 • $\underline{5}$:|| 2. 1 — ||

bee bee bee bee bee! Oh me!
me me me me



Advanced Material

A Tongue Twister

How much wood would a woodchuck chuck if a woodchuck could
chuck wood? He'd chuck as much wood as a woodchuck could
if a woodchuck could chuck wood.



Learn to Speak

A Rhyme

Mr Brown, Mr Brown!
Are you going down to town?
Could you stop
And take me down?
Thank you kindly,
Mr Brown.

Learn to Sing

1 = G 4/4

Who Can Go ?

1 | 1 2 3 1 1 | 1 • 2 3 1 |

The bus is wait - ing. The bus is wait - ing.

3 4 5 — | 3 4 5 — |

Who can go?


Who can go?

5 6 5 4 3 1 | 5 6 5 4 3 1 |

I am com - ing. I am com - ing.

1 5 1 — | 1 5 1 • ||

I can go. I can go.



Advanced Material

A Joke

Teacher: (Looking through Teddy's homework)
I wonder how one person could
make so many mistakes.

Teddy: It wasn't one person, sir.
Father helped me.



Learn to Speak

A Dialogue

A: It's my birthday today.

B: Oh, happy birthday.

A: Thank you.

B: How old are you now?

A: I am eight, and you?

B: I am eight, too.

Substitutes: I'm nearly ten

I just turned seven

Learn to Sing

1 = F 2/4 Happy Birthday

$\dot{5}$ $\dot{6}$ | $\dot{5}$ 1 | $\dot{7}$ — | $\dot{5}$ $\dot{6}$ |
 Happy birth - day to you. Happy birth -
 $\dot{5}$ 2 | 1 — | $\dot{5}$ 5 | 3 1 |
 day to you. Happy birth - day my
 $\dot{7}$ $\dot{6}$ • | 4 3 | 1 2 | 1 — ||
 dear friend, happy birth - day to you.

Advanced Material


A Riddle

Our little John

Has a wooden shirt on

And a long, sharp nose.

He leaves his mark wherever he goes.



Learn to Speak

A Rhyme

Star light, star bright,
The first star I see tonight,
I wish I may, I wish I might,
Have the wish I wish tonight.

Learn to Sing

Twinkle, Twinkle, Little Star

1 = $\sharp C$ 4/4

1	1	5	5		6	6	5	—	
Twin - kle, twin - kle, lit - tle star,									
4	4	3	3		2	2	1	—	
how I won - der what you are!									
5	5	4	4		3	3	2	—	
Up a - bove the world so high,									
5	5	4	4		3	3	2	—	
like a dia - mond in the sky.									
1	1	5	5		6	6	5	—	
Twin - kle, twin - kle, lit - tle star,									
4	4	3	3		2	2	1	—	
how I won - der what you are!									

Advanced Material

A Joke

Teacher: When was Rome built?

Pupil: At night.

Teacher: Who told you that?

Pupil: You did. You said Rome
wasn't built in a day.