

义务教育课程标准实验教材

人民教育出版社授权  
配人教版教材使用

# Go for it

## 英语新目标

# 习题精选

七年级上

Selected Exercises  
for *Go for it*

主 编 钟浣华

浙江教育出版社



# Go for it

英语新目标

## 习题精选

七年级上

主编 钟浣华

编写 胡慧华

汤珏弘

金红音

张 锴

倪丽洁

周丽亚

朱 蕾

浙江教育出版社

---

**图书在版编目(CIP)数据**

英语习题精选. 七年级. 上/钟浣华编. —杭州:浙江教育出版社, 2005. 7 (2006 年. 重印)

义务教育课程标准实验教材. 配人教社教材  
ISBN 7-5338-5852-2

I. 英... II. 钟... III. 英语课—初中—习题  
IV. G634.415

中国版本图书馆 CIP 数据核字(2005)第 062143 号

---

责任编辑: 扈铁军

责任校对: 雷 坚

美术编辑: 韩 波

责任印务: 吴梦菁

---

**义务教育课程标准实验教材  
英语习题精选**

**七年级上**

2005 年 7 月第 1 版 钟浣华

主编

2006 年 6 月第 2 次印刷 浙江教育出版社

出版

浙江省新华书店集团有限公司

发行

杭州兴邦电子印务有限公司

图文制作

富阳美术印刷有限公司

印刷

开本: 787 × 960 1/16

印张: 6.25

字数: 130 000

印数 32001 - 56000

ISBN 7-5338-5852-2/G · 5822

定价: 6.80 元

联系电话: 0571-85170300-80928

e-mail: zjjy@zjcb.com

网址: www.zjeph.com

## 编写说明

《英语(新目标)习题精选》七年级上册是配合最新出版的人民教育出版社与美国汤姆森学习出版集团有限公司合编的《义务教育课程标准实验教科书英语(新目标)》七年级上册编写的同步辅导用书。全书共分 12 个单元,单元设置与课文完全相同。每一单元主要包括以下 3 部分内容:

一、交际用语导学。这一部分列出该单元内新出现的口头交际用语,并加以分析、举例,便于学生掌握、使用。

二、重点难点解析。这一部分简明扼要地对该单元内的重点、难点进行分析、讲解,帮助学生加深对课文的理解,使学生对所学知识能举一反三,触类旁通。

三、单元习题精选。这一部分分为 A 组题和 B 组题。A 组题是基础题,习题紧扣该单元内的知识点,目的是检测学生对课文内容的掌握情况;B 组题为综合题,习题设计虽然源于该单元的知识点,但摆脱了纯语言的机械操练,着重训练学生综合应用英语的能力。

本书的前身是《初中英语习题精选》。该书自 1999 年出版以来,深受读者欢迎。此次根据《英语(新目标)》教材重新编写,一方面删除了一些陈旧的题型,减少了枯燥的机械性的训练题;另一方面对 A 组题和 B 组题中的部分习题根据知识点、难易度等作了适当的调整,增加了如任务型阅读等新题型。总之,新的版本在保留原书的风貌的基础上更具实用性、针对性和科学性。

本书由安吉路实验学校钟浣华老师主编。参加编写的老师有:胡慧华、金红音、倪丽洁、汤珏弘、张镡、周丽亚、朱蕾。

本次印刷时,对个别差错作了校正。

编者

2006 年 6 月



## 目 录

Starter	Units 1 – 3	1
Unit 1	My name's Gina.	6
Unit 2	Is this your pencil?	10
Unit 3	This is my sister.	14
Unit 4	Where's my backpack?	19
Unit 5	Do you have a soccer ball?	24
Unit 6	Do you like bananas?	28
Review of units 1 – 6		33
Mid-term examination		38
Unit 7	How much are these pants?	44
Unit 8	When is your birthday?	49
Unit 9	Do you want to go to a movie?	54
Unit 10	Can you play the guitar?	59
Unit 11	What time do you go to school?	64
Unit 12	My favorite subject is science.	69
Review of units 7 – 12		74
Final examination		79
Tapescripts and key		86

## Starter Units 1 - 3

### 交际用语导学

1. Good morning! 早上好!  
常见的问候用语。美国人更喜欢用 Morning. 来问候要好的熟人或朋友。同类表达还有:  
Good afternoon! 下午好!  
Good evening! 晚上好!  
Good night! 晚安!
2. — How are you? 你好吗?  
— I'm fine, thank you. 我很好, 谢谢。  
这是熟人之间常用的寒暄语, 有时并非真的询问对方的身体状况。“谢谢”是英语里使用频率最高的句子之一, 当别人为你做了事, 甚至是家人之间被认为理所应当的事, 都应当说声“谢谢”。
3. Spell it, please. 请把它拼写一下。  
please 可以放在句子的前面或后面来表示请求、劝告, 或者使语气更委婉和客气。所以这个句子可改写为: Please spell it. 但 please 位于句子末尾时, 应该用逗号将它与句子隔开。

### 重点难点解析

1. Good morning, Helen! 海伦, 早上好!  
英语和汉语的语序有时不同, 汉语习惯将称呼语放在前面, 英语却相反。
2. — How are you? 你好吗?  
— I'm fine, thank you. / I'm OK, thanks.  
我很好, 谢谢。  
am, is, are 用在一些代词或名词后可以缩写成 'm, 's, 're 的形式。如: I 后跟 am, 第三

人称单数主语后跟 is, 复数主语后跟 are。  
I'm OK. 相当于 I'm fine. 也是 How are you? 的常用答语。OK 可以表示赞成、赞赏或允许、同意别人做某事, 意思是“好, 对, 行, 可以”。

Thanks 与 Thank you 意思相同, 表示感谢, 但不可以说: Thanks you。

3. — What's this in English? 这用英语怎么说?  
— It's a map / an orange. 它是地图/橘子。  
in English 意为“用英语”, 这里的“in”表示“用……”, 又如: in Chinese, 用汉语。  
在对“What's this/that?”这样的句型作答时, 一般用 It's a / an..., 以避免重复使用 this/that. it's 是 it is 的缩写形式。  
a/an 是不定冠词, 英语中特别强调冠词的使用。可数名词的单数形式前面一定要加冠词 a/an。如果不定冠词后面紧跟的那个单词的第一个音素是以辅音音素开头的, 就加 a, 如果以元音音素开头, 则加 an。比如: a pen, an English pen, There is an “m” in “map”。

4. — What color is it? 这是什么颜色?  
— It's red. / It's black and white. 红色/黑白相间。

what color 常用来询问东西的颜色, 注意下面的两个句子:

The pen is green. This is a blue pen.

一般表示颜色的词前不加冠词 a/an/the, 但如果该词在句中作为形容词修饰单数的可数名词时, 就需要在前面加上冠词。

表示颜色的词之间可以用 and 连接, 用于描述不止一种颜色的物体。



单元习题精选

A 组 (50 分)

一、写出 5 个元音字母的大小写。(2 分)

二、写出下列字母的大写或小写形式。(3 分)

e	m	j	o	x	r
G	D	B	F	s	h
T	A	I	K	N	U
w	y	p	q	V	L

三、写出下列名词的英语缩写形式。(5 分)

- 中央电视台
- 不明飞行物
- 联合国
- 英国广播公司
- 千克
- (美国)全国篮球协会
- 肯德基
- 激光唱片
- 硬黑(铅笔芯)
- 中号(衣物)

四、如果数字 1~26 代表 26 个字母,请根据下列数字写出单词的大小写形式。(5 分)

- 8—9
- 13—1—16
- 11—5—25
- 16—5—14
- 15—11

五、下面是波士顿中学初一新生奖学金获得者的名单,请按男生、女生及首字母在字母表中的顺序重新排列。(6 分)

Grace, Dale, Alice, Eric, Cindy, Helen, Bob, Frank, Mary, Amy, Jim, Mike, John, Sarah

Girls' name

Boys' name

六、请将 26 个字母按所含元音音素归类。(7 分)

Aa	
Bb	Cc
Ff	Ll
Ii	
Qq	Uu
Rr	
Oo	

七、哪些颜色在一起能调出新的颜色?(4 分)

- white + red =
- black + white =
- red + = orange
- + red = purple

八、补全对话。(8 分)

- Hello!  
—
- Good morning!  
—
-

— Good afternoon!

4. — \_\_\_\_\_!

— Good evening!

5. — How are you?

— \_\_\_\_\_.

6. — \_\_\_\_\_?

— It's a key.

7. — \_\_\_\_\_?

— It's white.

8. — What's that in English?

— \_\_\_\_\_ a jacket.

### 九、单项填空。(10分)

1. — Hi!

— \_\_\_\_\_

A. How are you?

B. I'm Helen.

C. Hi!

2. — Good night!

— \_\_\_\_\_

A. Yes, I'm fine.

B. Good night!

C. Good evening.

3. — Spell the word, please!

— \_\_\_\_\_

A. It's a pencil.

B. Yes, it is.

C. K—E—Y.

4. — What's this in English?

— \_\_\_\_\_

A. OK.

B. It's an map.

C. It's an orange.

5. — What's that?

— \_\_\_\_\_

A. This is a ruler.

B. It's yellow.

C. It's "S".

6. — What color is the orange?

— It's \_\_\_\_\_.

A. orange B. an orange C. OK

7. I \_\_\_\_\_ fine. Gary \_\_\_\_\_ fine, too.

A. is, is B. am, am C. am, is

8. — What's this?

— It's \_\_\_\_\_ red and white coat.

A. / B. a C. an

9. — Hi, Eric, \_\_\_\_\_ are you?

— Fine, thanks. And you?

A. what B. what's C. how

10. — \_\_\_\_\_

— OK. C-A-T.

A. How are you?

B. Spell it, please.

C. What's this?

### B组(50分)

一、找出每组字母或单词中所含元音的发音与其他两个不同的选项。(5分)

1. \_\_\_\_\_ A F H

2. \_\_\_\_\_ B E U

3. \_\_\_\_\_ S O M

4. \_\_\_\_\_ I R Y

5. \_\_\_\_\_ C V W

6. \_\_\_\_\_ fine this white

7. \_\_\_\_\_ Frank Grace Dale

8. \_\_\_\_\_ OK orange hello


9. \_\_\_\_\_ pen red green

10. \_\_\_\_\_ am and name





二、看图、填空,完成对话。(6分)



1. A: Good \_\_\_\_\_, Dale!  
B: \_\_\_\_\_, Bob!
2. A: \_\_\_\_\_ this in English?  
B: It's \_\_\_\_\_.  
A: \_\_\_\_\_ it, please!  
B: OK, O-R-A-N-G-E.
3. A: \_\_\_\_\_ is the quilt?  
B: \_\_\_\_\_ white.

三、请找出每小题画线部分的一处错误,并在横线上写出正确答案。(10分)

1. — Sit down, please.  
A B  
— Thanks you very much. ( )  
C D
2. — Good morning. I'm Liu Fang.  
A B  
— Good afternoon, Miss Liu.  
C D
3. — What is "Z"? — It is blue.  
A B C D  
( )
4. — How are you? — How are you?  
A B C D  
( )
5. What are your name? ( )  
A B C D
6. — Can you spell it, Ann?  
A B  
— Yes, I am. ( )  
C D

7. — What's this? — That is "M".  
A B C D  
( )
8. Are you spell it? ( )  
A B C D
9. — Hi, Mike! How are you?  
A  
— Fine, thank. And you?  
B C D  
( )
10. — How are you? — I OK.  
A B C D  
( )

四、选择所给句子完成对话。(3分)

- A. I don't know. B. It's a dog.  
C. It's blue. D. I'm OK.  
E. Hello! F. Good afternoon!

- ( ) 1. What's this in English?  
( ) 2. How are you?  
( ) 3. Good afternoon!  
( ) 4. Hello!  
( ) 5. What color is the clock?  
( ) 6. Who is that boy?

五、选词填空,每词用一次,注意句子开头字母要大写。(5分)

what morning what's how it it's is  
are I'm you

1. — \_\_\_\_\_ color is the jacket?  
— \_\_\_\_\_ yellow.
2. — \_\_\_\_\_ this in English?  
— It \_\_\_\_\_ an orange.
3. — Good \_\_\_\_\_!  
— Good morning!
4. — \_\_\_\_\_ you?



— \_\_\_\_\_ fine, thanks.

5. Can \_\_\_\_\_ spell it, please?

6. — What's this?

— \_\_\_\_\_ is "Q".

### 六、补全对话。(11分)

Alice: \_\_\_\_\_ 1 \_\_\_\_\_, Frank!

Frank: Hi, Alice. How \_\_\_\_\_ 2 \_\_\_\_\_ you?

Alice: I'm \_\_\_\_\_ 3 \_\_\_\_\_, \_\_\_\_\_ 4 \_\_\_\_\_. And you?

Frank: Me, too. \_\_\_\_\_ 5 \_\_\_\_\_ this in Chinese?

Alice: Er... \_\_\_\_\_ 6 \_\_\_\_\_ Jiao Zi.

Frank: Thank \_\_\_\_\_ 7 \_\_\_\_\_. And what \_\_\_\_\_ 8 \_\_\_\_\_ this?

Alice: It's Nian Gao \_\_\_\_\_ 9 \_\_\_\_\_ Chinese.

Frank: Good! I can say Jiao Zi and Nian Gao. \_\_\_\_\_ 10 \_\_\_\_\_ \_\_\_\_\_ 11 \_\_\_\_\_ are they?

Alice: They are white.

### 七、阅读对话,选择最佳答案。(5分)

Grace: Hello, boys and girls!

Dale: Hello, Grace. How are you?

Grace: I'm OK, thank you. How are you, Eric?

Eric: I'm fine, too. But Cindy is not fine.

Helen: Eric, what color is your new schoolbag?

Eric: It's green and yellow. Is it good?

Helen: Very nice!

Bob: Good morning!

Helen: Good morning! What's this?

Bob: It's my new MP3. It's black.

( ) 1. \_\_\_\_\_ are fine.

A. Dale and Grace

B. Grace and Eric

C. Eric and Cindy

( ) 2. Eric's schoolbag is \_\_\_\_\_.

A. black

B. yellow

C. yellow and green

( ) 3. \_\_\_\_\_ MP3 is black.

A. Helen's B. Eric's C. Bob's

( ) 4. Bob says "\_\_\_\_\_ " to Helen.

A. How are you?

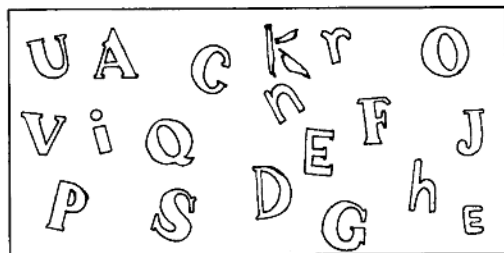
B. Hello!

C. Good morning!

( ) 5. Helen thinks Eric's bag is \_\_\_\_\_.

A. OK B. very good C. not fine

### 八、请按要求给下列字母着色。(5分)



1. Please color A, C, F red.

2. Please color D, G, J yellow.

3. Please color R, U, S blue.

4. Please color K, N, P, Q purple.

5. Please color V, E, H, I green.

## Unit 1 My name's Gina.

## 交际用语导学

1. What's your name? 你叫什么名字?

这个特殊疑问句常用于询问对方的姓名, 回答可以是: My name is... I'm... / I am..., 比如:

— What's your name?

— My name is Jenny. / I'm Jenny.

2. Nice to meet you! 很高兴认识你。

这是初次见面的常用问候语, 回答可以是: Nice to meet you. 或是: Me, too. “我也一样。”如果是老朋友见面, 还可以说: Nice to see you, too.

## 重点难点解析

1. — What's his name? 他叫什么名字?

— His name is... 他叫……

代词就是代替名词、形容词或数词的词, 用于指代人称和事物。目前我们学了人称代词和物主代词。

- 表示“我(们)、你(们)、他(们)/她(们)/它(们)”的词是人称代词。人称代词有人称、数和格之分。

	单数		复数	
	主格	宾格	主格	宾格
第一人称	I	me	we	us
第二人称	you	you	you	you
第三人称	he/she/it	him/her/it	they	them

- 物主代词是表示所有关系的代词。物主代词可分为形容词性物主代词和名词性物主代词两种。物主代词在使用时要注意与主语之间的人称呼应, 比如: Jim is a boy. His

telephone number is 546-25.

形容词性物主代词	名词性物主代词
单数/复数	单数/复数
第一人称 my / our	mine / ours
第二人称 your / your	yours / yours
第三人称 his / her / its / their	his / hers / its / theirs

2. What's her family / first name?

她的姓/名是什么?

英美人姓名的构成顺序与汉语习惯不同, 他们是名字在前, 姓氏在后。比如: Jim Green 的 Jim 是名, Green 是姓。Nick Hand 的 Nick 是名, Hand 是姓。

## 单元习题精选

## A 组 (50 分)

- 一、Gina 把通讯簿弄丢了, Alan 在电话中告诉她朋友们的电话号码, 请你帮 Gina 记录下这些号码。(8 分)

- Tony's number is four five three six two.
- Tom's number is seven two one seven nine.
- Jenny's number is eight five four three one.
- Mary's number is nine five two nine zero.

Name	Telephone number

- 二、写出下列单词所含的字母数, 并根据在词典里出现的顺序将它们排列起来。首字

母相同的单词按第二个字母的顺序排列，依此类推。(14分)

1. map three
2. orange \_\_\_\_\_
3. OK \_\_\_\_\_
4. key \_\_\_\_\_
5. quilt \_\_\_\_\_
6. evening \_\_\_\_\_
7. ruler \_\_\_\_\_
8. clock \_\_\_\_\_
9. card \_\_\_\_\_
10. telephone \_\_\_\_\_
11. zero \_\_\_\_\_
12. morning \_\_\_\_\_

三、下面是一些英文的姓和名，请根据首字母的顺序将它们归类。(5分)

Linda, Jim, Green, Brown, Alan, Miller, Hand, Smith, Nick, Gina

First Name

Family Name

_____	_____
_____	_____
_____	_____
_____	_____
_____	_____
_____	_____

四、写出下列缩略词的完全形式。(5分)

1. what's \_\_\_\_\_
2. I'm \_\_\_\_\_
3. it's \_\_\_\_\_
4. you're \_\_\_\_\_
5. she's \_\_\_\_\_

五、模仿例句改写句子。(6分)

1. Lucy: This is my key.

It is her key.

2. Gina: This is my ID card.

3. Alan: This is my telephone number.

4. Tony: This is my CD.

5. Linda: \_\_\_\_\_  
It's her English book.


6. Nick: \_\_\_\_\_  
It's his jacket.

六、选择方框中的句子完成对话。(6分)

- A. It's black.
- B. It's a banana.
- C. My name is Peter Hall.
- D. I'm fine, thank you.
- E. His English name is Barry.
- F. Her telephone number is 8570-4321.

- ( ) 1. What's Mary's telephone number?
- ( ) 2. What's your name, please?
- ( ) 3. How are you?
- ( ) 4. What color is your cat?
- ( ) 5. What's this in English?
- ( ) 6. What's his English name?

七、看图填空，每空一词。(6分)



1. — What's this in English?  
— It's \_\_\_\_\_.
2. — What's the \_\_\_\_\_ name?  
— \_\_\_\_\_ name is Lucy.
3. — What's the boy's name?  
— \_\_\_\_\_ is Bob.

B 组 (50 分)

一、用英语写出下列数学算式。(5 分)

- $5 + 2 = 7$  Five and two is seven.
- $3 + 6 = 9$  \_\_\_\_\_
- $1 + 4 = 5$  \_\_\_\_\_
- $7 + 0 = 7$  \_\_\_\_\_
- $6 + 2 = 8$  \_\_\_\_\_

二、选择所给句子填空,完成对话。(5 分)

- A. I'm fine, too.  
B. My name is Nick Miller.  
C. Fine, thank you. How are you?  
D. My telephone number is 240-566.  
E. My name is Jim Green. What's your name?

■ Hello, what's your name?

■ 1 \_\_\_\_\_

■ 2 \_\_\_\_\_

■ How are you, Nick?

■ 3 \_\_\_\_\_

■ 4 \_\_\_\_\_

■ What's your telephone number?

■ 5 \_\_\_\_\_

三、对下列句子的画线部分提问。(5 分)

- Her name is Lisa King.  
\_\_\_\_\_
- My jacket is green and white.  
\_\_\_\_\_
- This is an orange.  
\_\_\_\_\_
- His telephone number is 200-468.  
\_\_\_\_\_
- Nick is very fine.  
\_\_\_\_\_

四、单项填空。(10 分)

- \_\_\_\_\_  
— It's 3367001988502.  
A. What's this in English?  
B. What color is it?  
C. What is your ID number?
- Spell it, please!  
— \_\_\_\_\_  
A. Yes, I'm fine.  
B. OK. C-A-R-D.  
C. Thank you.
- Jane is a girl. \_\_\_\_\_ family name is Read.  
A. My B. Her C. Your
- \_\_\_\_\_ is this in English?  
— It's a TV.  
A. What B. What's C. How
- My name is Ken Clark. Ken is my \_\_\_\_\_ name and Clark is my \_\_\_\_\_ name.  
A. family, first  
B. last, first  
C. first, family
- What color is the orange?  
— It's \_\_\_\_\_.  
A. orange B. an orange C. OK
- How \_\_\_\_\_ you and how \_\_\_\_\_ Bob?  
A. are, are B. are, is C. is, are
- Five and \_\_\_\_\_ is nine.  
A. six B. zero C. four
- Hi, my name is Eric.  
— Hi, \_\_\_\_\_.  
A. my name Jenny  
B. I am Jim  
C. I name is Frank



10. — What's his name?

— \_\_\_\_\_ name is Tony.

A. Her      B. My      C. His

五、选词填空,句首的字母要大写。(6分)

it, it's, what, is, are, his, her, your

1. Henry is an English boy. \_\_\_\_\_ family name is Smith.

2. — \_\_\_\_\_ is this in English?

— \_\_\_\_\_ a telephone book.

3. — \_\_\_\_\_ that a school?

— No, \_\_\_\_\_ isn't.

4. — How \_\_\_\_\_ Lucy and Lily?

— Fine.

5. Han Mei's case is black, and \_\_\_\_\_ clock is black, too.

6. — What's \_\_\_\_\_ ID card number?

— It's 35567842079.

六、根据汉语补全句子。(9分)

1. 这个女孩叫做琳达,她的电话号码是 872-315。

This \_\_\_\_\_ is Linda. \_\_\_\_\_ telephone \_\_\_\_\_ is 872-315.

2. 这个英国男孩姓格林,名叫汤姆。

\_\_\_\_\_ is an \_\_\_\_\_ boy. \_\_\_\_\_ family name is Green. \_\_\_\_\_ his \_\_\_\_\_ name is Tom.

3. — 这个橘子是什么颜色啊?

— 绿色。

— \_\_\_\_\_ is this orange?

— It's \_\_\_\_\_.

4. — 这个男孩叫什么名字?

— 他叫托尼。

— \_\_\_\_\_ the boy's name?

— \_\_\_\_\_ name \_\_\_\_\_ Tony.

5. — 这是什么字母?

— 它是“V”,它是红色的。

— What \_\_\_\_\_ this?

— \_\_\_\_\_ “V”. It's \_\_\_\_\_.

七、完形填空。(10分)

D: Hello, Michael! My name is Dan.

M: \_\_\_\_\_ 1 \_\_\_\_\_, Dan.

D: How are \_\_\_\_\_ 2 \_\_\_\_\_?

M: \_\_\_\_\_ 3 \_\_\_\_\_, thanks. This \_\_\_\_\_ 4 \_\_\_\_\_ my son.

D: Oh, what's \_\_\_\_\_ 5 \_\_\_\_\_ name?

M: His name is Alan. And this is \_\_\_\_\_ 6 \_\_\_\_\_ wife.

\_\_\_\_\_ 7 \_\_\_\_\_ 8 \_\_\_\_\_ name is Jane.

D: \_\_\_\_\_ 9 \_\_\_\_\_ her family name?

M: Jones.

D: Thanks very \_\_\_\_\_ 10 \_\_\_\_\_.

1. A. OK      B. Fine      C. Hello

2. A. I      B. you      C. she

3. A. I'm      B. Very much      C. Fine

4. A. is      B. am      C. are

5. A. your      B. her      C. his

6. A. my      B. your      C. her

7. A. My      B. Her      C. His

8. A. first      B. family      C. last

9. A. What      B. How      C. What's

10. A. too      B. much      C. OK

## Unit 2 Is this your pencil?

### 交际用语导学

- How do you spell...? 你怎样拼写……?  
这是一个特殊疑问句,回答时只要将单词按字母顺序拼读出来即可。我们学过的句子:Spell it, please. 是一个祈使句,表示请求/要求别人拼出某一单词。
- Here you are. 给你。  
这是将某物交给某人的常用语。我们还可以说:Here it is. / Here they are. 前者表示对方所要的东西为单数,后者表示复数。

### 重点难点解析

- Is this / that your pencil?  
这/那是你的铅笔吗?  
这是一般疑问句,肯定回答为 Yes, it is. 否定回答为 No, it isn't. 其中 this / that 是指示代词。this 一般指离说话人较近的人或物,that 则指离说话人较远的人或物。
- I'm looking for my watch. 我在找我的手表。  
I can't find it anywhere. 我哪儿也找不到。  
短语 look for 意思是“寻找”,强调“找”的动作及过程;find 意思是“找到,发现”,强调动作的结果。比如:  
The boy is looking for the key to his bike.  
那个男孩在找他的自行车钥匙。  
He can't find the keys in his room.  
他在房间里找不到他的钥匙。
- Lost & Found 失物招领  
这是公共场所的失物招领处。失主可以直接与之联系。
- Call Alan at 495-3539.

打电话 495-3539 与艾伦联系。

call 动词,打某个电话号码或打电话给某人。比如: Please call 685-6034. Please call Mary. call 还可以做名词使用,比如: give a call to sb. 给某人打电话。

- A set of keys. 一串钥匙。  
a set of “一套,一副”,常与下列名词连用:  
a set of rules 一套规则; a bedroom set 成套卧室家具; a set of books 一套书。

### 单元习题精选

#### A 组 (50 分)

#### 一、重新排列所给字母,填空,完成句子。(7 分)

- What's this? (rarese)  
— It's an \_\_\_\_\_.
- My \_\_\_\_\_ is green. (lurer)
- That isn't his \_\_\_\_\_. (koonbte)
- Is this her \_\_\_\_\_? (yek)
- No, it isn't.
- Is this your \_\_\_\_\_? (bbaasell)
- Yes, it is.
- That is Kelsey's \_\_\_\_\_. (inrg)
- It's a nice and new \_\_\_\_\_. (tahcw)

#### 二、从括号里选择恰当的词填空。(5 分)

- \_\_\_\_\_ this? (What; What's)  
— \_\_\_\_\_ a backpack. (It; It's)
- \_\_\_\_\_ is that? (What; What's)  
— \_\_\_\_\_ is a pencil sharpener. (It; It's)
- \_\_\_\_\_ this a ruler? (It; Is)  
— Yes, \_\_\_\_\_ is. (it; is)
- Is that \_\_\_\_\_ eraser? (a; an)

— No, it \_\_\_\_\_. (is; isn't)

5. — Is this \_\_\_\_\_ dictionary? (my; your)

— \_\_\_\_\_, it's my dictionary. (Yes; No)

### 三、写出下列词语的缩略形式。(5分)

1. what is \_\_\_\_\_

2. is not \_\_\_\_\_

3. I am \_\_\_\_\_

4. you are \_\_\_\_\_

5. she is \_\_\_\_\_

### 四、单项填空。(10分)

1. — \_\_\_\_\_ that your eraser?

— Yes, it is my eraser.

A. It      B. It's      C. Is

2. — \_\_\_\_\_

— I-D-C-A-R-D.

A. What's this?

B. Spell it, please!

C. Good evening!

3. Is this your notebok? Please \_\_\_\_\_  
7034 443.

A. ask      B. do      C. call

4. That set of \_\_\_\_\_ in the case is Tony's.

A. a key      B. key      C. keys

5. — Is this his computer game?

— \_\_\_\_\_

A. No, it isn't my computer game.

B. Yes, it is her computer game.

C. No, it is her computer game.

6. — \_\_\_\_\_ is the book?

— It's white.

A. What

B. What's

C. What color

7. What's this \_\_\_\_\_ English?

A. at      B. in      C. on

8. Three and five is \_\_\_\_\_.

A. six      B. seven      C. eight

9. Look! That's a \_\_\_\_\_ case!

A. lost and found

B. lose and found

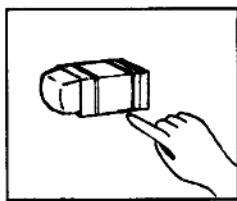
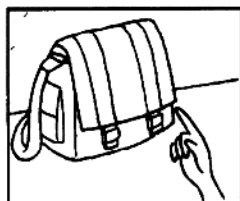
C. lose and find

10. — Is Mike \_\_\_\_\_ name?

— No, his name is Alan.

A. your      B. my      C. his

### 五、看图填空,每空一词。(23分)


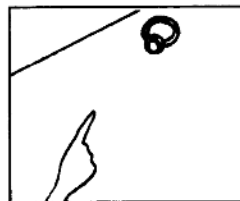


1. — What's this in English?

— It's \_\_\_\_\_.

2. — \_\_\_\_\_ this \_\_\_\_\_ English?

— It's \_\_\_\_\_.


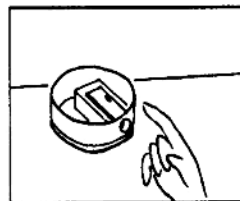


3. — What's that in \_\_\_\_\_?

— It's \_\_\_\_\_.

4. — What's \_\_\_\_\_ in English?

— It's \_\_\_\_\_.






5. — Is this \_\_\_\_\_?

— Yes, \_\_\_\_\_ is.

6. — \_\_\_\_\_ this a ruler?

— \_\_\_\_\_, it \_\_\_\_\_. It's \_\_\_\_\_.



7. — Is that his \_\_\_\_\_?

— No, it isn't. It's \_\_\_\_\_.

8. — Is \_\_\_\_\_ your \_\_\_\_\_?

— No, it isn't. It's \_\_\_\_\_.

### B 组 (50 分)

一、篮球比赛结束后,队员到 Tina 这里拿自己的衣物。请将表格中的字母重新排序,组成单词,然后完成对话。(10 分)

Mike	Jim	Tom	Alan	Bob
bbaesall	eky	tawhc	enp	cidard

Tina: Mike, is this your *baseball*?

Mike: Yes, it is.

Tina: Jim, \_\_\_\_\_?

Jim: Yes, \_\_\_\_\_.

Tina: \_\_\_\_\_, \_\_\_\_\_?

Tom: \_\_\_\_\_, \_\_\_\_\_.

Alan: Is that my pen?

Tina: \_\_\_\_\_, \_\_\_\_\_. Here you are.

Bob: \_\_\_\_\_?

Tina: Yes, it is.

### 二、根据汉语完成句子。(5 分)

1. 这个用英语怎么说?

\_\_\_\_\_ this in \_\_\_\_\_?

2. 对不起,这是你的电话号码吗?

\_\_\_\_\_ me, is this \_\_\_\_\_?

3. 请拼写一下“棒球”。

Please \_\_\_\_\_ “\_\_\_\_\_”.

4. 这是他的笔记本吗?

\_\_\_\_\_ his \_\_\_\_\_?

5. 请打电话 604-304 给玛丽。

Call Mary \_\_\_\_\_ 604-304, \_\_\_\_\_.

### 三、根据要求改写句子。(7 分)

1. This is a pencil case. (对画线部分提问)

\_\_\_\_\_?

2. That is her pencil. (改为一般疑问句)

\_\_\_\_\_ her \_\_\_\_\_?

3. That is my computer game. (改为一般疑问句)

\_\_\_\_\_ computer game?

4. Is this his notebook? (给出否定回答)

\_\_\_\_\_, \_\_\_\_\_.

5. Her pen is black. (对画线部分提问)

\_\_\_\_\_ is her pen?

### 四、选择所给句子填空,完成对话。(5 分)

A. Is this your phone?

B. Good morning!

C. What's your name?

D. What's your telephone number?

E. Nice to meet you.

■ Good morning!

■ 1 \_\_\_\_\_

■ 2 \_\_\_\_\_

■ My name is Kelsey Smith.