

义务教育课程标准实验教材

每课一练

MEIKEYILIAN

小学英语 六年级 

浙江少年儿童出版社



新课标
NEW

R

图书在版编目(CIP)数据

每课一练. 小学英语. R 版. 六年级. 上册/吴晓梅
主编. —杭州:浙江少年儿童出版社, 2005.7(2006.7 重印)
义务教育课程标准实验教材
ISBN 7-5342-3584-7

I.每... II.吴... III.英语课—小学—习题
IV.G624

中国版本图书馆 CIP 数据核字(2005)第 054169 号

责任编辑 吴云琴

封面设计 陈 敏

书 名 义务教育课程标准实验教材 每课一练 英语 六年级上册(R 版)

主 编 吴晓梅

编 写 方 琳 孟 琦

出 版 浙江少年儿童出版社(杭州天目山路 40 号)

印 刷 金华南方彩印厂

发 行 浙江省新华书店集团有限公司

开 本 787×1092 1/16 印张 4.25 字数 85 千字

版 次 2005 年 7 月第 1 版 2006 年 7 月第 2 次印刷

书 号 ISBN 7-5342-3584-7/G·1855

定 价 6.30 元

如发现印、装质量问题,影响阅读,请与承印厂联系调换

版权所有 翻印必究





编 者 的 话

BIANZHE DE HUA

同学们：

由国家教育部制定的《全日制义务教育英语课程标准》颁布了，依据英语课程标准编写的小学英语教材也已经陆续出版试用了，配合新课标新教材的小学英语《每课一练》也同步出版了。

这一套小学英语《每课一练》共分 8 册，每学期一册。本册供小学六年级第一学期的同学们使用。

本套小学英语《每课一练》具有以下特色：一是与相应教材的教学进程同步，紧扣教学要求和知识训练点安排新颖、精当的习题，每课配一练习，期末配两份综合评价试卷。二是注重同学们的学习兴趣的培养。丛书图文并茂，题型多样。有些题型还设计了专门标志，如  代表合作题，需要与周围的同学合作来完成； 代表可看书听录音磁带来完成的题型； 代表听录音磁带但不可看书来完成的题型； 代表小小回音壁，是一类开放式的题型，旨在培养同学们的主动探究、团结合作的精神。另外每个练习的头上有一列小火车，火车车厢象征 4 种天气情况，做作业时符合当天天气情况的一格或两格请同学们打上“√”。每个练习的左下角或右下角有 3 个动物运动图，分别代表三种力量状态，也代表完成作业的三种成绩，即还行(OK)、好(Good)、很好(Excellent)。做完作业待老师批改或自己对照书末答案后，根据自己作业的完成情况在相应一栏打上“√”，以检验自己的学习质量。

相信同学们会喜欢这套书的。

祝同学们学习不断进步！

2005 年 7 月

METKEYILLAN MULLU

| | | | |
|--------------------|----|--------------------|----|
| Unit 1 | 1 | Part A Two | 26 |
| Part A One | 1 | Part A Three | 27 |
| Part A Two | 2 | Part B One | 28 |
| Part A Three | 3 | Part B Two | 29 |
| Part B One | 4 | Part B Three | 30 |
| Part B Two | 5 | Part C | 31 |
| Part B Three | 6 | Unit 5 | 32 |
| Part C | 7 | Part A One | 32 |
| Unit 2 | 8 | Part A Two | 33 |
| Part A One | 8 | Part A Three | 34 |
| Part A Two | 9 | Part B One | 35 |
| Part A Three | 10 | Part B Two | 36 |
| Part B One | 11 | Part B Three | 37 |
| Part B Two | 12 | Part C | 38 |
| Part B Three | 13 | Unit 6 | 39 |
| Part C | 14 | Part A One | 39 |
| Unit 3 | 15 | Part A Two | 40 |
| Part A One | 15 | Part A Three | 41 |
| Part A Two | 16 | Part B One | 42 |
| Part A Three | 17 | Part B Two | 43 |
| Part B One | 18 | Part B Three | 44 |
| Part B Two | 19 | Part C | 45 |
| Part B Three | 20 | Recycle 2 | 46 |
| Part C | 21 | Assessment 1 | 49 |
| Recycle 1 | 22 | Assessment 2 | 52 |
| Unit 4 | 25 | Keys | 55 |
| Part A One | 25 | | |

Unit 1

ENGLISH

Part A One

1. Look and tick or correct. 下列有的单词和图片对不上号, 请仔细检查, 对的在括号中打“√”, 错的在括号中改写正确的单词。




plane

()



boat

()




subway

()



taxi

()




bus

()




bicycle

()

2.  Look, tick and talk. 旅游公司推出了一些旅行线路, 请你制定一个旅游计划, 并从既经济实惠又游玩舒适的角度来选择交通工具。然后找个同伴说说各自的理由。

| | Hong Kong | West Lake | Great Wall | Canada | Shanghai |
|-----------|-----------|-----------|------------|--------|----------|
| by bus | | | | | |
| by taxi | | | | | |
| by plane | | | | | |
| by ship | | | | | |
| by bike | | | | | |
| by train | | | | | |
| by subway | | | | | |
| on foot | | | | | |

My partner(s) _____



Part A Two

1. Answer the questions. 根据实际情况回答下列问题。

(1) How many students are there in your class?

_____.

(2) How do they go to school?

Some of them go to school _____.

Some of them go to school _____.

(3) How do you go to school?

_____.

2. "How do you go to school?" 下课时找几位同年级其他班的同学问一问,然后将表格填写完整。

| Class | Name | "I go to school" |
|-------|------|-----------------------|
| | | " " |
| | | " " |
| | | " " |
| | | " " |

3. Chant. 读读下面的绕口令,如果有兴趣,你也来编一个。

By Bus or By Train


Do you go to Shanghai by bus or by train?

I go to Shanghai by train, by train.


Do you go to Guangzhou by train or by plane?

I go to Guangzhou by plane, by plane.





Part A Three

1.  Read "Let's read" with your partner(s). 请和你的小伙伴分换角色朗读课本P6的对话。

My partner(s) _____



2. Read carefully. Write "T" for True and "F" for False beside the statements. 仔细阅读下面的短文, 根据内容判断句子的对错。

Going to the zoo

Today is Sunday. Tom is going to the zoo with his best friend, Jack. He puts on his new white T-shirt and yellow cap. He says goodbye to his parents and goes to the bus stop. The bus stop is near his home. He is going to meet Jack there. The zoo is very far but a No.315 bus will take them right there. The children are going to see a lot of animals at the zoo and they are going to have a good time.



- () (1) Tom is going to the zoo today.
 () (2) Tom and his parents are going to the zoo.
 () (3) The zoo is near his home.
 () (4) Tom is going to meet his best friend at the zoo.
 () (5) They will go there by bus.
3. Try to make and write. 请在正确理解上面短文的基础上, 模仿课本 "Let's read", 编写一段两位小朋友出发前的对话。

A: _____

B: _____

A: _____

B: _____


A: _____

B: _____

...

...





b

e

Part B One

1. Find and write. 请你从这个布满字母的表格中找出有相同字母组合的单词,并写下来。

| | | | | | | | | | |
|---|---|---|---|---|---|---|---|---|---|
| N | P | U | R | O | B | I | R | T | C |
| W | Y | E | A | R | E | D | U | H | A |
| G | R | E | E | N | X | V | L | R | T |
| S | I | I | L | B | R | M | E | E | B |
| C | G | M | A | L | N | J | S | E | O |
| H | H | B | F | O | O | T | V | F | X |
| O | P | U | R | O | B | W | R | T | C |
| O | E | P | Q | K | B | A | N | K | G |
| L | A | C | L | I | G | H | T | E | M |
| Y | E | S | T | R | A | F | F | I | C |



(1) _ _ _ _ (2) _ _ _ _ (3) _ _ _ _


(4) _ _ _ _ _ (5) _ _ _ _ _ (6) _ _ _ _ _

2. Look and fill in the blanks. 看下列句子,将题1中你所找到的单词(编号)填入空缺处。

- (1) How do you go to _____?
- (2) _____ right and left before you cross the street.
- (3) The _____ lights are always _____ lights.
- (4) Go at a _____ light.
- (5) Wait at a _____ light.



还行
好
很好



Part B Two

1. 听“Let's talk”的录音,将下面这段对话补充完整后,再朗读两遍。

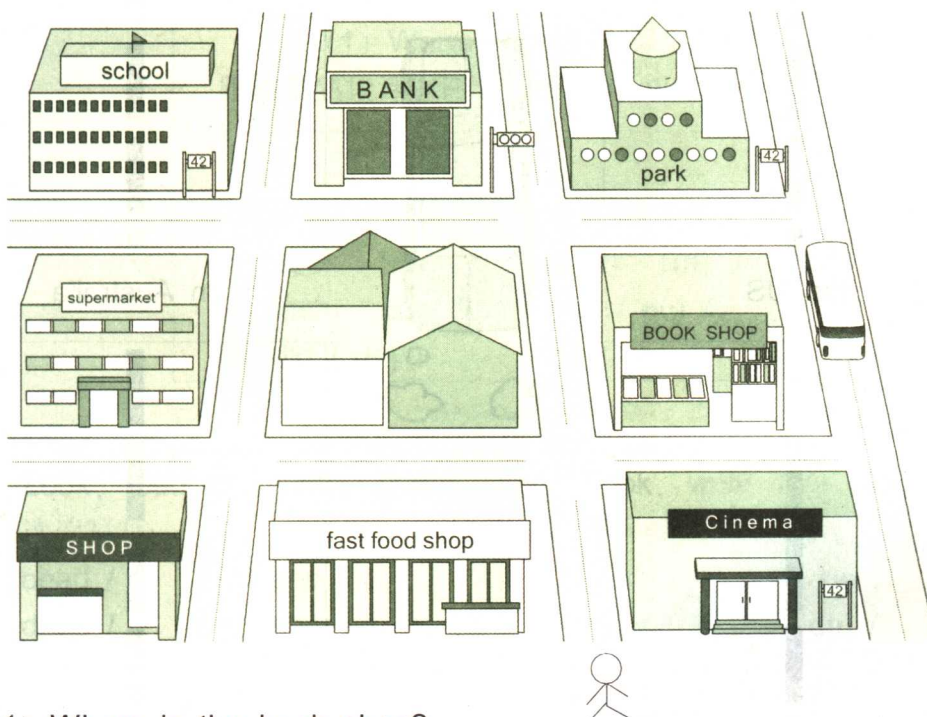
Jim: _____ Zhongshan Park?

Chen: You can go by _____.

Jim: Can I go _____?

Chen: Sure, if you _____. It's not far.

2. Read and write. 读地图,回答问题。



(1) Where is the book shop?


(2) Where is the school?

(3) How can I get to school?

(4) Where is the park?

(5) How can I get there?







Part B Three

1. Read and draw. 读读画画。请再仔细阅读课文中的“Let's read”, 然后根据不同国家的交通规则在画面上添画汽车。


In China



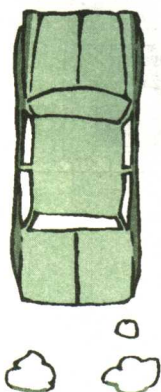

In England



In the US




In Australia



2. Try to know.

游遍美国

你想游遍美国又少花钱,那可以by Greyhound(灰狗巴士),它起源于美国一家长途公共汽车公司,公司将快速奔跑的猎犬greyhound画在车身上,这种长途公共汽车既快又安全。Greyhound穿梭在美国各州,会在一些沿途的小镇稍做停留和休息。游客可以在车厢里睡觉,也可以在沿途的旅馆吃饭、洗澡。对于那些想节省开支的旅游者来说,Greyhound真是一种理想的交通工具!



Part C

1. Do you know?

同学们,从本册书起我们就要开始学习音标了,音标是记录英语发音的符号,就像汉语拼音一样。如单词**knife**(小刀),它的读音是[nɑɪf]。

学好音标有助于单词的记忆和拼写,所以,音标在英语学习中很有用。我们要准确发好每个音标。

2. Pronunciation. 语音练习。

(1) Warm up. 热身。

跟磁带熟读课本P11“Pronunciation”。

(2) Look and read. 看音节,读单词。

| | |
|---------------|-----------------|
| beak / bi:k / | teach / ti:tʃ / |
| teem / ti:m / | peel / pi:l / |
| dig / dɪg / | bin / bɪn / |

(3) Look, read and write. 看看读读写写。


| | | | |
|--------|---|--------|---|
| bead / | / | peep / | / |
| deep / | / | pea / | / |

(4) Look, write and read. 看看写写读读。

| | | | |
|---------|-------|---------|-------|
| / pɪt / | _____ | / tɪp / | _____ |
| / dɪp / | _____ | / dɪd / | _____ |

3. Try to know. 你知道吗?

在生活中,我们每个人都应了解和遵守交通法规。识别交通标志就是前提。除了书中的六个交通标志,我们再来认识几个。再试着用英文写出它们各自的含义。



Unit 2

ENGLISH

Part A One

1. Look, think and write. 模仿范例, 根据所给出的信息写出与之相关的公共场所。

| | | |
|--------|----------|------------|
| clean | doctor | ⇒ hospital |
| letter | green | ⇒ |
| book | quiet | ⇒ |
| Micky | cartoons | ⇒ |

2. Read the words and cancel the different one. 读下列各组单词, 并划去每组中不同类的, 并向同伴说说理由。

- (1) school library bank science museum
 (2) supermarket library bookstore shoe store
 (3) cinema park zoo post office
 (4) library post office hospital cinema

3. Try to know. 你知道吗?

英语中的合成词

同学们, 你们知道吗? 英语中有些单词是由两个单词相加得来的, 也就是说两个单词可以合成一个新词, 如本课中的book(书)+store(店)=bookstore(书店), 现在再来学几个类似的单词吧!

friend(朋友)+ship(轮船)=friendship(友谊)

sun(太阳)+glasses(眼镜)=sunglasses(太阳镜)

sea(大海)+food(食品)=seafood(海鲜, 海产品)


rain(雨)+coat(外衣)=raincoat(雨衣)

super(超级的)+market(市场)=supermarket(超市)


sun(太阳)+day(天)=Sunday(星期日)

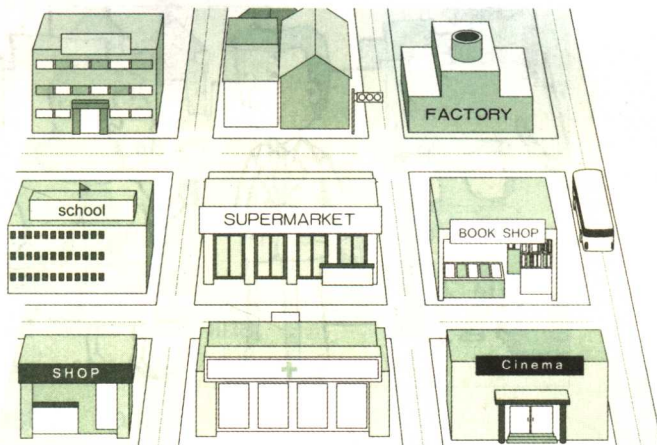
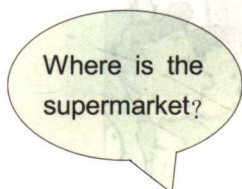
sea(大海)+son(儿子)=season(季节)





Part A Two

1.  Read, say and write. 先与同桌分角色读一读“Let's talk”,再看下图问一问、答一答、写一写。



The supermarket is _____.

The supermarket is _____.

The supermarket is _____.

The supermarket is _____.

The supermarket is _____.


My partner(s) _____

2. Try to know. 英美问路六注意。

在陌生地方,你可能会问路。那么在英美国家问路时应注意些什么呢?

- (1) 一定要有礼貌,最好停下来等候或缓步走向你想问路的人,表情不要太紧张,不要急步向他人走去,否则对方会怀疑你的动机。
- (2) 千万不要伸手搭对方的肩膀或手臂,因为这是不礼貌的行为。
- (3) 问路时要注意同对方保持一定的距离,尤其是向一位女士问路时,尽量不要使用手势。西方人的空间意识较强,陌生人离他们太近会使他们觉得很不自在,甚至觉得是一种威胁。
- (4) 问路时应先说一声“Excuse me.”,这样可以引起对方的注意,又不失礼貌。
- (5) 当你没听清对方的回答时,你可以说“I beg your pardon?” ,礼貌地要求对方重复一遍。
- (6) 问完路后,千万不要忘记向对方说“Thank you.” 只要你记住以上六点,就可以在英美国家畅游无阻了。





Part A Three


1.  下面是一段有关问路的对话,请你和小伙伴合作,表演给班里同学看。



ASKING THE WAY

- A: Excuse me. How can I get to the science museum, please?
 B: You can get there by bus.
 A: Which bus shall I take?
 B: You can take a No.11 or No.28 bus to go to the science museum.
 A: Where's the bus stop of No.11?
 B: Go straight and turn right. You can see the bus stop there. Look, the bus is coming!
 A: Thank you very much. Goodbye!
 B: Bye!

My partner(s) _____

2.  The Echo Wall. 小小回音壁。

同学们对你的评价是:



Excellent!




Good!






OK!





Part B One

1. Look and write. 请你为下面三块交通标示牌配上英语。



2. Read and tick or cross. 读句子, 在括号中用“√”或“×”判断对错。


- | | |
|---|---------|
| (1) Beijing is in the north of China. | () |
| (2) Guangzhou is in the west of China. | () |
| (3) Japan is to the east of China. | () |
| (4) Tokyo is in the east of Japan. | () |
| (5) It is cold in the south. | () |
| (6) The sun rises in the east and sets in the west. | () |

3. Read and draw. 读句子, 画下寻找宝藏经过的路线。

Let's Find the Treasury.

Start from the house in the south. Go Straight. Cross the river. You can see a forest in front of you. A mountain is to the west of the forest. The treasury is in that mountain. Can you find it?





Part B Two

1. Look and write. 根据“Let's talk”中的图,将下列几组对话补充完整。

(1) Amy: Excuse me. Where is the school?

Wu: _____ / _____

(2) Amy: Excuse me. Where is the hospital?


Wu: _____ / _____

(3) Amy: _____?

Wu: It's south of the cinema.

(4) Amy: _____?

Wu: It's north of the school.

2.  Let's talk and play. 找两位小伙伴来练说下面的对话,熟练后表演给班里同学看。

A: Hi! Let's go to the zoo tomorrow.

B: Great! How do we go there?

A: Go by bike?

B: Sure.

A: Excuse me. Where's the toilet, please?

B: The toilet? Er, go straight on, and turn right. Then you can see it.

C: Oh, this way, please. Let me show you.

A: Thank you very much.

BC: That's all right! Welcome to our school!



My partner(s) _____

同学们对你的评价是:




Excellent!



Good!




OK!



Part B Three

1. Read the map and answer. 读地图,并回答。



I am at "A":

- (1) Where is the science museum? _____
- (2) How can I get there? _____
- (3) Where is the supermarket? _____
- (4) How can I get there? _____

2. Try to write an invitation. 试写一封邀请函,请一位朋友参加你的生日聚会,并告诉他/她去你家的路线。

