

义务教育课程标准实验教科书



同步

TONGBU ZUOYEBEN

作业本

英语

五年级上



浙江人民出版社

R

编者的话

新一轮的课程教材改革已经在全国各地实施,为了更好地体现新课程理念,落实教学目标,真正面向全体学生,让他们乐学、会学、自主学、有针对性地学,我们组织参与过新教材实施并具有丰富教学经验的优秀教师编写了这套反思性的《第二课堂·同步作业本》。我们的希望是,学生在课外无需辅导就可以对当天所学知识进行自我反思、自我诊断、自我调节,在掌握所学知识的同时可以增加学习趣味,提高学习能力。

本册英语作业本,紧扣新课程要求,与新教材同步,既重基础又重发展,还特别针对学生作业中易犯的错误进行点拨。每节课一般设置“本课重点”、“基础训练”、“拓展学习”、“啄木鸟会诊”、“学习预报”五大板块。“本课重点”用简短的语句概述本课需要掌握的知识点或本课要求,使学生能迅速把握学习主旨,明确学习目标;“基础训练”强调基础知识的掌握和运用;“拓展学习”是在把握课本内容的基础上,将视角适当延伸至课外;“啄木鸟会诊”则选择与本课内容有关的常见问题,要求学生辨错或纠错;“学习预报”板块提示学生有针对性地预习下一课内容。通过五大板块的设置,学生基本可以在家中依靠本书完成巩固并引申课堂知识的学习步骤,培养更强的学习能力。

本册作业本配合人民教育出版社出版的《义务教育课程标准实验教科书·英语》五年级上册编写而成。参加本册作业本编写的人员有郑文、沈丹莹、李贤艳、金玮。

编者

2006年8月

目 录

CONTENTS



-
- Unit 1 My New Teachers / 1
- Unit 2 My Days of the Week / 14
- Unit 3 What's Your Favourite Food? / 28
- Recycle 1 / 40
- Unit 4 What Can You Do? / 46
- Unit 5 My New Room / 58
- Unit 6 In A Nature Park / 70
- Recycle 2 / 83
- Keys / 90

Unit 1 My New Teachers (1)



本课重点

A. Let's start; Let's learn; Let's find out; Let's sing

1. 能听懂问句: Who's your art teacher? What's he like? 并能做出正确回答。
2. 能够听、说、认读单词 old, short, thin, tall, strong, 并能在上下文中理解其意思。
3. 能够看懂指示语, 并按照指令完成 Let's find out 中的简单任务, 找出正确的画面。
4. 能够听懂、会唱歌曲 "My New Teacher".



基础训练

Read and tick or cross



- ① Look at this old man.
He is fat, but he is very kind.



- ② She's pretty and young.
She likes music.



- ③ My math teacher is very strict.
He is tall and thin.



- ④ This is my brother Tim.
He is funny and naughty.



- ⑤ Look at this strong man.
He is my P.E. teacher.



- ⑥ This is my computer teacher.
He is short and thin.



拓展学习

在英语中,学校不同,“校长”这个表达方式也不同:

小学的校长们通常被称为headmaster,也有被称为head teacher的;

而中学的校长通常叫 principal;

大学的校长则另有其名,人们常常称呼 president。



啄木鸟会诊

我们已经学了不少可以用来描述人的词语。下面,让我们一边整理,一边来复习。

描述人的年纪和身材:young, old, tall, short, thin, slim(苗条的), strong;

形容人的外貌:good-looking(好看的), beautiful, pretty(漂亮的,可爱的),

handsome(英俊的);

形容人的性格脾气:kind, quiet, shy(害羞的), easygoing(宽容的,好脾气的),

! lovely, funny, clever(聪明的), naughty(调皮的)。

相信当你用这些形象生动的词语描述人物时,一定会让你的老师和同学大吃一惊呢!



学习预报

相信每个同学心中都有自己喜欢的老师。你能用英语来描述一下你的老师吗?想听听Amy和Chen Jie 是怎么说的吗? Turn to page 5, Listen and read!

Unit 1 My New Teachers (2)



本课重点

A. Let's try; Let's talk; C. Good to know

1. 听懂、会说: Who's your math teacher? Mr Zhao. What's he like? He's thin and short. He's very kind. 能替换关键词造句并在实际情景中运用自如。
2. 能听懂Let's try部分的录音内容, 完成正确选择图片的练习。
3. 了解中西方国家在称呼人名上的差异。



基础训练

Read and write(根据对话, 选择正确的选项, 并把序号填入相应的对话框)

Hi, John. Who's your new Chinese teacher?

①



②



Is she your sister?

I have a new toy bag.

③



④

He's tall and thin.



A. May I have a look?

B. Mr Black.

C. What's he like?

D. Yes, she is. She's lovely.

拓展学习

A Story of Little Tadpole

She has two big eyes and a big mouth. She's young.




Excuse me. Where's my mom? What's she like?

Sorry. I'm not your mother. She has four legs. She's fat and short.



Are you my mum?

Haha, I'm not your mum. She can jump and she can swim. She likes singing "guagua". Look! She's over there.



Hi, mum!

Oh, my dear baby! I'm so happy to see you.



You're my mother! Oh, I find my mum!



啄木鸟会诊

喜欢这个小蝌蚪找妈妈的故事吗? 它的妈妈究竟是谁呀? Yes, frog(青蛙).

现在就请你试着按照下面的顺序来说一说, 然后把这个有趣的英语故事讲给你的好朋友听, 好吗?

Spring is coming(春天来了). The little tadpole wants to see his mother. But, he has never seen his mother. What's she like? He asks (问) Ms Duck, Miss Fish and Mr Tortoise. They say(说): "She has and ..., She is ...; she has ...; She is ...; She can ... and ..., she likes ..."

Finally(最后), little tadpole finds his mother. Oh, his mother is a frog. The little tadpole is very happy.



学习预报

新学期,Zhang Peng班里来了三位新老师,而且他还有一个小秘密呢!想知道吗?课本P6会告诉你!

Unit 1 My New Teachers (3)

● 本课重点

A. Read and write; Pair work; C. Pronunciation

1. 读懂对话, 并能在情景中熟练运用。
2. 听、说、读、写句子: Who's your English teacher? Mr Carter. What's he like? He's tall and strong.
3. 理解Pronunciation 中字母组合ea, ee, bl和br的发音规则, 能在老师指导下读出含有这些字母组合的单词。

● 基础训练

Look and write



① Hello! Tom! It's sunny and _____ today.

Great! Let's go.

② Can I help you?

Yes, I want that pretty dress.

It's 98 yuan.

Oh, sorry. It's too expensive.



③ Hi, Sarah! Who's this little girl?

She's Ann, my little sister.

Hi, Ann.

I'm five.

④ Look at this picture.

He's my dad.

Wow, he's tall and handsome.





拓展学习

找朋友

例:



blue	sea	shirt
sheep	bread	
eat	brown	black



啄木鸟会诊

有些同学可能觉得,学英语是为了交流。因此,掌握口语是学习英语的“最高境界”。而记单词、背句子则是一件很烦人的事情。

其实,口语固然重要,但听、读、写同样重要。多听是学好英语的前提,而阅读可扩大词汇量和知识面,同时训练思维、理解和概括能力。写作更是综合能力的一种考验。

试想,假如我们在看文章、和别人交谈或者自己写作时,单词不认识、句子写不出,那怎么可能看懂文章、听懂别人的意思?又怎么可能交流和表达自己的思想观点呢?

因此,学习英语应该是全方位的,听、说、读、写一个也不能落下!

有空就写写、背背英语单词和句子吧。今天我们要写的句子你都能正确地拼写出来吗?试试吧!

- ① 你的数学老师是谁? _____
- ② 他长什么样? _____
- ③ 他高大又健壮。 _____



学习预报

下节课我们还会学到更多可以用来描述人的词语,课前预习可以帮助你课堂上出色的表现让大家对你刮目相看呢!

Unit 1 My New Teachers (4)


本课重点

B. Let's learn, Let's chant; C. Story time

1. 能听懂、会说两首歌谣。
2. 能听、说、读、写 kind, funny, young, smart, active 这些单词,并能听、说、认读 strict, principal, university student, 能在不同情景中理解意思。

基础训练

1. Read and arrange the pictures (读一读,根据短文给图片编序)



Hello, every one! My name is Kate. I'm a girl. I'm ten years old. I like reading books. In my living room, I have a shelf. There are many books on it.

I have a happy family. My dad is tall and handsome. He is a doctor. My mom is pretty and thin. She is a nurse. They are very busy. I love my grandmother very much. She's old and kind. I have a brother, his name is Tim. He's a student in Zhejiang University. He likes basketball very much.

I love my school and my teachers. My math teacher is very strict. But I'm not good at math. Miss White is my music teacher. She's young and beautiful. She has two big eyes and long black hair. My English teacher, Mr Brown, is humorous (幽默)

的) and funny. He's so kind.

On Sundays(星期天), my family often go to the park to have a picnic. It's sunny and warm today. I go to the zoo with my friends.

Wow, there are many funny monkeys, fat pandas, strong bears.

I want to have a pen pal(笔友). We can write to each other. Do you want to be my friend?



拓展学习

每个同学心目中都有自己最喜欢的老师。现在,你能用在这个单元里学到的单词和句子,来描述一下你心中最喜欢的那位老师吗?下面,就请你以My Favorite Teacher为题,完成一篇简单的口头作文吧!

My Favorite Teacher

Mr/Miss _____ is my _____ teacher. He/She is _____
(What's he/she like?) He/She is _____
(old/young; kind/strict; active/quiet) He/She likes _____
(hobbies; fruits; sports; pets ...) I like _____ very much.



啄木鸟会诊

你能写出下列单词的反义词吗?

thin—() old—()或()

quiet—() short—()或()

strong—() strict—()

另外,你还能写出一些其他类似的反义词组吗?

例: black—_____ big—_____ on—_____



学习预报

在很多同学的印象中,校长都是很威严的。再调皮的同学在校长面前也都变得文文静静像个女孩子那样害羞了,那么 John 他们学校的校长又是怎样的呢?让我们翻开课本P8看看吧。

Unit 1 My New Teachers (5)


本课重点

B. Let's try; Let's talk; Group work; C. Let's check


1. 能听懂、会说课文会话, 并能在情景中熟练运用。
2. 能完成本单元Let's check部分, 对一个单元的学习进行阶段性评价。

基础训练

Look, read and match



- Mum, I want that pretty bag and the blue pencil-case.
- OK! I'll take it.



- Excuse me. Where is library?
- Oh, it's on the second floor.
- Thank you. My name is Tim. I'm from Canada. I'm a new teacher.
- Nice to meet you.
- Nice to meet you, too.



- I'm hungry, mum!
- What would you like, Jack?
- I'd like some soup, tomatoes and eggs.
- OK, dinner is ready.



- Look at that man! He's short and thin. Who is he?
- He's my new computer teacher.
- He's strict, but he is very kind.



拓展学习

Read and Answer

- ① How many teachers do you have?
- ② Who are they?
- ③ Which teacher do you like best?
- ④ What's he/she like?



啄木鸟会诊

Unit 1的学习已接近尾声，现在我可要考考你啦！

- ① 请你读一读下面这些单词或词组：

funny, principal, university student, strict

- ② 请你背一背、写一写这些单词和句子：

tall, strong, short, old, thin, young, kind, funny, active, smart

Who's your English teacher? Mr/Miss ...

What's he like? He's ...



学习预报

看到自己会写的单词、句子越来越多，你心里一定很开心吧！下节课，老师又要教我们写几个新句子，准备好了吗？这次可要看看是谁写得又快又好！你不妨先看看P9的课文，预习对于自己可有很大的帮助哦！

Unit 1 My New Teachers (6)

本课重点

B. Read and write; Talk and draw; C. Task time

1. 能听懂、会说对话中的语句,并在情景中正确运用。
2. 能听、说、读、写两组四会掌握的句子,并理解篇章意义。
3. 能按照对方描述大体绘出人物形象,完成Talk and draw中的任务。

基础训练

Look, read and write

①



No, he's old

③

He is Lei Feng.



He is tall and strong.

⑥ Yes, but he is _____.

Is it short?



②

④

Is she a quiet girl?



Hi, Sarah! We have a new P.E. teacher.

⑤

Is he strict?

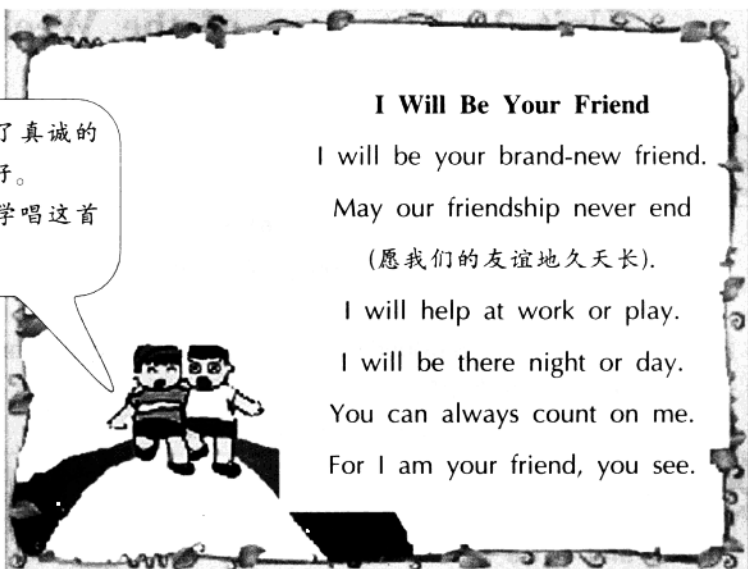




拓展学习

生活中因为有了真诚的
友谊而变得更加美好。

让我们一起来学唱这首
友谊之歌吧!



I Will Be Your Friend

I will be your brand-new friend.

May our friendship never end

(愿我们的友谊地久天长).

I will help at work or play.

I will be there night or day.

You can always count on me.

For I am your friend, you see.



啄木鸟会诊

一个单元的学习就要结束了。相信大家都已经能用非常流利的语言描述你身边的老师、同学、朋友们了! 真了不起呀! 假如你在这个单元的学习中有什么好的学习方法, 或者还有什么不明白的, 赶紧告诉我, 让我们一起来相互学习, 好吗?





学习预报

Sunday, Monday, Tuesday ..., 可能有的同学已经或多或少地说出一些表示星期几的单词来, 你能准确而熟练地把一周7天的名称都说出来吗? 在即将开始的Unit 2里, 让我们来比一比, 看谁说的好的?

Unit 2 My Days of the Week (1)

本课重点

A. Let's learn; Let's play; C. Let's sing

1. 能听懂问句: What day is it today? What do we have on Mondays? 并能做出正确的回答。
2. 能听、说、读、写单词: Monday, Tuesday, Wednesday, Thursday, Friday, 并能根据实际情况替换句型。
3. 能听懂、会唱歌曲 "My Days of the Week".

基础训练

Read and write

Mon.	Tue.	Wed.	Thu.	Fri.
English	Chinese	English	Chinese	Math
Math	Computer	P.E.	Social Studies	English
Chinese	Math	Art	Math	Music
Music	Moral Education	Chinese	Computer	P.E.



What do you have on _____ s?



We have Chinese, computer, math and Moral Education.



I like _____ s and _____ s, we have P.E. class.



I like music class, I can sing very well. So I like _____ s and _____ s.