

人民教育出版社授权配人教版教材使用

义务教育课程标准实验教材 **同步练习**

英语 (PEP)

PEP PRIMARY ENGLISH

(第三版修订版)

五年级 上册



浙江教育出版社

图书在版编目(CIP)数据

义务教育课程标准实验教材同步练习. 英语. 五年级.
上 / 林娴编写. —杭州: 浙江教育出版社, 2004.8
(2006.6 重印)

ISBN 7-5338-5446-2

I. 义... II. 林... III. 英语课—小学—习题
IV. G624

中国版本图书馆 CIP 数据核字(2004)第 074674 号

责任编辑:屠凌云

责任校对:雷 坚

装帧设计:曾国兴

义务教育课程标准实验教材

小学英语同步练习(PEP)

◆ 五年级上

◆ 编写 林 娴

-
- 出版 浙江教育出版社
(杭州市天目山路 40 号 邮编 310013)
 - 印刷 淳安新华印务有限公司
 - 发行 浙江省新华书店集团有限公司
 - 开本 787×1092 1/16
 - 印张 3.25
 - 字数 66 千
 - 版次 2004 年 8 月第 1 版
 - 印次 2006 年 6 月第 3 次
 - 本次印数 0001-7000
 - 书号 ISBN 7-5338-5446-2/G·5416
 - 定价 4.10 元
-

联系电话:0571-85170300-80928

e-mail:zjjy@zjcb.com

网址: www.zjeph.com

编写说明

为了减轻学生的课外作业负担,提高学生实际运用英语的能力,提高课堂教学的效率,我们编写了这套与课堂教学过程同步的练习册。

各册同步练习均从各册的教学目标出发,根据各单元的训练重点和语言知识点的特点而编写。每一单元的 A、B、C 部分各配两页的练习,练习内容的顺序大致上与课堂教学过程协调配合。整本书后附有一份 Challenge,供学生学期结束后整体自测。

望使用者提出宝贵意见,以提高本练习册质量。

本册的编写者是林娴老师。

《同步练习丛书》小学英语编写组

2004 年 7 月

Contents

Unit 1	My New Teachers	1
Unit 2	My Days of the Week	8
Unit 3	What's Your Favourite Food?	14
	Recycle 1	20
Unit 4	What Can You Do?	22
Unit 5	My New Room	28
Unit 6	In a Nature Park	34
	Recycle 2	40
	Challenge	42
	Key	47

I Look, read and find.

看一看,读一读,然后根据提示找出图中相应的人物。



Mr Liu



Mr Zhang



Miss Chen



Mr Zhao

1. My English teacher is short and thin. ____
2. My math teacher is tall and kind. ____
3. My P.E. teacher is very strong. ____
4. My music teacher is very young. ____

II Look, read and write.

看一看,读一读,然后写出下面图中词语的反义词。

thin


old

short

long



young



tall




fat

My New Teachers

III Read and write.

读一读对话,然后填写表格。

	Miss _____
	_____ Teacher
	From: _____

John: Who's your new art teacher?

Chen Jie: Miss Wang.

John: Is she from America?

Chen Jie: No, she isn't. She is from China.

John: What's she like?

Chen Jie: She is young and pretty.

IV Talk about your teachers.

试着描述一下自己的各科老师,在表格中打上“√”。

e.g. My English teacher is young and smart.

Subject 学科	tall	thin	short	pretty	smart	strong	funny	young	active	strict
English					✓			✓		

I) Choose and write.

选择元音字母填空,使它们成为正确的单词。

1. She is sm rt, hut very q iet.
2. My f_ther is v_ry str_ng.
3. Is she k_nd? Yes, sh_ is.
4. Is h_ act_ve? No, he _sn't.
5. Wh 's your m th t acher?



II) Look, read and judge.

看一看,读一读,并判断对√错×。

1.




()

She is a university student. He's smart.()

2.




3.




He's young.()

4.



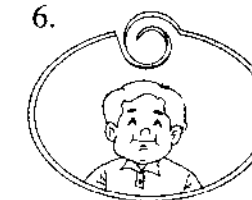
He's funny.()

5.



She's quiet.()

6.



He's thin.()

III) Read and circle.

读一读,圈出不属于同类的一个单词。

1. smart active like strict

2. music math art Canada

3. university student teacher principal

4. kind man lady boy

5. Miss She Mrs Mr

Unit 1 My New Teachers

IV Read and choose.

请找出意思相同的句子。

1. 我的英语老师非常聪明。()

a. My English teacher is very smart.

b. My math teacher is very smart.

c. My English teacher is very active.

2. 她是一名大学生。()

a. She is a student.

b. She is a university student.

c. He is a university student.

3. 你们的校长是谁?()

a. Who's that principal?

b. Is he your principal?

c. Who's your principal?



V Read and write.

读一读对话并填空。

Mike: I have a new P.E. teacher. His class is so much fun.

Sarah: What's he like?

Mike: He's tall and strong. He's very friendly.

Sarah: Is he strict?

Mike: Yes, he is. But he's very kind.



VI Read and judge.

请根据上面的对话判断对✓错×。

1. Mike has a new math teacher.()

2. The new P.E. teacher is short and strong.()

3. The new P.E. teacher is strict and kind.()

I Show and write.


同学们, 新学期你们一定迎来了新老师吧! 请试着用学过的英语来介绍一下他们。

Example: I have a new Chinese teacher. She's a university student. She's young and pretty. She is very kind. Her class is so much fun. We all like her!



II Read and write.

读一读对话, 然后回答问题。



1. Is that lady young or old?

2. Who's she?

3. What's she like?

My New Teachers


III Read and write.

你能写出与下面的字母组合有相同发音的单词吗?



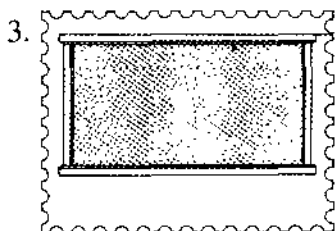
teacher

ea: _____



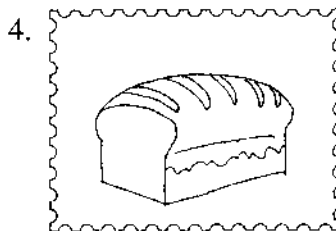
tree

ee: _____



black

bl: _____



bread

br: _____

IV Do you know?(你知道吗?)

用英语如何称呼老师,是直接叫 Teacher (老师) 还是叫 Teacher Zhang (张老师)?这两种叫法都不符合英语习惯。按正确的英语习惯,应该称老师为 Mr Wang (王先生)、Mrs Yang (杨太太) 或 Miss Fei (费小姐)。

近年来,许多英语国家的人们常常直呼其名,例如 Tom, Mike, Linda 等,这种做法在美国人当中尤为普遍,甚至初次见面就如此。不仅年龄相近的人之间这样称呼,年龄相差悬殊的人之间也这样称呼,没有不尊重对方的意思,甚至孩子对父母或祖父母也可以这样称呼。

同学们,现在你们知道该如何称呼老师了吧?



I Read and write.

看课程表,完成句子。

day time	Monday	Tuesday	Wednesday	Thursday	Friday
8:30	Chinese	Math	Chinese	English	Math
9:20	Math	Art	English	Math	Chinese
10:10	English	Science	Computer	Chinese	Music
11:00	Music	Chinese	P.E.	Moral Education	P.E.

Example: We have math, art, science and Chinese on Tuesdays.

- We have English, math, Chinese and moral education on _____.
- I like _____, because we have computer and P.E. class.
- Today is _____. We have English at 10:10.
- I have Chinese at 9:20 on _____.

II Reorder the letters, write the words and match.

排列字母组成单词,然后连线。

- r h T u s y d a
- d i y F r a
- W d d e s y e a n
- n o y a d M
- s a T u e d y



Thursday

- 星期一
星期二
星期三
星期四
星期五

Unit 2 My Days of the Week

III) Look and choose.

瞧,今天 Zhang Peng 带了这些学习用品,你知道他今天有哪些课程吗?请选择。



A Chinese
art
P.E.

B music
English
Chinese

C art
music
math

A Chinese
P.E.
music

B P.E.
science
English

C science
Chinese
P.E.

IV) Read, think and write.

想一想,今天或者明天是星期几?

1. Today is Monday. Tomorrow is _____.
2. Today is Saturday. Tomorrow is _____.
3. Today is _____. Tomorrow is Thursday.
4. Today is _____. Tomorrow is Saturday.
5. Yesterday(昨天)is Sunday. Today is _____. Tomorrow is _____.
6. Yesterday is _____. Today is Saturday. Tomorrow is _____.

V) Let's chant.

读一读,唱一唱。

There are seven days, there are seven days.
There are seven days in a week.
Sunday, Monday, Tuesdays, Wednesday, Thursday,
Friday, Saturday.

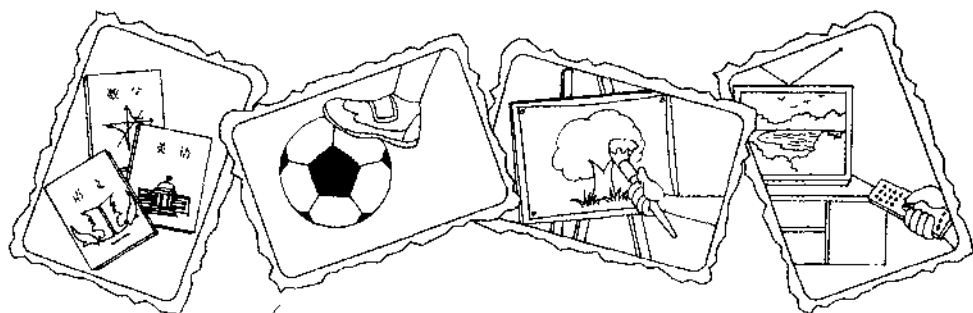
I Choose and write.

先选择,然后填空。

1. What do you do _____ Saturdays? (on, in)
2. What _____ you? (are, about)
3. _____ day is it today? (What, Which)
4. Sunday is fun _____ me. (to, for)
5. _____ 's your principal? (who, what)

II Look, read and match.

看一看,读一读,然后连线。



1. I often play football on Sundays.
2. I have Chinese, math and English on Mondays.
3. I often watch TV on Saturdays.
4. I have art class on Thursdays.

My Days of the Week

III Look and write.

看一看,填一填。

—What do you do on Saturdays?

—I often _____, _____ and _____.

①

②

③



①

②

③

IV Read and tick.

读一读,在表格中打“√”。

Chen Jie: What do you do on Saturdays?

Mike: I often play ping-pong and watch TV.

Zhang Peng: I often play football and read books. What about you?

Chen Jie: I often do homework and help mother do some housework.

Mike and Zhang Peng: Oh! You're a good girl.

Activity Name	do homework	play football	watch TV	play ping-pong	read books	do housework
Chen Jie	✓					✓
Zhang Peng						
Mike						

I) Look, read and write.

看一看,读一读,写一写。

1.



—What day is it today? ~

—It's _____.

—What do you have on Wednesdays?

—We have _____, math and _____.

2.



II) Try to write.

试着写一写你周末的活动。



Hi, children. What do you do on Saturdays and Sundays?

Would you like to tell us about your weekend activities?

On Saturdays: I often _____

On Sundays: I often _____

My Days of the Week

III Can you guess?

以下单词都与时间有关,你能猜猜它们各自代表着什么意思吗?请试着把它们翻译一下。

24 hours()=1 day() 7 days=1 week()

4~5 weeks=1 month() 3 months=1 season()

4 seasons=1 year() 100 years=1 century()

IV Make a survey.

同学们,你知道你的好朋友周末在做些什么吗?赶快去问一问吧!

Name	watch TV	read books	play computer games	do homework	play pinp-pong	do sports	...

V Good to know.

同学们,你们知道吗?许多重大的节日,世界上各个国家庆祝的时间是不一样的。例如:

1. In America Thanksgiving Day is the fourth Thursday in November. In Canada Thanksgiving Day is the second Monday in October.
2. In America National day is on July 4th. In Canada National day is on July 1st. In China National day is on October 1st.
3. In Canada and America Labor day is the first Monday in September. In China Labor day is on May 1st.



I Read and match.

读一读,连一连。



pork

tofu

potato

cabbage

eggplant

tomato



II Read and guess.

读一读,猜一猜,用英语写出答案。

1. I'm long and green.

I have thick clothes(衣服).

I have many small babies.

What am I? .

2. I live in the water.

I can swim.

Cats like me very much.

What am I? .

3. I'm from China.

I'm soft (软的) and white.

People like to eat me very much.

My name begins with the letter as "tea". What am I? _____.