

· 人教PEP版 ·

经吉林省中小学教材审定委员会审定

学习与检测

XUEXI YU JIANCE

英语



主 编/张秋芬
东北师范大学出版社

· 人教 PEP 版 ·

经吉林省中小学教材审定委员会审定

学习与检测

XUEXI YU JIANCE

英语 3 年级上

本书使用说明

- * 打开本书中间部分，将书钉起开；
- * 取出单元检测卷和参考答案部分
(注意此部分的保管、使用)；
- * 将书钉压倒，恢复到原来的样子；
- * 在操作过程中，一定要注意安全，
如果有困难，可请家长或老师帮忙。

主 编/张秋芬

东北师范大学出版社 长春

-
- 主 编：张秋芬
副主编：徐 红
编 者：周春辉 刘翠梅 王 琨
-

.....

图书在版编目 (CIP) 数据

学习与检测·三年级英语·上：人教 PEP 版 / 张秋芬主编. —长春：东北师范大学出版社，2006. 6
ISBN 7 - 5602 - 4434 - 3

I. 学... II. 张... III. 英语课—小学—教学参考资料 IV. G624

中国版本图书馆 CIP 数据核字 (2006) 第 024408 号

.....

- 责任编辑：汲 明 封面设计：宋 超
责任校对：辛 迪 责任印制：张文霞

东北师范大学出版社出版发行
长春市人民大街 5268 号 (130024)
电话：0431—5695744 5688470
传真：0431—5695734

网址：<http://www.nenup.com>

电子函件：sdcbs@mail.jl.cn

广告许可证：吉工商广字 2200004001001 号

东北师范大学出版社激光照排中心制版

延边新华印刷有限公司印装

吉林省延吉市河南街 818 号 (133001)

2006 年 6 月第 1 版 2006 年 6 月第 1 次印刷

幅面尺寸：185 mm×260 mm 印张：6 字数：55 千

定价：5.00 元

如发现印装质量问题，影响阅读，可直接与承印厂联系调换
吉发改价格联字 [2006] 429 号 价格举报电话：12358



目 录

Unit 1 Hello	1
Unit 2 Look at Me	6
Unit 3 Let's Paint	11
Recycle 1	16
Unit 4 We Love Animals	21
Unit 5 Let's Eat	26
Unit 6 Happy Birthday	31
Recycle 2	36

附 单元检测卷	
期中检测卷	
期末检测卷	
听力原文及答案	



Unit 1 Hello

针对性同步训练

A ● ● ● ●

I. Look and say. (看图说单词。)

1.



2.



3.



4.



5.



II. Answer the questions quickly. (快速回答问题。)

1. Hello!

2. What's your name?

3. Bye!

III. Listen and number. (听音, 给图片排序。)



()



()



()



()




()



()


IV. Circle the word in puzzle according to the picture. (看图圈单词。)



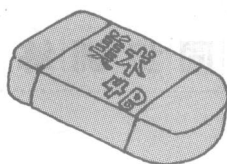
q p e n r f h



o c r a y o n



o e r u l e r



e r a s e r j

V. Look and judge. (看图片, 判断句子正误, 用“T”或“F”表示。)



1. Show me your pencil. ()



2. Draw yourself. ()

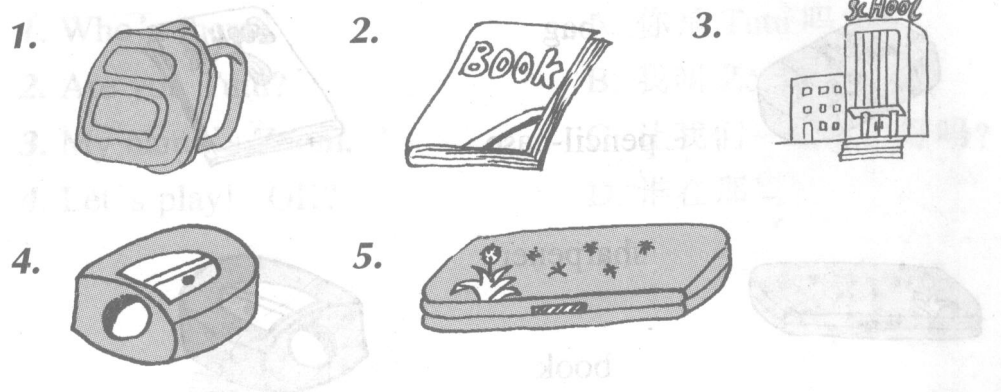


3. Show me your pen. ()



4. Say your name. ()

I. Look and say. (看图说单词。)



II. Read the sentences. (读出下列句子。)

1. My name is Mike. What's your name?
2. Open your pencil-case.
3. Go to school.
4. Show me your sharpener.

III. Listen and draw. (听音, 画图。)

<p>1.</p>	<p>2.</p>
<p>3.</p>	<p>4.</p>

IV. Match the words to the pictures. (单词与图片连线。)



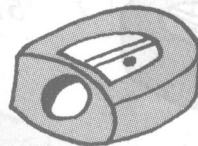
bag

pencil-case



sharpener

book



crayon

eraser



V. Tick the correct sentence. (勾出正确的句子。)

1.



- A. Open your pencil-case.
- B. Close your pencil-case.

2.



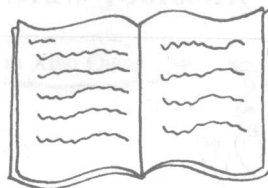
- A. Go to bed.
- B. Go to school.

3.



- A. Carry your bag.
- B. Close your book.


4.



- A. I have a book.
- B. I have a ruler.

I. Look and match. (将下列句子与汉意连线。)

- | | |
|--------------------|---------------|
| 1. Who's there? | A. 你是 Tutu 吗? |
| 2. Are you Tutu? | B. 我叫 Zoom。 |
| 3. My name's Zoom. | C. 让我们一起玩。好吗? |
| 4. Let's play! OK? | D. 谁在那里? |



你知道吗?

Do you know Teacher's Day, boys and girls? 同学们, 你们知道教师节吗?

其实早在 1932 年, 国民党政府曾规定 6 月 6 日为教师节, 新中国成立后废除了 6 月 6 日的教师节。而将教师节定在 9 月 10 日是考虑到全国大、中、小学新学年开始, 学校要有新的气象。新生入学伊始, 即开始尊师重教, 可以给“教师教好、学生学好”创造良好的气氛。1985 年 9 月 10 日, 是中国恢复建立的第一个教师节。从此以后, 老师有了自己的节日。学生们都用“Happy Teacher's Day!”来向老师祝贺节日。到现在为止, 我们已经经历了二十一个教师节。

同学们, Happy Teacher's Day! 你会说了吗?

*** Can you have a try?** (你能试一试吗? 请填空。)

- 2005 年 9 月 10 日是第 _____ 个教师节。
- 中国恢复建立的第一个教师节是 _____ 年 _____ 月 _____ 日。
- 要祝贺老师们节日快乐, 应该说: _____。





Unit 2 Look at Me

针对性同步训练

A ● ● ● ●

I. Look and say. (看图说单词。)



II. Answer the questions quickly. (快速回答问题。)

1. Good morning!

2. Nice to meet you.

3. Let's go to school!

III. Listen and number. (听音, 给图片排序。)



()



()



()



()



()



()




()

IV. Circle the word in puzzle according to the picture. (看图圈单词。)



q p e y e f h



o c f a c e n



o m o u t h r



n o s e e r j

V. Look and judge. (看图片, 判断句子正误, 用“T”或“F”表示。)



1. Touch your ear. ()



2. Touch your head. ()



3. Touch your mouth. ()



4. Touch your face. ()

IV. Circle the word in puzzle according to the picture.

I. Look and say. (看图说单词。)

1. hand

2. arm

3. body

4. foot

5. finger

6. leg



II. Read the sentences. (读出下列句子。)

1. Mom, this is Mike.


2. Nice to meet you, too.

3. Good afternoon, Chen Jie.


4. This is Zoom.

III. Listen and draw. (听音, 画图。)


1.



2.



3.



4.



IV. Match the words to the pictures. (单词与图片连线。)

body

finger

hand

arm

foot

leg



V. Tick the correct sentence. (勾出正确的句子。)

1.



2.



A. Clap your hands.

A. Shake your body.

B. Close your eyes.

B. Shake your head.

3.



4.



A. Wave your arms.


A. Cross your legs.

B. Snap your fingers.

B. Stamp your foot.

I. Look and match. (将下列句子与汉意连线。)

- | | |
|--------------------------------|------------|
| 1. First, make the head. | A. 让我们玩木偶。 |
| 2. Good idea! | B. 首先做一个头。 |
| 3. Don't run away. | C. 好主意! |
| 4. Let's play with the puppet. | D. 别跑开。 |



你知道 Halloween 吗?



在西方国家,每年的10月31日,有个“Halloween”,辞典解释为“The Eve of All Saints' Day”,中文译作“万圣节之夜”。万圣节是西方国家的传统节日。这一夜是一年中“闹鬼”的一夜,所以也叫“鬼节”。

万圣节的习俗就是不请吃就捣乱。万圣节的一个有趣内容是“Trick or treat”,这习俗并非源自爱尔兰,而是始于公元9世纪的欧洲基督教会。那时的11月2日,被基督教徒们称为“ALL SOULS DAY”(万灵之日)。在这一天,信徒们跋涉于乡村间,挨村挨户乞讨用面粉及葡萄干制成的“灵魂之饼”。据说捐赠糕饼的人家都相信教会僧人的祈祷,期待由此得到上帝的庇护,让死去的亲人早日进入天堂。这种挨家乞讨的传统已经演变成了孩子们提着南瓜灯笼挨家讨糖吃的游戏。见面时,打扮成鬼精灵模样的孩子们千篇一律地都要发出“Trick or treat 不请吃就捣乱”的威胁。而主人自然不敢怠慢,连声说:“请吃!请吃!”同时,把糖果放进孩子们随身携带的大口袋里。

同学们,你们明白了吗?

* Can you have a try? (你能试一试吗? 那就请填空吧。)

1. 每年的10月31日是西方国家的 _____ 节,也叫 _____。
2. “Trick or treat”的意思是“_____”。



Unit 3. Let's Paint

针对性同步训练

A ● ● ● ●

I. Read the words. (读出下列单词。)

1. blue 2. green 3. yellow
4. red 5. purple

II. Answer the questions quickly. (快速回答问题。)

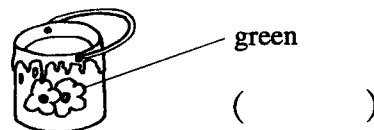
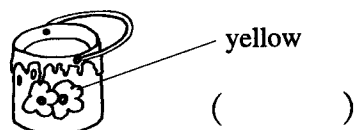

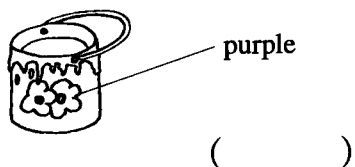
1. How are you?
2. Good morning, Miss Green.
3. Nice to meet you.

III. Colour and say. (用给出的几种颜色涂一涂,再说一说。)

1. blue 2. green 3. yellow 4. red 5. purple



IV. Listen and number. (听音,给图片排序。)



V. Read and colour. (读单词, 给框中相应的单词涂色。)

1. Look and colour. green yellow

q g r e e n h

o y e l l o w

2. Look and colour. purple red

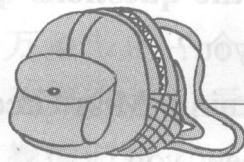
p u r p l e r

e r e d v e r j

3. Look and colour. blue


e r a b l u e

VI. Look and judge. (看图片, 判断句子正误, 用“T”或“F”表示。)




green

1. It's a blue eye. () 2. It's a green bag. ()

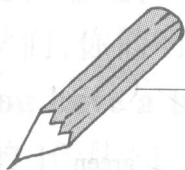


red




yellow

3. Show me your red crayon. () 4. It's a purple ball. ()



yellow




red


5. Look at the yellow ruler. () 6. This is a red pen. ()

I. Read the phrases and colour the pictures. (读出短语并涂色。)


1. a black ball




2. a white ball



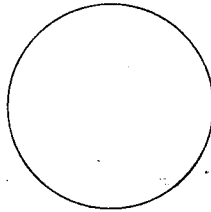
3. a pink ball



4. a brown ball



5. an orange ball



II. Read the sentences. (读出下列句子。)

1. Hi, Sarah! How are you?


2. I'm fine. Thank you.

3. Let's paint.


4. Very well, thank you.

III. Listen and draw. (听音, 画图。)


1.



2.



3.



4.

