

经全国中小学教材审定委员会

2003年初审通过

义务教育课程标准实验教科书

英语

(PEP)

单色本

PEP PRIMARY ENGLISH STUDENTS' BOOK

(供三年级起始用)

六年级 上册


(中国) 课程教材研究所
英语课程教材研究开发中心 合编



(加拿大) Lingo Media 国际集团



人民教育出版社



英语 (PEP)

(供三年级起始用)

六年级 上册

单色本

PEP PRIMARY ENGLISH
STUDENTS' BOOK

(中国) 课程教材研究所
英语课程教材研究开发中心 合编
(加拿大)  Lingo Media 国际集团

人民教育出版社

Copyright © 2003 Lingo Media and People's Education Press. No part of this book may be reproduced or transmitted in any form or by any means, without permission in writing from the publisher.
版权共有，未经出版社书面同意，任何人不得以任何形式或方式复制或转换本作品的任何部分。

义务教育课程标准实验教科书

英语 (PEP)

(供三年级起始用)

六年级 上册

单色本

课程教材研究所
(中国) 英语课程教材研究开发中心 合编
(加拿大) Lingo Media 国际集团

*

人民教育出版社 出版

(北京海淀区中关村南大街17号院1号楼 邮编: 100081)

网址: <http://www.pep.com.cn>

浙江教育出版社重印

浙江印刷集团有限公司印刷

浙江省新华书店集团有限公司发行

*

开本: 787毫米×1092毫米 1/16 印张: 6.5 字数: 138 500

2004年6月第1版 2006年6月第3次印刷

本次印数: 00 001~123 000册

ISBN 7-107-17570-X

G·10659 (课)

定 价: 3.53 元

著作权所有·请勿擅用本书制作各类出版物·违者必究
如发现印、装质量问题,影响阅读,请与承印厂联系调换。

中方主编：龚亚夫

中方副主编：吴悦心

加方主编：David Booth Larry Swartz

编者：徐永红 李红燕 朱伟明

李剑春

Jack Booth Sandra Purchase

Suzanne Robare

责任编辑：王战旗 刘荔芳 马剑辉（其中刘荔芳、马剑辉参加编写）

美术编辑：林荣桓

插图：北京昊天文化传播有限公司

版式设计：林荣桓 吴悦心 王战旗

封面设计：林荣桓

封面绘图：王玉群

Lingo Media acknowledges with appreciation the assistance of the Canadian International Development Agency (CIDA) Inc.

We acknowledge the financial support of the Government of Canada through the Book Publishing Industry Development Program (BPIDP) for our publishing activities.

灵通传媒感谢加拿大国际发展署的资助，并感谢加拿大政府通过图书出版产业发展计划向该项目提供的资助。

说 明

《义务教育课程标准实验教科书 英语(PEP)》(供三年级起始用)是课程教材研究所英语课程教材研究开发与加拿大Lingo Media国际集团合作编写的一套全新的中小学衔接的英语教材。这套教材根据教育部制定的《国家英语课程标准》和《小学英语教学基本要求(试行)》编写而成。小学教材共八册,每学期一册,与《义务教育课程标准实验教科书 英语(新版)》(New Junior English For China)衔接使用。

本套教材每册分为八个单元,其中包括两个复习单元。每单元分为A、B、C三部分。A、B部分要求掌握。B部分是A部分语言的扩展。C部分供选学,是A、B部分知识的扩展和综合的语言运用。《义务教育课程标准实验教科书 英语(PEP)》六年级上册,供以小学三年级为起点开设英语的学校第四学年第一学期使用。

本套教材的顾问是:邓炎昌、丁往道和胡文仲。编委会主任是刘道义。编委会副主任是:魏国栋、龚亚夫、郝建平。郑文、江红在本册编写过程中提出了宝贵的修改意见,特此表示感谢。

课 程 教 材 研 究 所
英 语 课 程 教 材 研 究 开 发 中 心

前 言

亲爱的同学们：

你们好！祝贺你们进入了小学高年级的学习。翻开新课本，你们的感觉一定和以前不同吧？对！在三、四、五年级学习的基础上，我们又调整了形式，为你们编写了新课本，对你们学习英语提出了更高的要求！

在编写后两册课本时，我们又请了几位在小学任教的英语教师一起参加，她们提供了新的想法。同时，我们也听取了其他小学教师的意见，对课本的框架做了一些修改。比如：我们增加了Let's start部分，是为新单元的学习进行热身。

学习外语，需要有大量听与读的“输入”。所以，我们在课本中还增加了听的练习，Let's try。一开始如果听不习惯或者听不懂，这也是很正常的，反复听几遍，对于连读、不发音的字母等就慢慢熟悉了。

在Let's talk部分，我们增加了可供替换的内容。学习对话，不能只靠机械地背诵，更重要的是通过所学的语言来做事情。这一部分的练习就是为了让同学们有灵活运用机会。我们希望同学们尽快使用所学的语言来讨论你们感兴趣的事情，表达你们自己的想法，了解其他同学的情况——这就是交流。当然，还可以做游戏、唱歌、念韵诗等。

阅读是吸收语言的重要途径。其中有些生词不认识也不要紧，可以通过语境先猜猜单词的意思。实际上，只要读懂大意就是在掌握语言。

你们可以看到本套课本中每个单元都分为A、B、C三部分。A、B部分要求掌握，C部分可以选学，其中Good to know和Story time都是为了增加语言文化方面的知识，看不懂的地方你们可以多问，如果你们知道的更多，还可以讲给大家听。

课本当中的语音部分也很重要。我们学习的是一种外国语，它的发音和写法与我们汉语有很大的差别。我们在六年级上册课本的语音部分设计了读音、连线的练习，相信你们会喜欢。重要的是，这些练习对你们学习英语很有帮助。

这套课本是为同学们编写的，所以如果你们有什么想法，喜欢什么，不喜欢什么，可以写信给我们。来信请寄北京市东城区沙滩后街55号人民教育出版社英语室PEP小学英语项目组收，邮政编码是100009。



祝你们学习成功！

作者和编辑

CONTENTS

Unit 1	How Do You Go There?	-----2
Unit 2	Where Is the Science Museum?	----- 14
Unit 3	What Are You Going to Do?	----- 26
Recycle 1		----- 38
Unit 4	I Have a Pen Pal	----- 44
Unit 5	What Does She Do?	----- 56
Unit 6	The Story of Rain	----- 68
Recycle 2		----- 80
Words in Each Unit		----- 86
Vocabulary		----- 91






UNIT ONE

1



Let's start



There are many ways to go somewhere. Look at these pictures. Do you know what they are?



Let me see....



Let's chant



How do you go to school?

Sometimes by bike,

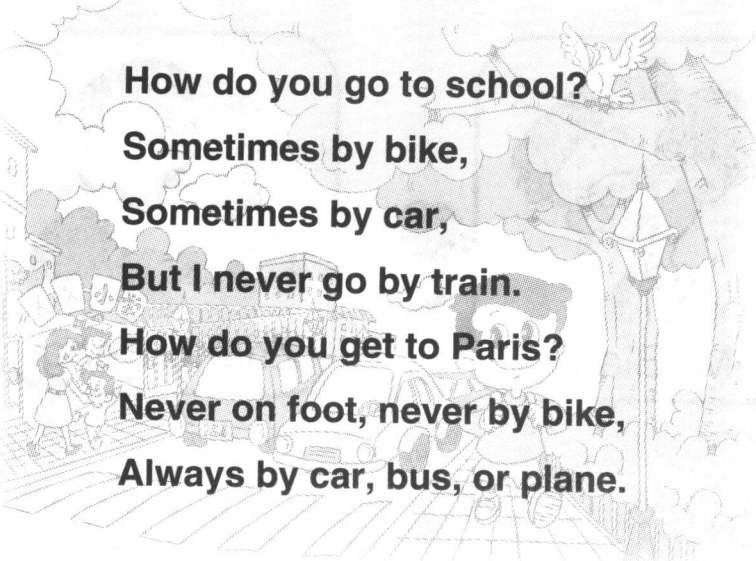
Sometimes by car,

But I never go by train.

How do you get to Paris?

Never on foot, never by bike,

Always by car, bus, or plane.



HOW DO YOU GO THERE?



I go to school on foot.

I go to school by bike.

How do you go to school?

How can I get to the zoo?

You can go by subway.

How can I get to the nature park?

You can go by the No. 12 bus.

A




Let's learn



How do you go to school?




I go to school by bike.



by plane

How do you go to Canada?


I go by plane.



by ship




on foot




by bike



by bus



by train



by subway




Let's play


How do you go to school?



I go to school on foot.



How do you go to the USA?



I go by plane.






Let's try



Listen and circle.


A





B



C



D



Let's talk




Liu: How do you go to school, Sarah?

Sarah: My home is near. **Usually I go to school on foot.**


Sometimes I go by bike. What about you?

Liu: I usually go to school by bus.




Group work

How do you go to school?



Usually I go to school on foot, because my home is near.


How do you go to school?



Usually I go to school by bus, because it's fast.



Let's read



Zhang: Sarah, let's go to the park this afternoon.

Sarah: Great! But how do we go to the park?

Zhang: It's easy. Come to my home by bike. We can go to the bus stop on foot. Then we go to the park by bus.

Sarah: OK. But where is your home?

Zhang: My home is near the post office.

Sarah: Which floor?

Zhang: The fifth floor, Room 5A.

Sarah: OK! This afternoon. See you at 2 o'clock.

Zhang: See you then!

Answer the questions.

(1) How do Zhang Peng and Sarah go to the park?


First, they meet at Zhang Peng's home. Next, they can _____. Then they _____.

(2) Where is Zhang Peng's home?

His home is _____.



B






Let's learn

Look at the traffic lights.



Remember the traffic rules!




Stop at a red light. Wait at a yellow light. Go at a green light.




Let's play

Yellow light!



Red light!



Green light!








Let's try



Listen and tick.



Let's talk




Jim: How can I get to Zhongshan Park?

Chen: You can go by the No. 15 bus.


Jim: Can I go on foot?

Chen: Sure, if you like. It's not far.





Let's read



The traffic lights are the same in every country. There are always three lights: red, yellow and green. Red means "Stop". Yellow means "Wait", and green means "Go". In China, drivers drive on the right side of the road. In the US, drivers drive on the right side, too. In England and Australia, however, drivers drive on the left side of the road. If you go by car, by bike or on foot, you must know the traffic rules.

Read and tick or cross.

- (1) There are always three lights in every country: red, yellow and green. ()
- (2) Yellow light means "Go". ()
- (3) In China, drivers drive on the right side of the road. ()
- (4) In the US, drivers drive on the left side. ()
- (5) If you go on foot, you don't have to know the traffic rules. ()


C





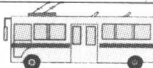
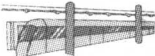
Task time

1. Ask 6 classmates questions.

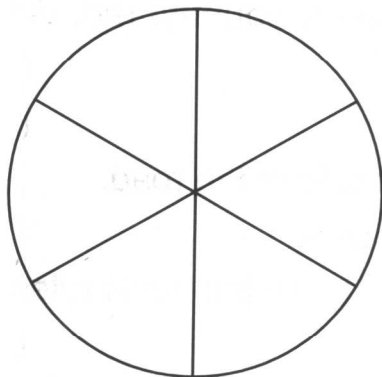
How do you go to school?



I go to school by

Way Name					Others

2. Make a chart.



on foot by bike



by bus by subway others

