

亮点激活 小学教材多元演练

三年级英语（上）

张登库



宁夏人民教育出版社



图书在版编目(CIP)数据

亮点激活. 小学教材多元演练. 三年级英语 / 张登库主编. —银川: 宁夏人民教育出版社, 2011. 7

ISBN 978-7-80764-541-2

I. ①亮… II. ①张… III. ①小学英语课—习题集
IV. ①G624

中国版本图书馆 CIP 数据核字(2011)第 135940 号

亮点激活 英语 三年级(上)(配人教 PEP)

张登库主编

责任编辑 朱晓灵 超楠

责任印制 刘丽

黄河出版传媒集团 出版发行
宁夏人民教育出版社

地址 银川市北京东路 139 号出版大厦(750001)

网址 www.yrpubm.com

网上书店 www.hh-book.com

电子信箱 jiaoyushe@yrpubm.com

邮购电话 0951-5014294

经销 全国新华书店

印刷装订 聊城市正大印刷有限公司

开本 880mm×1230mm 1/16 印张 18 字数 304 千

印刷委托字号(宁)0008662 印数 10000 册

版次 2011 年 7 月第 1 版 印次 2011 年 7 月第 1 次印刷

书号 ISBN 978-7-80764-541-2/G·1459

定价 50.40 元(共三册)

版权所有 翻印必究

Unit 1 Hello!

Part A

听力部分

一、听录音，标序号。



()



()



()



()



()

二、选择你听到的句子。

() 1. A. Hello!

B. Bye, Miss White!

() 2. A. What's your name?

B. I'm Sarah.

() 3. A. Goodbye.

B. I'm Bai Ling.

() 4. A. I'm Wu Yifan.

B. Hi!

() 5. A. Show me your pen.

B. Show me your pencil.

三、给你听到的单词涂上你喜欢的颜色。

1. pen ☺

pencil ☺

2. eraser ☺

ruler ☺

3. crayon ☺

pen ☺

4. hi ☺

hello ☺

5. bye ☺

goodbye ☺

6. your ☺

my ☺

7. make ☺

write ☺

8. show ☺

draw ☺

四、给你听到的句子画个笑脸。

1. ☺ Hello! I'm Li Hong.

☺ Hello! I'm Li Ming.

2. ☺ Hi! I'm Zip.

☺ Hi! I'm Zoom.

3. ☺ Goodbye! Wang Li.

☺ Goodbye! Miss Wang.

4. ☺ Bye, Miss White.

☺ Goodbye! Miss White.

5. ☺ My name is Chen Jie.

☺ Your name is Chen Jie.

6. ☺ Show me your pen.

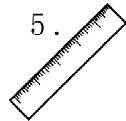
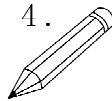

☺ Show me her pen.

笔试部分



轻松掌握

五、把图片与相应的单词用线连起来。



A. ruler B. pencil C. eraser D. pen E. crayon

六、找出每组中不同类的单词并将序号填入题前的括号内。


- () 1. A. pen B. eraser C. bye
- () 2. A. talk B. play C. name
- () 3. A. your B. my C. pencil
- () 4. A. hi B. hello C. bye
- () 5. A. am B. is C. name



快乐运用

七、根据汉语提示,请选择正确的答案。

- () 1. 上学路上同学向你打招呼,你应该说_____。
A. Goodbye! B. Hello!
- () 2. 当迈克的新同学向他打招呼“Hello! My name’s John.”,他应该说_____。
A. Hi! I’m Mike. B. Show me your pencil.
- () 3. 你想询问一个新同学的名字时,应该说_____。



A. What's your name? B. It's Sarah.

()4. 当怀特老师对陈杰说“Say your name.”时,她应该回答_____。

A. Bye, Miss White! B. My name's Chen Jie.

()5. 当你想看别人的铅笔时你应该说_____。

A. Write your name. B. Show me your pencil.

八、你会做学生卡吗? 请按照制作顺序为下面的句子排序。

() Write your name.

() Draw yourself.

() Wear the name card.

() Make the holes.

() Thread the string.



开心拓展

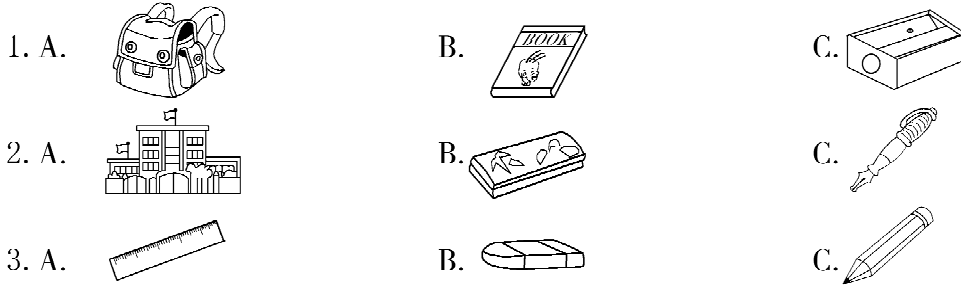
英语打招呼用语

1. Hello! Hi! 是大家最常见的打招呼问候语,其中“Hi”! 比“Hello”! 更随便。
2. Good morning! 早上好! /Good afternoon! 下午好! /Good evening! 晚上好! (也都是很常见的。)
3. How do you do? 你好。(一般用于初次见面,也用 How do you do? 回答。)
4. Nice/Good/Glad to meet/see you. 见到你很高兴。
5. How are you? 你(身体)好吗?
6. What's up? 近况如何?

Part B

听力部分

一、听一听，选出与你所听到的单词相符的图片，涂上你喜欢的颜色。



二、听句子中含有哪个单词，请给它画个“☺”。

- | | | | |
|------------|--------|----------------|-----------|
| 1. my ☺ | I ☺ | 2. name ☺ | you ☺ |
| 3. your ☺ | you ☺ | 4. school ☺ | welcome ☺ |
| 5. close ☺ | open ☺ | 6. sharpener ☺ | eraser ☺ |

三、听一听，选出听到的句子。

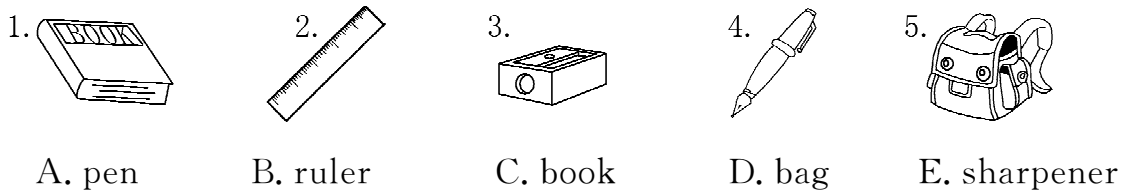
- | | |
|---------------------------|---------------------------|
| () 1. A. I have a pen. | B. I have a pencil. |
| () 2. A. Open your book. | B. Open your pencil-case. |
| () 3. A. I'm Mike. | B. My name is Mike. |
| () 4. A. Let's learn. | B. Let's check. |
| () 5. A. Carry your bag. | B. Open your bag. |

笔试部分



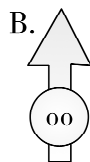
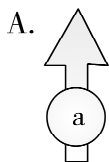
轻松掌握

四、看一看，把文具和它对应的单词涂上相同的颜色。



五、你能找出最锋利的箭来射穿这些靶子吗？

1. cr ____ yon 2. pencil-c ____ se 3. er ____ ser 4. b ____ g 5. sch ____ l



六、请把意思相同的句子用线连接起来。

- | | |
|--------------------------|----------------------|
| 1. May I have your name? | A. I'm Mike. |
| 2. My name is Mike. | B. Goodbye. |
| 3. See you! | C. What's your name? |
| 4. My name is Sarah. | D. I'm Sarah. |
| 5. Hello! | E. Hi! |



快乐运用

七、读一读，选择正确的词语填在横线上。

name Hi you What's play

A: Hello!

B: Hi! Who's there?

A: Guess!

B: Are 1 Tutu?

A: No! I'm ZiP! 2 your name?

B: 3 , ZiP! My 4 is Zoom.

A: Let's 5 . OK?

B: Great!

1. _____ 2. _____ 3. _____ 4. _____ 5. _____

八、看一看,给图画选合适的句子。

- A. Go to school.
- B. Close your book.
- C. Show me the sharpener.
- D. Carry your bag.
- E. Open your pencil-case.

1.



()

2.



()

3.



()

4.



()

5.



()



开心拓展

如何写英文句子?

1. 英文句子是由单词组成的,英语单词由字母组成,就像汉语句子是由字词组合,字由偏旁部首合成一样。

一个字母就是一个单词,如字母“a”单独使用表示“一个、一”,I表示“我”。多数单词由两个及两个以上字母组成,如“you”表示“你、你们”,“he”表示“他”,“she”表示“她”等。

2. 英文句子中第一个单词的首字母一定要大写。

请模仿下面的句子写一遍,注意字母的大小写和标点。

例:I have a book.

试着自己写一句: _____

Part C

听力部分

一、听一听，看谁选的准确。

() 1. Show me _____ sharpener.

A. a

B. you

C. your

() 2. I have a _____.

A. bag

B. book

C. ruler

() 3. _____ name is Li Ming.

A. My

B. Your

C. His

() 4. Let's _____ OK?



A. go to school

B. play

C. say "Happy Teachers' Day!"

二、仔细观察下面的情景，与你听到的句子一致吗？一致的画“☺”，不一致的画

“☹”。

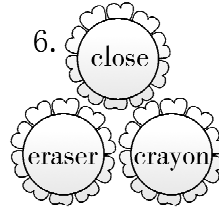
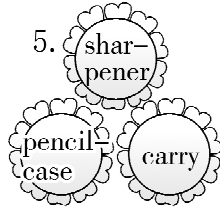


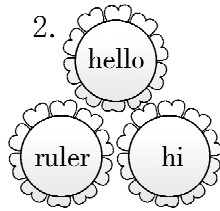



笔试部分



轻松掌握

三、找出每组中不同类的单词,用你喜欢的颜色涂一涂。




四、读句子,根据句子判断图画的正(√)误(×)。

1. I have a bag.

2. Open your book.

3. Show me your pen.



4. Go to school.

5. Let's play.



快乐运用

五、想一想,请选择。

() 1. What's your name?

A. I'm John.

- | | |
|-----------------------------|------------------|
| () 2. I have an eraser. | B. Me too! |
| () 3. Happy Teachers' Day! | C. Thank you! |
| () 4. Bye! | D. No, I'm Zoom. |
| () 5. Are you Zip? | E. See you! |

六、根据情景选择正确答案。

- 当你询问别人的姓名时,你会说:()
A. What's your name? B. How are you?
- 9月10号,你想对敬爱的老师说一声:()
A. Thank you. B. Happy Teachers' Day!
- “打开你的铅笔盒”,用英语表达是:()
A. Close your pencil-case. B. Open your pencil-case.
- 小朋友每天都背着书包去上学,“背上你的书包”用英语怎么说呢? ()
A. Carry your bag. B. Show me your bag.
- 当你想知道对方是否是 Tutu 时,应该说()
A. I am Tutu. B. Are you Tutu?
- 想知道谁在那边时,应该说()
A. What is there? B. Who is there?
- 你的朋友有一把直尺,你也有一把,应该说()
A. Me too. B. I too.
- 你家来了一位客人,应说()
A. Welcome. B. Thank you.



开心拓展

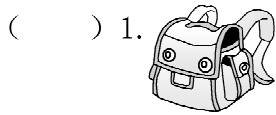
节日链接站

中国的教师节是9月10日。在那一天你可以对敬爱的老师说“Happy Teachers' Day!”世界上还有许多国家都有教师节。比如美国教师节是9月28日,德国教师节是6月12日,印度教师节是9月5日,法国教师节是12月25日。你爸爸、妈妈可能不知道这些国家教师节的时间,你能给他们介绍一下吗?

Unit 1 学习综合评价

听力部分(40分)

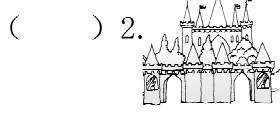
一、听录音,选出正确的图片。(20分)



A



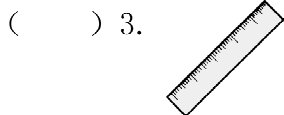
B



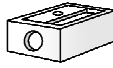
A



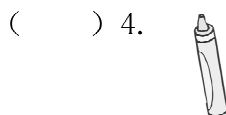
B



A



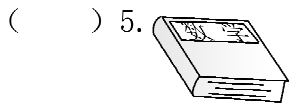
B



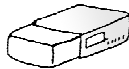
A



B




A



B

二、听录音,根据听到的顺序排列图片 1~5。(10分)



()



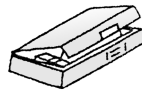
()



()




()

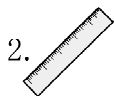


()

三、听录音,判断单词与图片是否一致,一致打“√”,不一致打“×”。(10分)



()



()



()




()



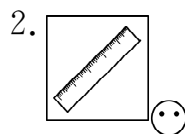
()

笔试部分(60分)

四、判断图片与单词是否一致,一致的画“☺”,不一致的画“☹”。(10分)



pencil



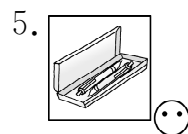
ruler



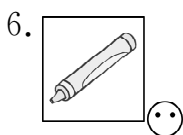
book



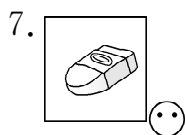
school




pencil-case



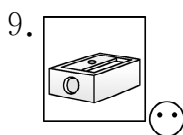
crayon




eraser



pen




sharpener




bag

五、读句子,用“√”画出正确的图片。(15分)


1. Hello! I'm Mike.




2. Show me your sharpener.




3. Goodbye!



4. Open your book.



5. Carry your bag.



六、如果遇到下面这种情景,你能对答如流吗? 选一选。(10分)

() 1. 当遇到同学、老师时,你应该说: _____!

A. See you

B. Bye

C. Hello

() 2. 当别人说“Good bye!”时,你应回答: _____!

A. See you

B. I'm Lily

C. Thank you

() 3. 当有人问“What's your name?”时,你应回答: _____。

A. See you.

B. I'm...

C. Thank you.

() 4. 当你扮演老师,同学们向你祝贺“Happy Teachers' Day!”时,你应该说: _____!

A. Me too

B. Bye

C. Thank you

() 5. 当你在教师节遇到老师时,你应该说: _____!

A. Happy Teachers' Day

B. Hello

C. Thank you

- () 6. 当别人想和你一起玩,你也同意时,该怎么说?
A. Great! B. No!
- () 7. 如果你想让同学打开他的铅笔盒,你该怎样说?
A. Open your pencil-case. B. Me too!
- () 8. 你听到树林里有人向你打招呼,而你又看不到他,你该怎样问?
A. Who's there? B. What's your name?
- () 9. 当参观者来到你教室门前时,你应该说_____。
A. Welcome B. Bye
- () 10. 当 Tom 说他有一支新钢笔,而你也恰好买了一支,你就说_____。
A. Let's play. B. Me too!

七、读一读,连一连。(15分)

- | | |
|-------------------------|------------------------|
| 1. Goodbye! | A. Hello! I'm John. |
| 2. I have a sharpener. | B. My name's Wu Yifan. |
| 3. Happy Teachers' Day! | C. See you! |
| 4. What's your name? | D. Thank you. |
| 5. Hello! I'm Chen Jie. | E. Me too! |

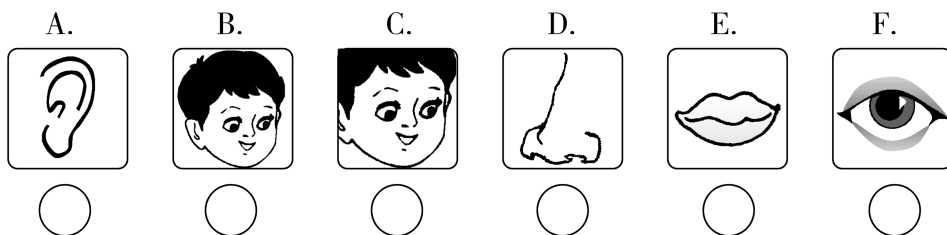
八、给下列句子排序,组成一段完整的对话。(10分)

- () My name's Zhang Jun.
- () Goodbye!
- () See you!
- () Hi! I'm Li Fang.
- () What's your name?


Unit 2 Look at Me

Part A 听力部分

一、听录音,根据录音顺序,标序号。



二、听录音,选出你所听到的图画。







笔试部分



轻松掌握

三、看一看,选择合适的句子。

1. 	() 1. <input type="text" value="Good morning!"/>	2. 
	() 2. <input type="text" value="OK!"/>	
3. 	() 3. <input type="text" value="Hi!"/>	4. 
	() 4. <input type="text" value="Nice to meet you."/>	

四、找出小猫家的不速之客。(找出每组中不同类的单词)



- () 1. A. pen B. ruler C. leg
 () 2. A. foot B. pencil C. body
 () 3. A. eye B. head C. bag
 () 4. A. eraser B. nose C. finger
 () 5. A. sharpener B. mouth C. crayon



快乐运用

五、把图片与相应的单词用线连起来。

1.



2.



3.



4.



5.



- A. eye B. mouth C. ear D. nose E. face

六、选择正确的答语。

- () 1. —Good morning.
 — _____
 A. Who's there? B. Good morning.
- () 2. —Hello, Mike!
 — _____
 A. Hello, John! B. Let's play!
- () 3. —Nice to meet you.
 — _____
 A. My name's Bai Ling. B. Nice to meet you, too.
- () 4. —Let's go to school.
 — _____
 A. OK. B. Close your book.

()5. —Look at my nose.

— _____

A. Me too.

B. Oh, it's nice.

七、读一读,选一选。

1. 介绍别人时,我们用:()

A. This is ...

B. Hello! I'm...

C. Nice to meet you.

2. 对于刚认识的朋友我们问好用:()

A. Hello!

B. Hi!

C. Nice to meet you.

3. 当表示“我们一起去上学吧”,我们说:()

A. Let's go to school.

B. OK.

C. This is Mike.

4. 早上你见到好朋友问好要说:()

A. Goodbye!

B. Good morning!

C. OK!



开心拓展

与身体各部位有关的美国俚语

The car cost him an arm and a leg. 买这辆车他可花了血本。

She's my right arm. 她是我的得力助手。

She has an ear for music. 她具有音乐方面的天赋。

Keep your ear to the ground! 听仔细了!

An eye for an eye. 以眼还眼,以牙还牙。