

*Way to Speak*

4.6 级

大学英语

# 口语考试考前训练

大学英语口语考试编写组



Spoken  
English  
Test

依据考试大纲  
口语考官编写  
口语考试必备

重庆大学出版社

# 大学英语 4、6 级口语考试考前训练

主审：余渭深

主编：朱万忠

编写组(按姓氏笔划排列)

朱万忠	许 骏	范定洪
欧 玲	晏小蓉	黄 萍
韩 萍	蒋 婷	

重庆大学出版社

**图书在版编目(CIP)数据**

大学英语四、六级口语考试考前训练/大学英语口语考试编写组编著. —重庆:重庆大学出版社, 2001. 9

ISBN 7-5624-2305-9

I. 大... II. 朱... III. 英语—口语—高等学校—水平考试—教学参考资料 IV. H319.9

**大学英语 4、6 级口语考试考前训练**

大学英语口语考试编写组

责任编辑 周小群 李奉栖

\*

重庆大学出版社出版发行

新华书店经销

重庆华林印务有限公司印刷

\*

开本:850×1168 1/32 印张:10.875 字数:292千

2001年10月第1版 2001年10月第2次印刷

印数:3001-5000

ISBN 7-5624-2305-9/H·227 定价:16.00元

**Map of the book**

Unit	Title	Topic	Discussing Question	Language Function
1	Meeting People	Meeting people in different places	What kind of people do you like, Extroverts or introverts?	introductions; apologies; response
2	Employment	Job interview	Where do you like to work, in the city or in the country?	Offers and suggestions; acceptance; refusals/declining; requests
3	Culture	Experience with culture shock and the way to overcome it	What do you think of crosscultural communication and how can you adapt yourself under multiculturalism?	Giving thanks; responding to thanks
4	Entertainment	Finding entertainment in watching TV, going to cinema and reading magazines	TV OR NO TV?	Expressing willingness; expressing wishes
5	Sports	Football, tennis and badminton	Which kind of sports do you like to play or enjoy watching, the indoor or outdoor sports? why?	Intentions; probability
6	Communication	Postal letter; e-mail and phone	What are the advantages and disadvantages of the three different means of communication? And which one do you prefer to use?	Making invitations; responses to invitations

Unit	Title	Topic	Discussing Question	Language Function
7	Quality Education	Why and why not to be a teacher? My study habits	English learning methods	Determinations; ability; asking permission and responses
8	Travel	Advantages and disadvantages of travel	By which way would you like to travel, by air, by bus or by train?	Agreement; disagreement
9	Campus life	Different ways students spend their leisure time in college	Campus Love; for or against?	Likes; dislikes preference (1)
10	The Cost of Education	The ways for college students to solve the problem of tuition	The cost of Education in China	Blaming and complaining; decision; commands
11	Keeping Pets	Dogs	Are you for or against keeping pets?	Advice and suggestions; judgement; persuading
12	Holidays and Festivals	Different ways of spending a holiday	What is the best way to spend a holiday? And why?	Likes; dislikes preference (2)
13	Fast-food Restaurants	Different views about fast food	Should fast-food restaurants be encouraged?	Extending invitations; accepting invitations; declining invitations
14	Online-education	Teaching in different types of classrooms	Changes in the classrooms	Giving opinions/reasons; describing relationship to time; using exemplification and generalization

Unit	Title	Topic	Discussing Question	Language Function
15	Network and Life	The Internet and browsing online	Where do you like shopping, online or in a real department store?	Expressing similarities and differences; contrasting and comparing
16	Fasion on campus	Fashionable Dress	What opinions do you have about the trend that some students follow, coloring their hair, buying fashionable clothes, and using mobile phones?	Questioning techniques; answering techniques; getting more information
17	Social Work	Social service	What opinions do you have on learning and social work?	Expressing hesitation; interrupting politely; preventing interruptions; including other people
18	Friendship	The importance of friendship	which kind of friend do you prefer for yourself? Why?	Narrative techniques; handling a dialogue; controlling a narrative
19	Television	Television ' s influence	Do you think television has done more good than harm to its viewers or vice versa? why?	Discussion techniques; attracting attention; interesting others
20	clothes	Different views about clothes	Does fashion contribute anything to society?	Giving instruction and checking understanding

# 前 言

全国大学英语四、六级考试是由教育部高等教育司组织的一项大规模标准化考试,迄今已有十几年了,实践证明这项考试公平、公正、有效、可信,赢得了极高的社会信誉。为使大学生更加重视英语口语学习,提高英语口语交际能力,全国大学四、六级考试委员会自1999年起开始试行大学英语四、六级考试口语考试(CET Spoken English Test,简称CET-SET),取得了较好的效果,于2001年5月开始每年举两次口语考试。

## 考试形式

大学英语四、六级考试口语考试用于测量我国大学生运用英语进行口头交际的能力。考试形式采用面对面的形式,每场考试由2名主考和3(或4)名考生组成,时间为20分钟。该考试每年举行两次,分别在5月中旬和11月中旬举行。

大学英语口语考试由三个部分组成:

第一部分:主要是“热身”练习。考生和CET授权的主考进行交谈,采用问答的形式。在这部分里,考生需要出示自己的考试卡,然后有30秒的时间作一个简短的自我介绍,旨在使考生进入良好的应考状态。然后,主考官就考试所要涉及到的主题向每个学生逐一提问,每个考生大约有1分钟的时间回答一个问题,时间为5分钟。

第二部分:这是考试的主体,包括考生个人发言和小组讨论,主要考核考生用英语进行连贯的口头表达的能力,以及传达信息、发表意见、参加讨论和进行辩论等口头交际能力。首先考生将轮流对主考提供的画面提示(如图片、图表、照片等)或文字提示做个人陈述,考生有1分钟的准备时间和1.5分钟的发言时间。在

每个考生发言之后,主考就所涉及的话题给出一个题目供考生讨论,时间约 4.5 分钟。考试时间为 10 分钟。

第三部分:由主考再次提问以进一步确定考生的口头交际能力,主考还是向每个考生提出一个和考试题目有关的问题,在前面表现不甚理想的考生在这阶段可有一些补救的机会,而考官也在这个阶段最后确定每个考生的分数,时间约 5 分钟。

### 评分标准

大学英语四、六级考试口语考试的总分为 15 分钟,评分标准有以下几个方面:

1. 准确性 指考生的语音、语调以及所使用的语法和词汇的准确程度。
2. 语言范围 指考生使用的词汇和语法结构的复杂程度和范围。
3. 话语的长短 指考生对整个考试中的交际所作的贡献、讲话的多少。
4. 连贯性 指考生有能力进行较长时间的、语言连贯的发言。
5. 灵活性 指考生应付不同情景和话题的能力。
6. 适切性 指考生根据不同场合选用适当确切的语言的能力。

为了帮助广大考生了解口语考试的内容和形式,提高考生的应试能力,我们编写组依据《大学英语四、六级考试口语考试大纲》的要求,编写了这本《口语考试考前训练》,供广大考生在考前进行有针对性的练习。本书在编写过程中有幸得到了全国大学英语四、六级考试委员会委员韩其顺教授的悉心指导,值本书出版之际,谨向他致以衷心的感谢。由于编者水平有限,难免存在不足之处,恳请使用本书的广大教师和学生不吝指正。



## 本书结构及使用说明

本书分为三个部分,即 Topic to know, Topic to talk about 和 Language Functions。第一部分为 Topic to know,旨在起到“热身”的作用,并帮助学生就将要谈论的话题学习一些有关的词汇和表达方式。第二部分为 Topic to talk about。这是本书主要的部分,又分为 Section A (Making Presentations) 和 Section B (Group Discussion)。在 Section A 中,学生对提供的图片或卡片等上的内容做比较详细的陈述,包括它们有何意义,反映了一个什么问题等等。对于各个话题的陈述,我们在书后均提供了丰富的参考答案,学生可在自己练习之后对照参考答案,进一步熟悉如何对该话题进行陈述。在 Section B 中,我们已提供了整个讨论的过程,要求学生对其中的某些句子、短语等进行翻译练习。这部分旨在培养考生参与讨论的能力,要学会如何打断别人的谈话,如何吸引别人的注意力,如何有效地改变话题等技能。考生在这两部分中做得好坏,直接影响到得分的多与少。在本书的第三部分中,我们按照《大学英语四、六级考试口语考试大纲》中的语言功能表为广大考生编写了丰富的练习,提供了许多标准适切的表达用语,目的是让学生能够根据不同场合选用适当确切的语言。

本书各部分的练习均配有参考答案,既便于老师辅导学生训练口语,又利于学生自学时参考。

编写组

2001年4月

# CET Spoken English Test

## Sample Paper

Topic Area: City Life

Topic: City Traffic

Part 1 (5 minutes)

Examiner:

Good morning (Good afternoon), everybody. Could you please tell me your name and the number of your admission ticket? Your name, please. And your number? ... Your name? ... And your number? ... Thank you.

Now would you please briefly introduce yourselves to each other? Remember, you should not mention the name of your university. (1.5 minutes)

OK, now that we know each other we can do some group work. First of all, I'd like to ask each of you to say something about life in the city.

(Candidate 1, Candidate 2, Candidate 3)

- 1) How do you like living in Beijing (Shanghai, Nanjing ...)?
- 2) What do you think is the most serious challenge of living in a city like Beijing (Shanghai, Nanjing ...)?
- 3) How do you like shopping in a supermarket?
- 4) Where would you like to live, downtown or in the suburbs, and why?
- 5) What measures do you think we should take to reduce air pollution in Beijing (Shanghai, Nanjing ...)?
- 6) Can you say something about the entertainment available in your city?
- 7) Where would you like to find a job after graduation, in a big city like Beijing or Shanghai or in a small town and why?
- 8) What's your impression of the people in Beijing (Shanghai, Nanjing ...)?

Part 2 (10 minutes)

Examiner:

Now let's move on to something more specific. The topic for our discussion today is "City Traffic". You'll have a picture (some pictures) showing two different types of transport. I'd like each of you to give a brief description of each type and then compare the two types. You'll have one and a half minutes to talk about the picture(s). Don't worry if I interrupt you at the end of the time limit. Now here are your pictures.

(1 minute later)

Now, (Candidate 1), would you please start first? (Candidate 2) and (candidate 3), please put your pictures aside and listen to what (Candidate 1) has to say.

(1.5 minutes later) OK. (Candidate 2), now it's your turn.

(1.5 minutes later) OK. (Candidate 3), and now it's your turn.

Right. Now we all have some idea of various kinds of city transport. I'd like you to discuss this topic further and see if you can agree on which is the best type of transport for a big city like Beijing (Shanghai, Nanjing...). During the discussion you may argue with each other or ask each other questions to clarify a point. You will have about four and a half minutes for the discussion.

Your performance will be judged according to your contributions to the discussion.

(If one candidate talks too long)

Sorry, I'll have to stop you now. Let's listen to what (Candidate ?) has to say.

(If one candidate keeps silent for a long time) / (If the group is silent for some time, then ask one of the candidates to start the discussion.)

Now, (Candidate ?), could you please say something about your view of...?

(4.5 minutes later)

All right, that's the end of the discussion.

Part 3 (5 minutes)

Examiner:




Now I'd like to ask you just one last question on the topic of "City Traffic".



(Select a question from the following list to ask each of the candidates.)

(Candidate 1, Candidate 2, Candidate 3)

- 1) During the discussion, why did you say that ... ?
- 2) What kind of transport do you usually use in your city?
- 3) Do you have any suggestions as to how traffic conditions can be improved in big cities?
- 4) Do you think private cars should be encouraged?
- 5) Why do you think some Western countries encourage people to ride bicycles?

Now, that's the end of the test. Thank you, everybody.





## Contents

前言(含考试大纲)	1
大学英语四、六级考试口语考试样题	1
Unit 1 Meeting People	1
Unit 2 Employment	12
Unit 3 Culture	23
Unit 4 Entertainment	32
Unit 5 Sports	44
Unit 6 Communication	57
Unit 7 Quality Education	70
Unit 8 Travel	82
Unit 9 Campus Life	93
Unit 10 The Cost of Education	105
Unit 11 Keeping Pets	116
Unit 12 Holidays and Festivals	127
Unit 13 Fast-food Restaurants	137
Unit 14 Online-education	148
Unit 15 Network and Life	159
Unit 16 Fashion on Campus	169
Unit 17 Social Work	181
Unit 18 Friendship	194
Unit 19 Television	204
Unit 20 Clothes	214
Keys to Units	226

# 1

UNIT

## Meeting people

### Part I Topics to Know

---

#### Section A: Dialogue

1

A: Hello, may I introduce myself? I am Kathy, from Japan.

B: Oh, hello, Kathy. Glad to meet you. I'm Zhang Yin, the monitor in the class.

A: Glad to meet you, Zhang. I am lucky we share the same desk.

B: I am lucky too. Please don't hesitate to let me know whenever you need help.

A: I will. Thank you, Zhang.

2

A: Hi, you must be Kathy. I'm Li, from the Computer College. Glad to meet you.

B: Oh, glad to meet you too. How do you do, Li?

A: How do you do, Kathy. Welcome to China. Did you have a good journey?

B: Yeah, quite good. But I am a little tired. It's a long journey, you know.

A: Yes, let's go to the guest house of our school. Everything is ready for you there.

B: That's very kind of you.

A: You are welcome.

3

A: Hello, John. Let's go and let me introduce you to my English teacher, Miss Smith.

B: All right. Let's go.

A: Hi, Miss Smith. This is my schoolmate, John. And John, this is Miss Smith.

C: Hello, John. Glad to meet you.

B: Glad to know you too, Miss Smith.

C: Are you in the same class?

A: No. John is in Mr. Brown's class.

C: Oh, I see.

A: John is my good friend, he is a very good football player in the school.

C: Oh, is he? I like watching football matches.

B: Really? I will call you when the school football match starts.

C: Thank you. I will go and see it.

A: Oh, the bell is ringing. We must go now.

B: Good bye, Miss Smith.

C: Good bye, John and Li.

### ◆ Useful Words and Expressions

Glad / Nice to meet you.	见到你很高兴!
How do you do?	你好!
Let me introduce...	我来介绍……
Welcome to China.	欢迎来到中国
You must be...	你一定……
May I introduce myself?	我来介绍一下我自己,好吗?
May I ask your name?	我可以问一下你的名字吗?
I am from... / I come from...	我来自……
How are you?	你好!
Fine, thank you. And you?	我很好,谢谢,你呢?



### ◆ Words and Expressions Related to the Topic

introduce	介绍
come from	来自
be from	来自
Glad to see you.	见到你很高兴!
May I . . .	我可以……?
Let me . . .	让我……
meet	碰见, 见到

### ◆ Exercises

**Exercise 1** *Work in pairs and tell your partner about yourself using the phrases above.*

- Greet each other.
- Where are you from?
- What do you do?
- What do you like?

**Exercise 2** *Make a conversation in pairs, using the information on the table below.*

Example:

A. Hello, are you Miss / Mr. Smith?	A. Hello, are you from Chongqing?
B. Yes, I am.	B. No, I am not.
A. Glad to meet you. I'm xxx, I'm from Chongqing.	A. Do you like . . .

### Personal Survey

1. A person's name
2. Greeting
3. Where is she/he from
4. Her/his likes
5. Her /his dislikes
6. Her /his study