

DON DALLAS • LINDA PELHAM

NEW




WELCOME TO ENGLISH

新世纪小学英语

学生用书

2B



外语教学与研究出版社



湖南少年儿童出版社



LONKIMAN 朗文

NEW

WELCOME TO ENGLISH

新世纪小学英语



外语教学与研究出版社



湖南少年儿童出版社



LONGMAN 朗文

(京)新登字 155 号

Original English material of *New Welcome to English 2B*

© Longman Asia Limited 1995

图书在版编目(CIP)数据

新世纪小学英语 2B/(英)达拉斯(Dallas, D.), (英)佩勒海姆(Pelham, L.)著.

北京:外语教学与研究出版社,

湖南:湖南少年儿童出版社, 1999

ISBN 7-5600-1792-4

I. 新… II. ①达… ②佩… III. 英语课-小学-教材
IV. G624.313

中国版本图书馆 CIP 数据核字(1999)第 69353 号

版权所有 翻印必究

New Welcome to English 2B

新世纪小学英语 2B

Don Dallas (英)

著

Linda Pelham (英)

策划编辑: 申菁 王沂

责任编辑: 暴淮

外研社中小学英语工作室:

电话: 010-68917832

传真: 010-68420956

电子邮箱: wy@fltrp.com.cn

湖南少儿出版社版权室:

电话: 0731-4430915

传真: 0731-4441084

电子邮箱: wy901@371.net

出版发行: 外语教学与研究出版社

北京市西三环北路 19 号 (100081)

湖南少年儿童出版社

长沙市展览馆路 66 号 (410005)

网 址: <http://www.fltrp.com.cn>

印 刷: 北京大学印刷厂

开 本: 889 × 1194 1/16

印 张: 3.25

版 次: 1999 年 11 月第 1 版 1999 年 11 月第 1 次印刷

印 数: 1—11000 册

书 号: ISBN 7-5600-1792-4/G·744

定 价: 8.90 元

如有印刷、装订质量问题出版社负责调换

This edition is published
under the imprint of Longman, which is an
imprint of Pearson Education Group, and by
arrangement with Pearson Education China Limited,
Hong Kong.

Licensed for sale in the mainland
territory of the People's Republic of China only

This edition
first published in 1999 jointly by Foreign
Language Teaching and Research Press,
Hunan Juvenile & Children's Publishing House and
Pearson Education China Limited.

All rights reserved. No part of this publication may be
reproduced, stored in a retrieval system, or transmitted
in any form or by any means, electronic, mechanical,
photocopying, recording, or otherwise, without the
prior written permission of the Publishers.

外语教学与研究出版社

湖南少年儿童出版社

联合出版

培生教育出版中国有限公司

本书任何部分之文字及图片, 如未获得本社之书面同意,
不得用任何方式抄袭、节录或翻印。

本版本只供在中华人民共和国内地销售。

本书封面贴有朗文 (Longman) 防伪
标贴; 凡无防伪标贴者均属未经
授权之版本, 不得寄卖, 且本书出版者及
原版权持有者将予以追究。

朗文 (Longman) 为培生教育出版集团
(Pearson Education Group) 所拥有之商标。

出版说明

目前,国内广大小学师生迫切需要新颖、生动并符合中国儿童身心发展和认知规律的英语教材。《新世纪小学英语》(New Welcome to English)是朗文公司继 *Welcome to English* 在香港小学获得巨大成功后,经过进一步征求师生意见修订的最新版本,对于国内开设小学英语课程的学校同样适用。试用这套教材的师生们将会发现,这套教材图文并茂,选材幽默,趣味性强,极有利于激发和保持学生的学习兴趣。外研社和湖南少儿出版社联合引进这套教材,正是基于这样的认识,即在小学阶段,英语教育能够保持学生对英语的强烈兴趣比教会他们几百个单词更为重要。

这套教材分为6级,每级又分A、B两册。这次我们首先引进了1—3级的学生用书及配套音带、家庭作业和测试卷,每级一本听力教材及其配套音带(并提供配套教师用书),供六年制小学四年级,或五年制小学三年级起用,教材每个单元主要包括以下内容:

‘Talking about the picture’(看图说话)是让学生将‘Fun reading’中出现的生词进行预习。

‘Learn these sentences’(学句子)展现本单元最主要的语法现象。

‘Fun reading’(趣味阅读)是在一种有趣的情景下复现所学的生词和语法结构。

同时,它引导学生通过运用熟悉的看漫画的方式来培养阅读英语的习惯,这是让学生提高阅读能力的第一阶段,并为今后的学习打好基础。

‘Dialogues’(对话)让学生练习交际对话,即通过提供个人简单信息的回答方式达到交流目的。

‘Rhymes’(歌谣)充分体现了这套教材寓教于乐的特色。

‘Finish the sentences’(完成句子)让学生将所缺单词写出来,完成句子。

‘Tasks’(任务)鼓励学生根据已经学过的语言做练习,无需做更多的准备。

相信《新世纪小学英语》会让更多的小学生了解到,学习英语不再是枯燥的;愿他们由此培养起对英语的兴趣,从容面对新世纪的新挑战!我们愿为推动我国小学英语教学水平的提高做出自己的贡献。

外语教学与研究出版社
湖南少年儿童出版社

序

如今,为适应国内外形势的发展,国内愈来愈多地区的小学甚至幼儿园兴起了学习英语的热潮。同时,在“百花齐放,推陈出新”方针的影响下,国内各地展现了多种小学英语教材,其中有内地省、市、地单位或个人自编的,也有从港、台地区或国外直接引进或进行改编的。这是十分可喜的现象。

教材各有特色。因此,选择一种适合东方儿童普遍需求的或个别地区、个别学校特殊需求的优秀教材就显得十分必要和重要,这也是当前倍受关注的问题。《新世纪小学英语》(New Welcome to English)是外研社与湖南少儿出版社新近从香港引进的小学英语教材。该套教材是 Welcome to English 重新修订的新版本。全套教材共分6级,每级分为A、B两个分册。目前外研社引进的是1—3级,配套材料有录音磁带、听力教材、家庭作业与测试、教师用书等。8年前我去香港考查访问时,听了8所小学的课,在与教师座谈中了解到 Welcome to English 是香港当时推行的五种小学英语教材之一,是其中最浅显易懂、好教易学的教材,因此也是五种教材中最畅销的一种。

该套教材彩色印刷,图文并茂,配套齐全,尤其是经过几年的实践和修订之后,词汇、句式的选择,会话情景的创设等,从内容到形式的编排、设计都更加有趣,更为合理,更适合儿童的特点,也更贴近学生生活。这是实施“快乐教学”的又一套好教材,为内地小学英语增添了又一种新教材,多了一种选择的余地。这是外研社与湖南少儿出版社做的又一件很有意义的事。

另外,我认为一位教学成功的好教师,应在以一种教材为主的基础上,参照多种教材,择取各教材之优以补充和丰富主教材教学为好。课堂教学发展的趋势是要逐步告别以往的全国统一一种教材的“一本书,一支笔”的枯燥单调的教学模式,代之以多种教材交叉使用,博采众长,逐步实施现代化的多媒体、多功能的电脑网络教学模式。教学效果将更为理想,教学效率也会更高,将更能促进小学英语教学的发展。

祝愿这套教材能够得到小学师生们的欢迎和喜爱。

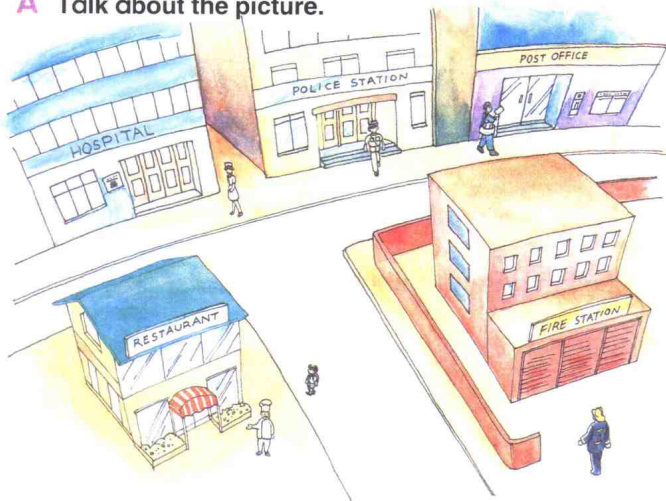
刘 岩

CONTENTS

	Page
1 People and places	1
2 What is the matter?	5
3 Talking about things	9
4 Food we like	13
5 Furniture at home	17
6 Counting to twenty	21
7 Every day	25
8 Meals	29
9 Let's count to one hundred	33
10 Late for school	37

1 People and places

A Talk about the picture.



What can you see in the picture?

I can see a cook and a restaurant.

1



a cook

2



a postman

3



a policeman

4



a nurse

5



a fireman

6



a pupil

B Learn these sentences.

1




The pupil **is going to** school.

2



The cook **is going to** the kitchen.

3



The farmer **is going to** the farm.

4



The nurses **are going to** the hospital.

5



The postman **is going to** the post office.

6



The policemen **are going to** the police station.

C Fun reading

1

Hello. Where are you going?



2

I am going to school.



3

Hello. Where are you going?



4

I am going to hospital.



5

Hello. Where are you going?

I am going to the hospital.



6

How are you?



D Answer the questions.

- 1 Where is the boy going?
- 2 Where is the young man going?
- 3 Is the young man a doctor?
- 4 What is the old man?

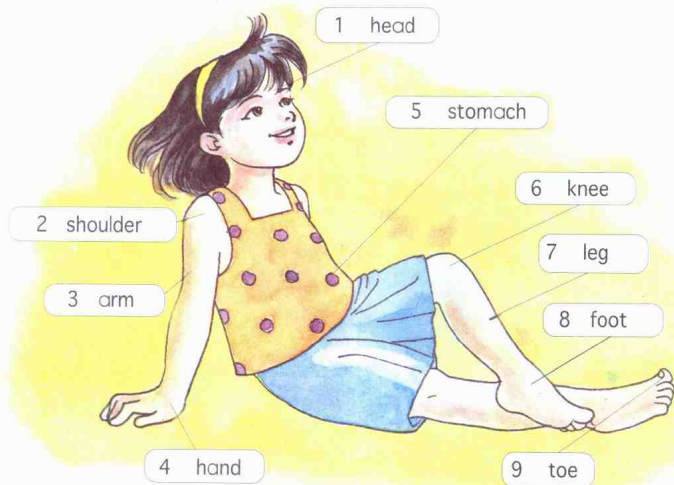
E Pair work: Ask and answer questions.



- 1 Who is climbing the tree?
The boy is climbing the tree.
- 2 Who is playing the piano?
- 3 Who is riding the bicycle?
- 4 Who is making the bed?
- 5 Who is playing football?

2 What is the matter?

A Talk about the picture.



What is number 1?



Number 1
is her head.



Can you point to
your head?



This is my head.



B Learn these sentences.

1 What is the matter?

My stomach
is hurting.



2 What is the matter?

My head is hurting.



3 What is the matter?

My ears are hurting.



4 What is the matter?

My arm is hurting.




5 What is the matter?

My hand is hurting.



6 What is the matter?

My feet are hurting.



Now act in pairs.

C Fun reading

- 1 What is the matter, Peter?



2

My head is hurting.
I can't go to school.



Come with me to the doctor.

3



The doctor! Oh no!

4

My head is not hurting.
I can go to school now.



D Answer the questions.

- 1 What does Peter have at school today? He has ...
- 2 Is Peter's head hurting?
- 3 Is Peter afraid of the doctor?
- 4 Is Peter going to school now?

E An acting game



Also act:



writing



drawing



sleeping



sweeping



ironing



laughing



crying



washing



cooking



swimming



3 Talking about things

A Talk about the picture.



What can you see in the picture?

I can see a hawker.

What is the hawker selling?

He is selling glasses.

1




brushes

2



glasses

3



boxes

4



watches

5



matches

B Learn these sentences.

1



This is a glass.



These are glasses.

2



This is a brush.



These are brushes.

3



This is a church.



These are churches.

4



This is a watch.



These are watches.

5




This is a match.




These are matches.

6



This is a box.



These are boxes.

C Fun reading

1

These are rabbits.



2

These are ducks.



3

These are frogs.



4

Where are they?



5

The ducks are behind the box.
The rabbits are in front of the box.
The frogs are between the box and the wall!

