

外研社·朗文

中学英语辅助系列



# English Support Series

Chris Jacques (英), 王薇 合作编著

Junior One  
初一



Grammar in Context

语法



外语教学与研究出版社



LONGMAN 朗文

外研社·朗文

中学英语辅助系列

# English Support Series

Chris Jacques (英), 王薇 合作编著

**Grammar in Context**  
**语法**



外语教学与研究出版社



LONGMAN 朗文

**(京)新登字 155 号**

京权图字: 01-1999-3223

**图书在版编目(CIP)数据**

中学英语辅助系列:语法(初一)/(英)杰克斯(Jacques, C.),王薇编著. -北京:外语教学与研究出版社,2000

ISBN 7-5600-1820-3

I. 中… II. ①杰… ②王… III. 英语-语法-中学-教学参考资料 IV. G634.413

中国版本图书馆 CIP 数据核字(2000)第 01737 号

**版权所有 翻印必究**

外研社·朗文中学英语辅助系列  
**语法(初一)**

Chris Jacques (英) 王薇 合作编著

\* \* \*

出版发行: 外语教学与研究出版社

社 址: 北京市西三环北路 19 号 (100089)

网 址: <http://www.fltrp.com.cn>

印 刷: 北京华威冶金印刷厂

开 本: 787×1092 1/16

印 张: 7

版 次: 2000 年 4 月第 1 版 2000 年 4 月第 1 次印刷

印 数: 1—21000 册

书 号: ISBN 7-5600-1820-3/G·772

定 价: 8.90 元

\* \* \*

如有印刷、装订质量问题出版社负责调换

外研社  
朗文

中学英语辅助系列

English Support Series

Grammar in Context Jr. 1 语法 (初一)

Original English material of this *Grammar in Context Jr. 1* © Pearson Education China Ltd. and Foreign Language Teaching and Research Press 2000

This edition of *English Support Series* with the addition of Chinese translation is published under the Longman imprint, which is an imprint of Pearson Education Group, and by arrangement with Pearson Education China Limited, Hong Kong.

Licensed for sale in the mainland territory of the People's Republic of China only.

This simplified Chinese characters edition first published in 2000 jointly by Foreign Language Teaching and Research Press and Pearson Education China Ltd.

All rights reserved. No part of this publication may be reproduced, stored in a retrieval system, or transmitted in any form or by any means, electronic, mechanical, photocopying, recording, or otherwise, without the prior written permission of the Publishers.

出版人：李朋义, 沈维贤  
合作编著者：C. 杰克斯 (Chris Jacques), 王薇  
顾问：N. 格兰特 (Neville Grant)  
策划编辑：(外研社) 蔡剑峰, (朗文) 赵嘉文  
责任编辑：(外研社) 宋微微, (朗文) 蔡女良  
绘图：(香港) 黄志兴  
封面设计：(朗文) 梁若基

外语教学与研究出版社  
培生教育出版中国有限公司 联合出版

本书任何部分之文字及图片，如未获得本社之书面同意，不得用任何方式抄袭、节录或翻印。

本简体字版只供在中华人民共和国内地销售。  
凡属合法出版之本书，封面均贴有防伪标贴；  
凡无防伪标贴者均属未经授权之版本，  
本书出版者及原版权持有者将予以追究。

朗文 (Longman) 为培生教育出版集团 (Pearson Education Group) 所拥有之商标。

## 编者语

《中学英语辅助系列》(*English Support Series*)丛书由外研社与全球最大跨国教育出版集团培生教育出版集团(Pearson Education)合作出版,聘请现行中学英语教材 *Senior English for China* 的主编 Chris Jacques 和北京外国语大学远距离英语教学专家王薇为丛书主编;同时特邀现行中学英语教材 *Junior English for China* 的主编 Neville Grant 为丛书顾问;此外还吸收了富有实践经验的数十位中学教员参加审阅工作。

本系列丛书与中学英语教学同步,分初一到高三共6级,每级4种:《听说》(*Listening and Speaking*)、《语法》(*Grammar in Context*)、《阅读》(*Reading Skills*)、《写作》(*Reading to Writing*),分别针对4种不同的技能进行训练。

我们决定出版本丛书,是有鉴于目前国内中学英语辅助教材的出版较乱较滥,质量参差不齐,往往未如人意。许多老师都迫切需要高素质的辅助材料。为此,我们不惜在人力、物力与财力上的重大投资,决心为中学编写出一套适合国内需要,符合国际水准的高质量辅助教材,以解老师们之难,也为同学们在中学阶段打好英语基础准备一套较好的丛书。

本丛书具有以下特点:

1. 语言地道精确:由外国编写教材的专业作者和国内有多年中师培训经验的教师联合编写,外国专家录音。语言、语音均地道精确。
2. 与课堂同步:配合中学英语教学的单元进度,可以用作课堂同步练习。
3. 适度扩展知识:在教材和教育部最新的基础教育阶段英语课程标准的基础上适度扩展词汇,增加文化背景介绍,尤其增加了一些生活中的常用词汇和用语。
4. 配合测验考试:结合国内中考、高考,以及国际多种标准测试要求设计练习,实用性强。
5. 题型活泼多样:在语境中学英语,内容活泼,形式多样,配合插图,趣味性强。
6. 全面训练提高:听、说、读、写4种技能交互培训,从基础开始,全面提高。

本丛书从开始策划到出版历经两年多时间,其间两家出版社进行了广泛细致的教学情况调查。外方主编和顾问几次专程来华,与中方主编共商编写计划和纲要,认真研究了教学大纲和教育部最新的基础教育阶段英语课程标准及各种考试要求,到不同层次的课堂听课,与老师和学生直接交流,广泛征求意见,了解最新的教学要求和考试的最新动向,以及老师和同学们的真正需要,使这套丛书既立足于现实的需要,又超出一般的水平,成为教师的好帮手,学生的好朋友。

在丛书的策划、编写过程中,我们得到了北京市一〇一中学、十一中学、八一中学、理工大学附中、交通大学附中、科技大学附中、石油大学附中、十九中、育新学校、知春里中学、六十七中等学校和海淀教师进修学校的大力支持和帮助,在此,特向这些学校的师生们表示衷心的感谢。其中要特别感谢的是为我们认真审阅书稿的咨询教师们:

初中部分: 朱振洪(北方交通大学附中) 回颖(北京市知春里中学)  
蒋静芳(北京市十九中学) 刘白玫(北京市六十七中)  
王小悦(石油大学附中) 宋燕(北京市十一中学)  
燕素霞(北京市十一中学) 朱红(北京市十一中学)  
陈牧星(北京市一七一中学)

高中部分: 石晓岚(北京市一〇一中学) 段亚非(北京市十一中学)  
刘雪清(北方交通大学附中) 尤丽丽(北京科技大学附中)  
段春英(北方交通大学附中) 邢淑琴(北京市育新学校)

最后,欢迎广大师生在使用丛书的过程中向我们提出宝贵意见,以便我们及时改进。

# Introduction to the Teacher

This book has been designed to help you develop your students' understanding and use of grammar. It follows the new revised syllabus of English and covers the general objectives which have been detailed by the Ministry of Education.

It also parallels the contents of *Junior English for China Book 1*. Like the coursebook, the book progresses in difficulty at a very gentle pace. Generally, it does not introduce new structures before these are introduced in the coursebook.

## **Grammar presentation**

All units, and some exercises, have a grammar heading to show you and your students which grammatical items are being practised. Full grammar presentation sections are not included as it is expected that this will be done by the coursebook.

## **Grammar in context**

What is Grammar in context? For many years, teachers and textbook-writers have linked grammatical structures to the situations in which they are likely to be found. For example, the verb *be* is often used to exchange personal information. As another example, the *Simple Present* tense is often used to describe routines and habits. This *Grammar in Context* series follows this approach. There are advantages in following this approach in the classroom and in textbooks.

- The situation is likely to be memorable to the student.
- It is possible to focus on one grammar point, or related ones, at one time.
- It is possible to avoid other distracting structures or vocabulary which might take attention away from the focus of the exercise.
- The student is shown how to use the language in a social context.

### **New words**

In following books in the English Support Series *Grammar in Context*, the wordlist is expanded in line with the requirement of the Ministry of Education.

### **Contractions**

Teachers may notice that contractions (e.g. aren't) are regularly used in most texts, not only in dialogues. There is an increasing tendency in current English to use informal forms in written English. In later books in this series, different degrees of formality will be introduced and students will be trained to use the appropriate grammatical form.

### **Self-study**

Most of the exercises can be done by students as self-study. However, they should be done after the relevant structures, functions and vocabulary have been presented in class, not before. There is an Answer Key at the back of this book.



# 前言 (1)

## 写给老师

本书旨在帮助各位老师提高学生们的理解和应用语法的技能。它以教育部颁布的基础教育阶段英语课程标准为编写依据,目的在于提高学生的语言技能和综合运用能力。

本书也可配合初级中学英语第一册课本使用。与课本一样,本书在难度上遵循循序渐进的原则,对句型的介绍一般不会早于课本的进度。

### 语法要点

每个单元的开始和部分练习的开头都有一个语法要点框,其内容将告诉您和您的学生该单元或该练习所包括的语法项目。本书作为辅助材料,并不对语法做具体解释,因为课本中会有详细说明。

### 从情境学语法

什么是“从情境学语法”呢?多年以来,教师和教科书编写者们就一直把语法结构和它们所处的情境联系在一起。例如,动词 **be** 经常用在交换个人信息的情境中。又如,一般现在时常用来描述经常性活动和习惯。“从情境学语法”采用的就是这种方法。在课堂上和课本中采用这种方法有以下好处:

- 学生更容易记住语法所处的情境。
- 有利于一次集中学习一个语法要点,或者几个相关的语法要点。
- 有利于避免其他不太相关的结构或词汇干扰练习目标。
- 学生能够清楚地了解怎样在社交情境中运用语言。

## 生词

本书基本上配合课本安排词汇,并根据最新课程标准的要求适度扩展词汇量。有些生词可能出现得比课本中要早,在这种情况下,我们会做出生词标记:在行文中会给中文译文;同时会在书后生词表中列出来。

## 缩写

老师们也许会注意到我们不仅在对话中,而且在文章中,经常使用缩写(如 aren't)。在当代英语中,人们越来越多地在书面语中使用一些不太正式的形式。在本系列丛中,我们会介绍从正式到非正式的不同文体形式,训练学生用正确的语法写作。

## 自学

大部分练习都能作为自学材料由学生自己来做。但是,一般都应在课上学过相关的句型、语法功能和词汇之后才做。书后附有答案。

# Introduction to the Student

You can use this book to practise English grammar while you are studying *Junior English for China Book 1*. Like the coursebook, the book progresses in difficulty at a very gentle pace. It does not introduce new structures before these are introduced in the coursebook.

## **Grammar presentation**

All units, and some exercises, have a grammar heading to show you which grammatical items are being practised. Full grammar presentation sections in English and Chinese are not included, as they can be found in the back of the coursebook.

## **New words**

This book follows the wordlist of the coursebook, unit by unit. A few new words are introduced earlier than they appear in the coursebook. In these cases, they are marked as new words in the text with a translation and in the list of new words at the back.

## **Contractions**

Contractions (e.g. aren't) are regularly used in most texts, not only in dialogues. Today, these forms are used in English more and more. Always check the instructions and example at the beginning of an exercise. These will show you which forms you must use in the exercise.

## **Self-study**

You can do all the exercises in this book as self-study. However, wait until you have studied the grammar and vocabulary of the coursebook unit before you do the writing exercises in this book. There is an Answer Key at the back of the book.

Good luck, enjoy this book and have fun!

## 前言 (2)

# 写给同学

这本书是为巩固你的语法知识而编写的,与初中英语课本第一册同步。与课本一样,本书在难度上遵循循序渐进的原则,对句型的介绍一般不会早于课本的进度。

### 语法要点

每个单元的开始和部分练习的开头都有一个语法要点框,里面的内容告诉你本部分所重点练习的语法项目。本书作为辅助材料,并不对语法做具体解释,因为你的课本中有详细的说明。

### 生词

本书的词汇量基本上配合课本增加。有些生词可能出现得比课本中要早一些,在这种情况下,我们会做出生词标记:在行文中会给中文译文;同时会在书后生词表中列出来。

### 缩写

缩写(如“aren't”)不仅在对话中,而且在文章中经常使用。在当代英语中,人们越来越多地在书面语中使用一些不太正式的形式。请注意对照练习开头的要求和例子,它们会告诉你做练习时应该用什么形式。

### 自学

本书中大部分练习都可以供自学用。但是请在学过课本中的语法和词汇之后再做这本书里的练习。书后附有答案。

好了,祝你在学习这本书时一切顺利,学得开心!

# Contents 目录

编者语	i
Introduction to the Teacher	iii
前言 (1) 写给老师	v
Introduction to the Student	vii
前言 (2) 写给同学	viii
Units 1–30	1–88
List of New Words 生词表	89
Answer Key 参考答案	90

# Unit 1

## Grammar Points 语法要点:

- Present Tense of "be" 动词 be 的现在时形式  
Declarative 陈述句: I'm fine.  
Interrogative 疑问句: How are you?
- Greetings and names 问候和名字  
Long forms 完整形式: What is your name?  
Short forms 缩写形式: What's your name?

1



2 Match the lines. Then copy them in your exercise book. 把左右两列句子一对对搭配起来, 组成对话, 然后抄写在练习本上。

Hello.  
How are you?  
What's your name?  
Good morning, Jo.

I'm fine, thank you.  
Good morning, Mr Grey.  
Hello.  
Allie Street.

**3 Write the long forms.** 写出下列句子的完整形式。


My name's Logon. → *My name is Logon.*  
.....

What's your name? → .....

I'm Greg. → .....

What's this? → .....

It's letter B. → .....









**Grammar Points 语法要点:**

- Present Tense of "be" 动词 be 的现在时形式
- Asking people's names 问别人叫什么名字
- Interrogative 疑问句: Are you Ben Street?  
Is your name Ben Street?
- Short answers 简短回答:  
Yes, I am./No, I'm not. \*Yes, I'm (X)  
Yes, it is./No, it isn't. \*Yes, it's. (X)  
\* 表示是错误的回答。

1 Write the words in the gaps. 选择适当的词语填空。

I'm / It's





**2 Write short answers.** 写出简短回答。

I am / I'm not / it is

- |                             |                           |
|-----------------------------|---------------------------|
| (1) Are you Allie Street?   | <i>No, I'm not.</i> ..... |
| (2) Is your name Jo Rivers? | Yes, .....                |
| (3) Are you Greg Hill?      | Yes, .....                |
| (4) Are you Ben Street?     | No, .....                 |
| (5) Is your name Ed Parks?  | Yes, .....                |
| (6) Are you Hattie Hill?    | Yes, .....                |